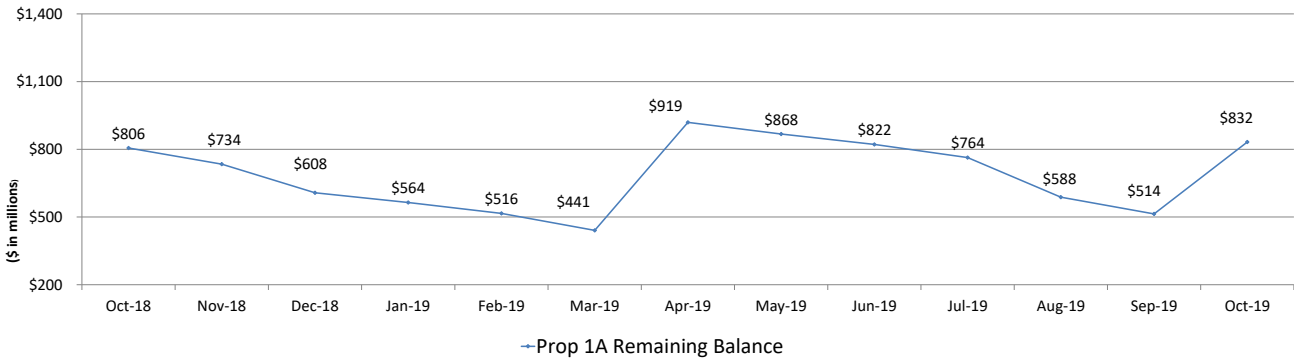


Prop 1A Bond Fund (6043)

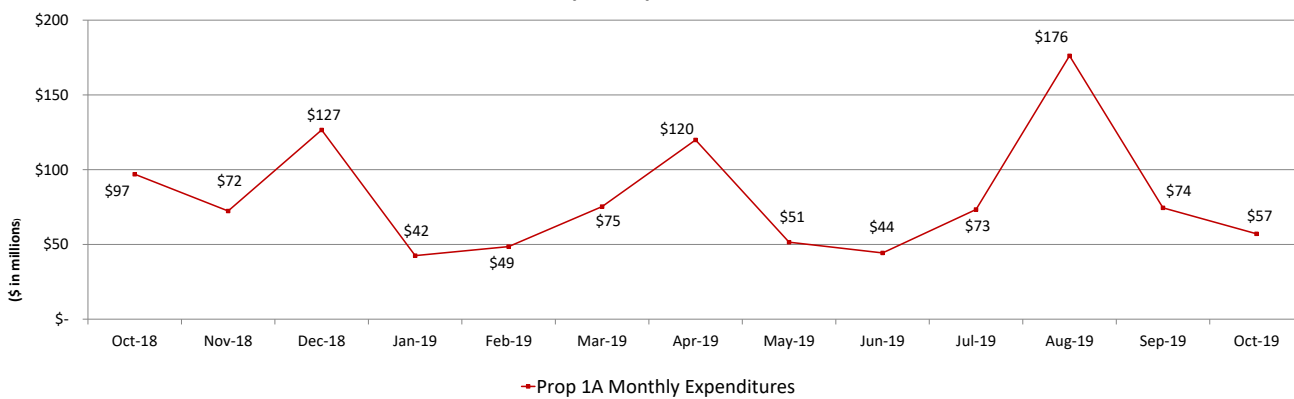
Prop 1A Fund Transaction Breakout for October	Notes	Amount
Cash balance as of 10/01/19	2	\$ 513,928,518
Prior Month Adjustment		\$ -
Cash Expended		\$ (57,108,678)
Cash In	4	\$ 375,000,000
Change in PTA Loan Cash		\$ -
Change in Public Employees' Retirement System reserve		\$ 546,861
Prop 1A Cash Balance as of 10/31/19	5	\$ 832,366,701

Fiscal Year	Notes	Bond Sales
FY2008-09		\$ 90,045,000
FY2009-10		\$ 168,350,000
FY2010-11		\$ 50,665,000
FY2011-12		\$ 91,225,000
FY2012-13		\$ -
FY2013-14		\$ -
FY2014-15		\$ 44,605,000
FY2015-16		\$ 56,495,000
FY2016-17		\$ 1,323,070,000
FY2017-18		\$ 800,000,000
FY2018-19	3	\$ 600,000,000
Current Year	4	\$ 390,000,000
Total Prop 1A Funding	1	\$ 3,614,455,000

Prop 1A Remaining Balance



Prop 1A Expenditures⁶



#

Footnotes

- Prop 1A bond sales are conducted twice a year by the State Treasurer's Office (STO) in the spring and fall.
- Beginning balance includes a \$450K Advance to Office Revolving Fund (ORF). Advance to ORF represents cash available for disbursement to facilitate efficient reimbursement of invoices. Upon replenishment of the full ORF balance, \$450K becomes accessible to Prop 1A Bond Fund appropriations for use.
- FY2018-19 Prop 1A Bond proceeds include the following bond sale: Mar-19, \$600M.
- FY2019-20 Prop 1A Bond proceeds include the following: Apr-19, \$15M in commercial paper; and Oct-19, \$375M bond sale. The Authority has an additional \$9M available through commercial paper; however, the proceeds will not be reflected in this report until the Authority submits a request for funds to STO and issuance is completed.
- Prop 1A utilization will increase as the Authority progresses towards full ARRA Grant State Match. This will cause the cash balance of Cap and Trade to fluctuate periodically.

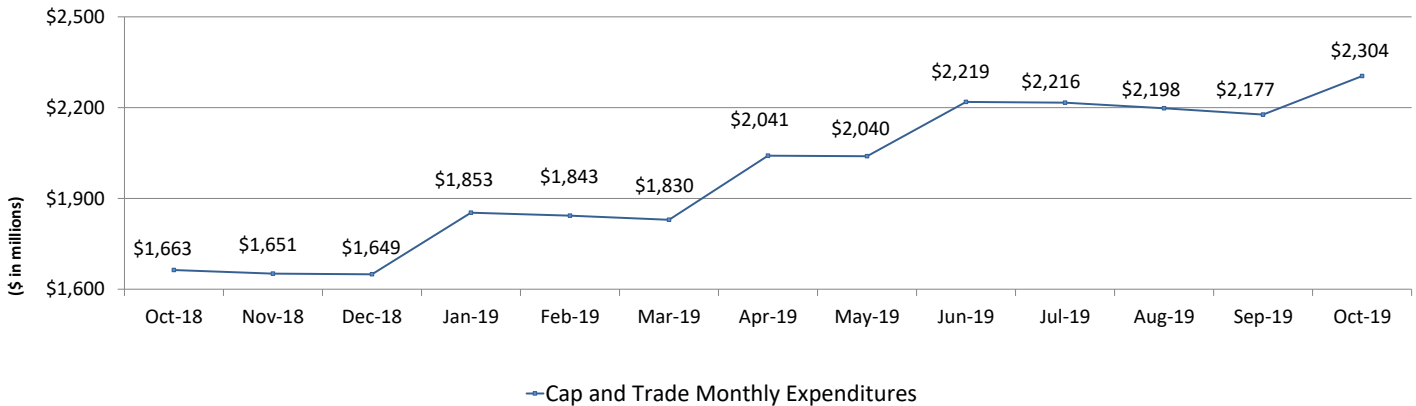
Data through October 31, 2019

Cap and Trade Fund (3228)

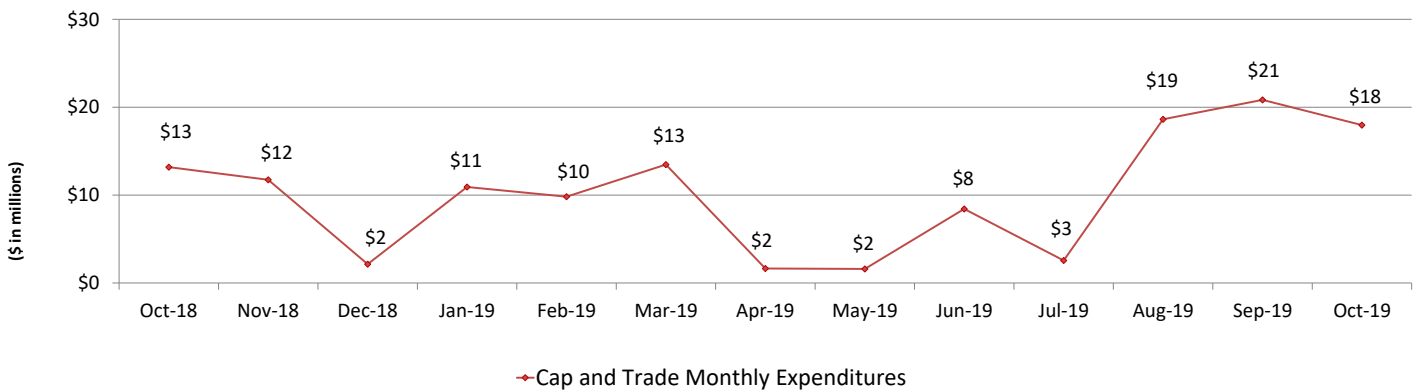
Cap and Trade Transaction Breakout for October	Notes	Amount
Cash Balance as of 10/1/19	2	\$ 2,177,008,962
Prior Month Adjustment		\$ -
Cash Expensed		\$ (17,961,858)
Cash In	5	\$ 145,163,000
Executive Order/Spending Authority		\$ -
Current month Budget/Adjustment		\$ -
GHGRF Cash balance as of 10/31/19	3, 6	\$ 2,304,210,104

Fiscal Year	Notes	Proceeds
2014-15 Budget Act Appropriation		\$ 250,000,000
Budget Act of 2014	3	\$ 400,000,000
Subtotal		\$ 650,000,000
FY2015-16		\$ 459,278,000
FY2016-17		\$ 220,882,000
FY2017-18		\$ 707,658,000
FY2018-19	4	\$ 786,769,000
Current Year	5	\$ 145,266,000
Subtotal		\$ 2,319,853,000
Total Cap and Trade Funding	1, 7	\$ 2,969,853,000

Cap and Trade Cash Balance



Cap and Trade Expenditures



#

Footnotes

- Cap and Trade auctions occur quarterly (Aug, Nov, Feb, May) and are subject to administrative adjustments by the Department of Finance (e.g. foreign exchange rate and state operation adjustments).
- Beginning balance includes a \$10M Advance to ORF. The ORF represents cash available for disbursement to facilitate efficient reimbursement of invoices. Upon replenishment of the full ORF balance, \$10M becomes accessible to Cap and Trade Fund appropriations for use.
- The Cap and Trade cash balance includes \$400M from the Budget Act of 2014. There is currently \$200M on loan, but is scheduled by DOF to be repaid later this fiscal year or shall be repaid as necessary based on the financial needs of the High-Speed Rail project (Health and Safety Code 39719.1).
- FY2018-19 Cap and Trade funding includes the following executive order amounts: Aug-18, \$170M; Nov-18, \$214.4M; Feb-19, \$213.2M; and May-19, \$189M and spending authority: July-18, \$103K.
- FY2019-20 Cap and Trade funding includes the following executive order amount: Aug-19, \$145M and spending authority: July-19, \$103K.
- Prop 1A utilization will increase as the Authority progresses towards full ARRA Grant State Match. This will cause the cash balance of Cap and Trade to fluctuate periodically.
- Total Cap and Trade Funding includes auction proceeds and state operations spending authority.

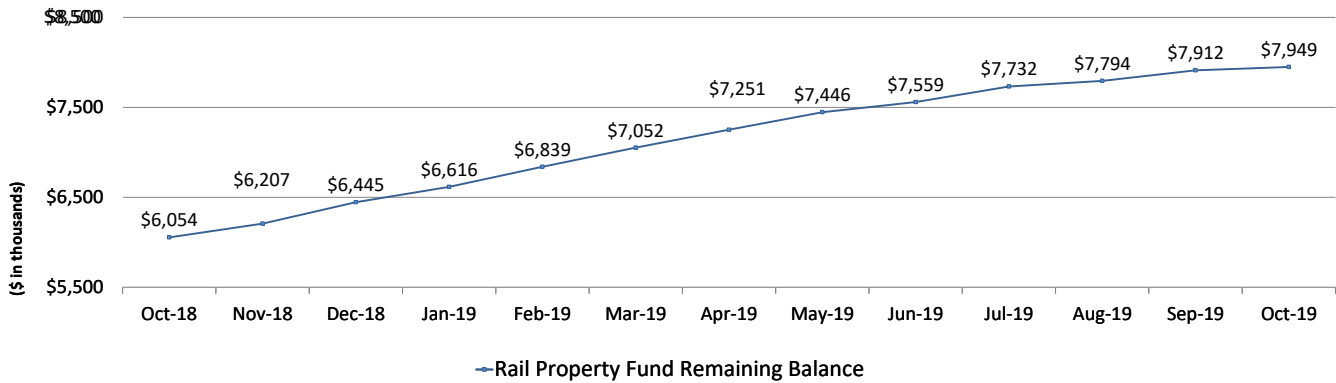
Data through October 31, 2019

Rail Property Management Fund (9331)

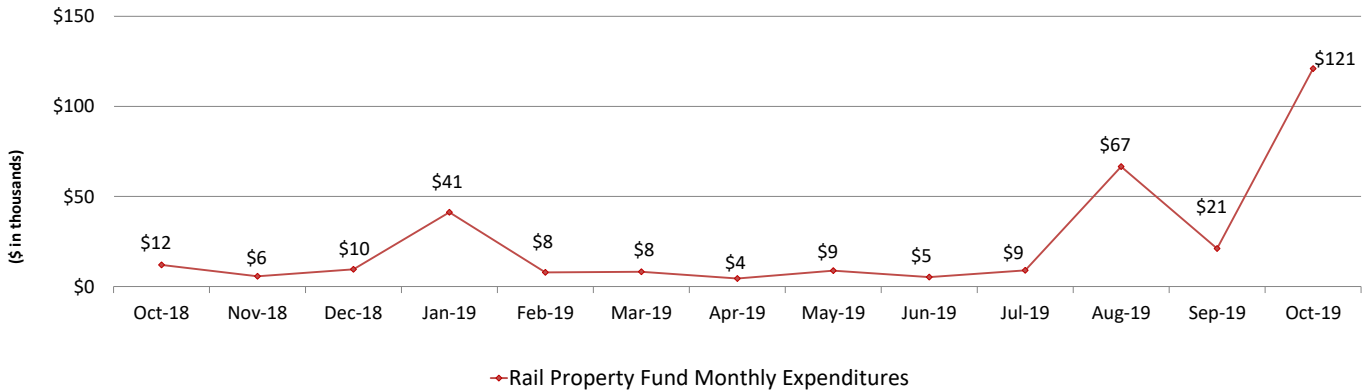
Rail Property Fund Cash Breakout for October	Notes	Amount
Cash Balance as of 10/1/19	1	\$ 7,911,816
Prior Month Adjustment		\$ -
Cash Expensed	2	\$ (120,971)
Cash In		\$ 158,262
Current month Budget/Adjustment		\$ -
Cash balance as of 10/31/19	1	\$ 7,949,107

Fiscal Year	Notes	Revenue
FY2015-16		\$ 1,039,701
FY2016-17		\$ 1,836,659
FY2017-18		\$ 2,581,492
FY2018-19		\$ 2,442,118
Current Fiscal Year		\$ 607,467
Total Rail Property Fund Annual Revenue	1	\$ 8,507,437

Rail Property Fund Cash Balance



Rail Property Fund Expenditures



#

Footnotes

- 1 This fund receives revenues from leases/rents collected on property acquired that is not yet delivered to the design-builders for construction. These funds are annually appropriated through the Budget Act and are used for the development, improvement and maintenance of the HSR system.
- 2 Fluctuations in monthly expenditures are primarily due to timing of invoice submission by vendors.