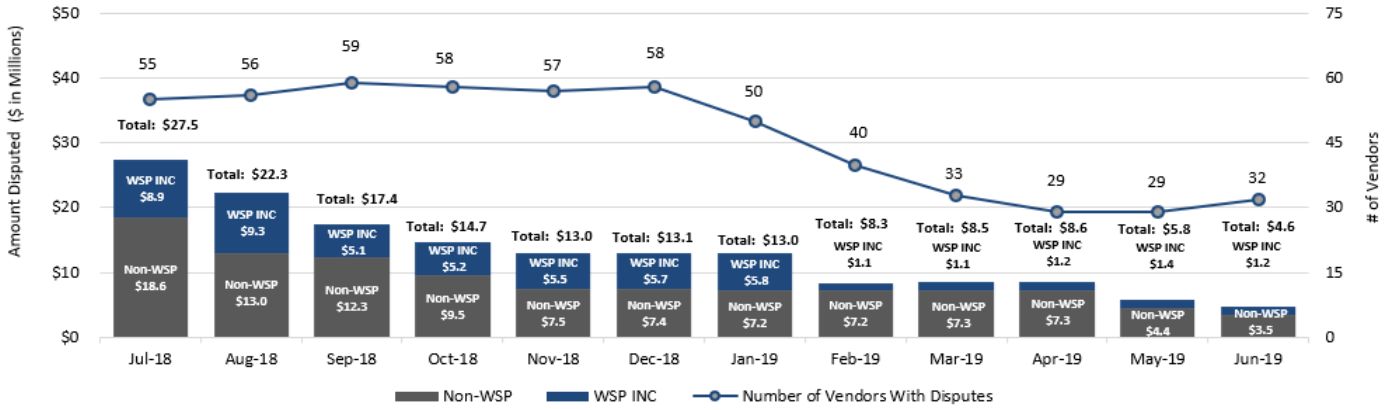


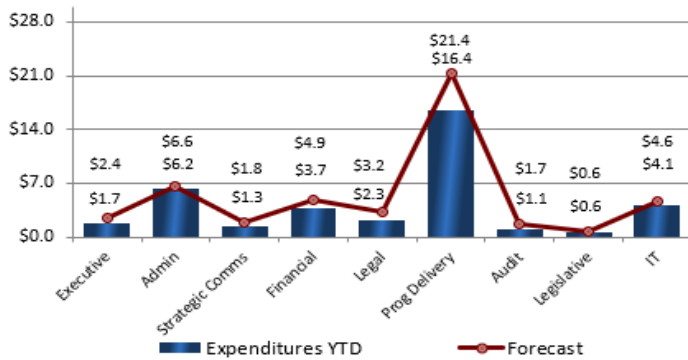
Data through June 30, 2019

Accounts Payable Disputes Summary by Month

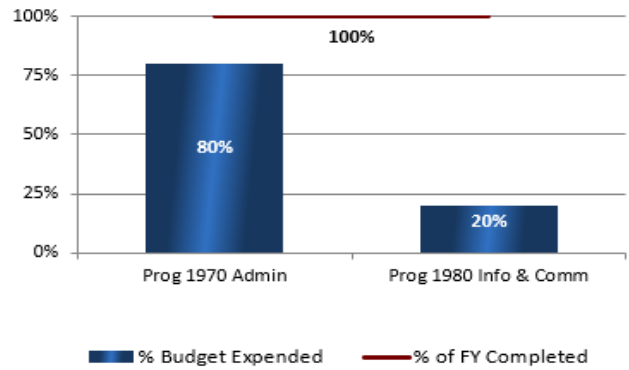


State Operations^[1]

Forecast and Expenditures (\$ in Millions)



Percent Of Budget Expended By Program²

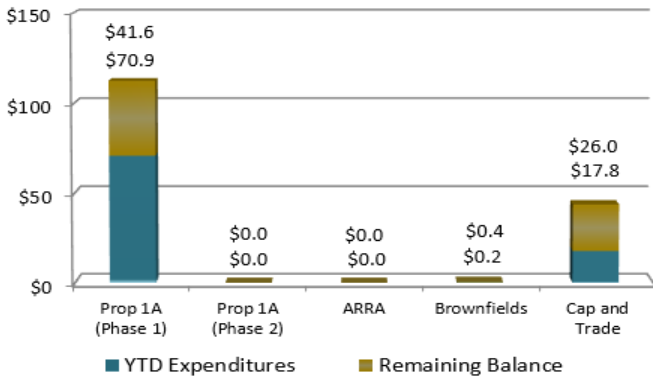


Footnotes

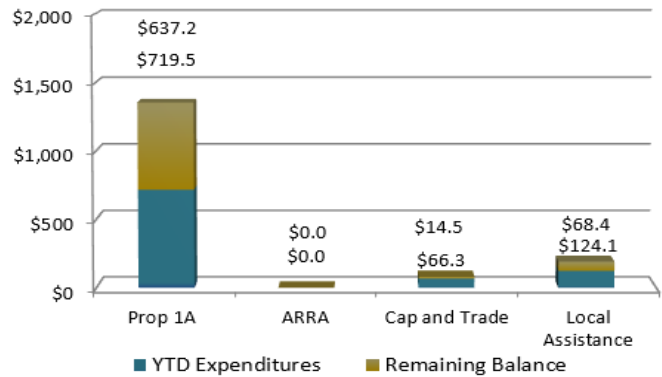
- ¹ Source: August 2019 Administrative Budget and Expenditures Report.
- ² Programs 1975 and 1985 are included in Program 1970 totals.

Capital Outlay^{[3] [4] [5] [6]}

Project Development (\$ in Millions)



Construction and Local Assistance (\$ in Millions)



Footnotes

- ³ Source: August 2019 Capital Outlay and Budget Expenditures Report.
- ⁴ Displays YTD Expenditures and Remaining Balance of budget for FY2018-19.
- ⁵ Values may not add up due to rounding.
- ⁶ ARRA federal expenditures were completed in prior fiscal years and no additional expenditures are anticipated.