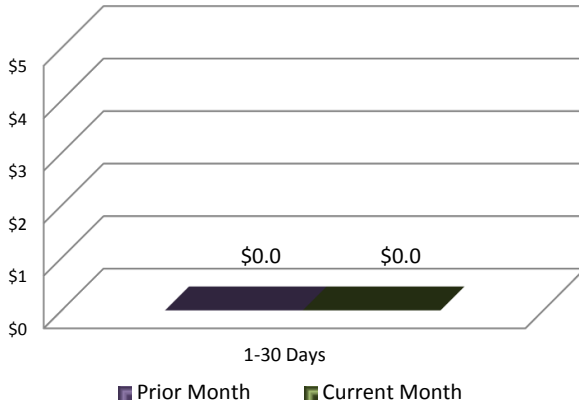


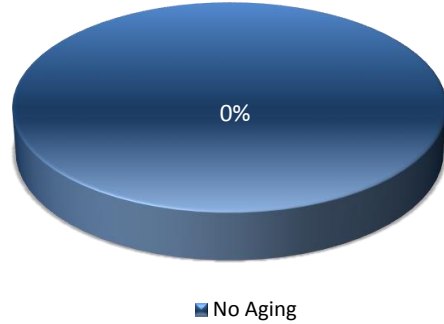
Data as of February 28, 2018

**Accounts Payable Aging Report**

**Accounts Payable Aging (\$ in Thousands)  
 Prior Month vs Current Month**

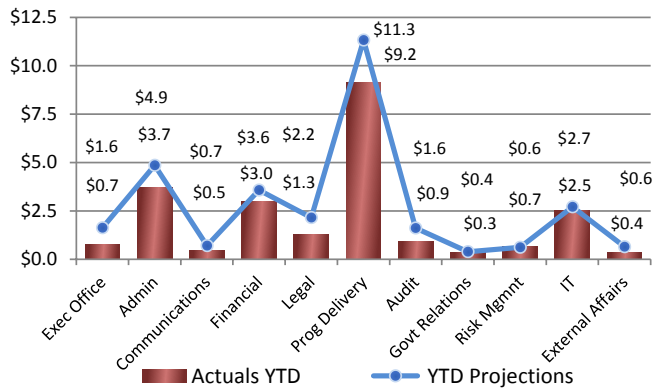


**Accounts Payable Aging  
 By Past Due Days**

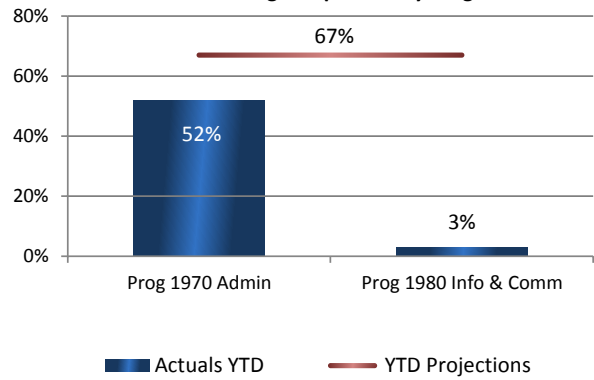


**State Operations <sup>2</sup>**

**Projections and Expenditures<sup>3</sup> (\$ in Millions)**



**Percent Of Budget Expended By Program<sup>3,4</sup>**



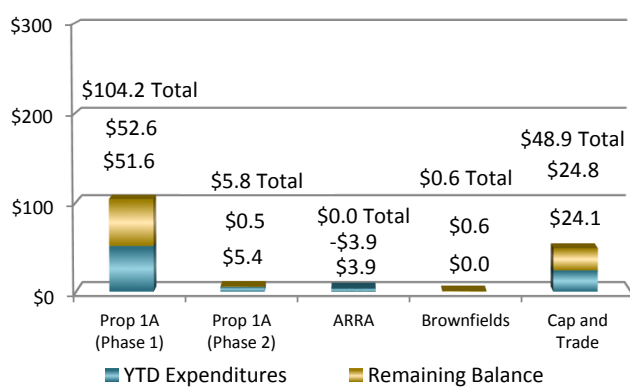
<sup>2</sup> Summary of Monthly Budget and Expenditures Report

<sup>3</sup> Monthly projections represent a straight-lined pro-rated portion of the annual budget.

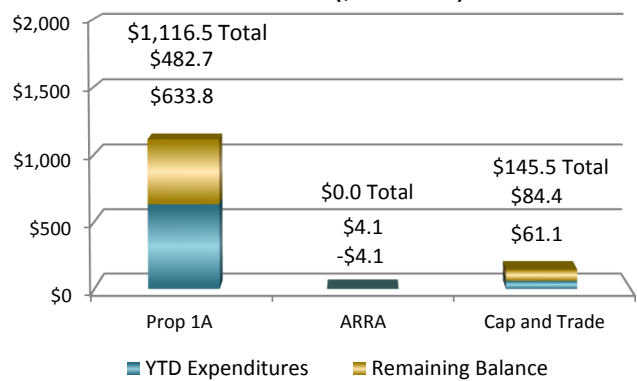
<sup>4</sup> Program 1975 and 1985 are included in Program 1970 totals.

**Capital Outlay <sup>5, 6, 8</sup>**

**Project Development<sup>7</sup> (\$ in Millions)**



**Construction (\$ in Millions)**



<sup>5</sup> Capital Outlay Budget Summary Report

<sup>6</sup> Displays actual expenditures and remaining balance of budget for FY2017-18.

<sup>7</sup> In Aug-17, the US Environmental Protection Agency (EPA) awarded the Authority and coalition partners LOSSAN and Metro a \$600K Assessment Grant under the EPA Brownfields program. The grant funds community outreach, environmental site assessments, and clean-up plans for Brownfields sites adjacent to LA Union Station and is included in the FY2017-18 budget. The Brownfields EPA grant appropriation is included in the ARRA Project Development appropriation.

<sup>8</sup> Values may not add up due to rounding.