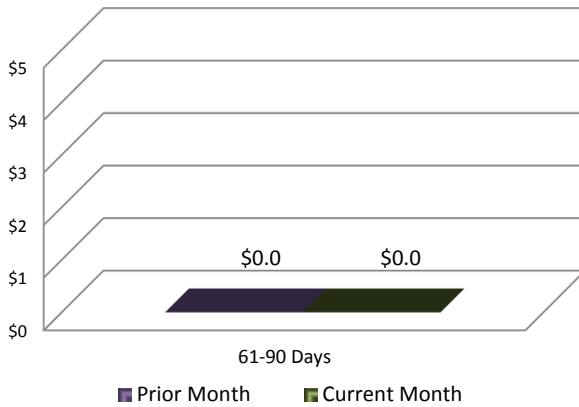


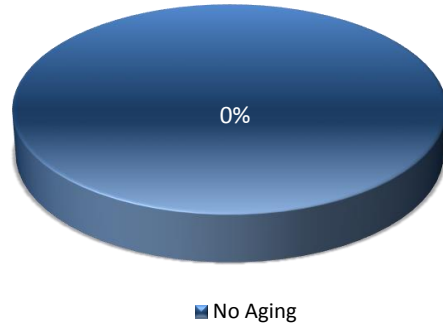
Data as of January 31, 2018

Accounts Payable Aging Report

**Accounts Payable Aging (\$ in Thousands)
 Prior Month vs Current Month**

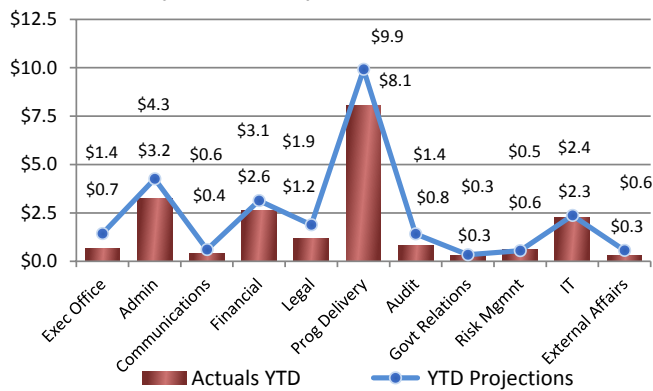


**Accounts Payable Aging
 By Past Due Days**

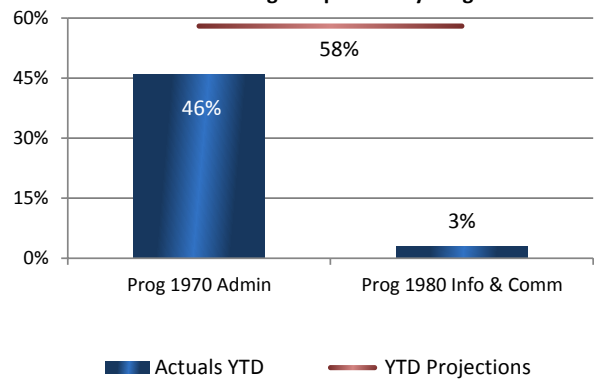


State Operations²

Projections and Expenditures³ (\$ in Millions)



Percent Of Budget Expended By Program^{3,4}



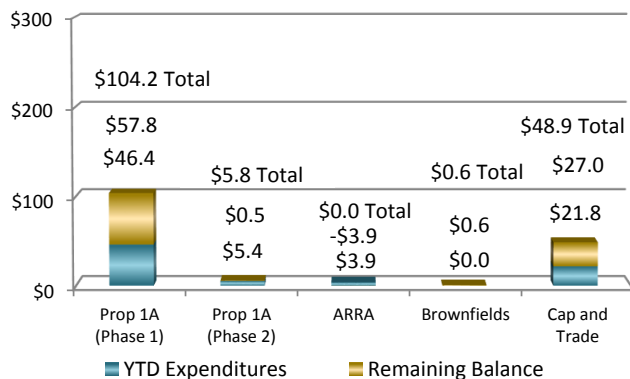
² Summary of Monthly Budget and Expenditures Report

³ Monthly projections represent a straight-lined pro-rated portion of the annual budget.

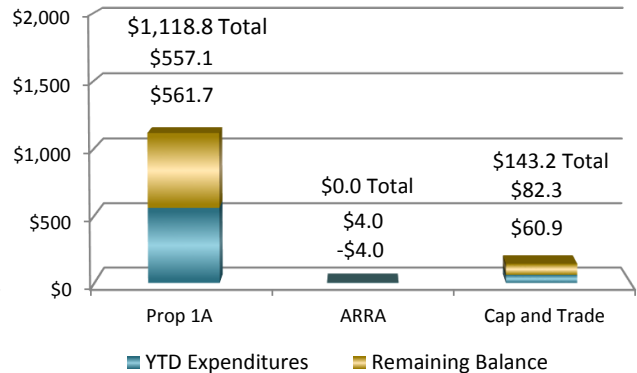
⁴ Program 1975 and 1985 are included in Program 1970 totals.

Capital Outlay^{5, 6, 8}

Project Development⁷ (\$ in Millions)



Construction (\$ in Millions)



⁵ Capital Outlay Budget Summary Report

⁶ Displays actual expenditures and remaining balance of budget for FY2017-18.

⁷ In Aug-17, the US Environmental Protection Agency (EPA) awarded the Authority and coalition partners LOSSAN and Metro a \$600K Assessment Grant under the EPA Brownfields program. The grant funds community outreach, environmental site assessments, and clean-up plans for Brownfields sites adjacent to LA Union Station and is included in the FY2017-18 budget. The Brownfields EPA grant appropriation is included in the ARRA Project Development appropriation.

⁸ Values may not add up due to rounding.