

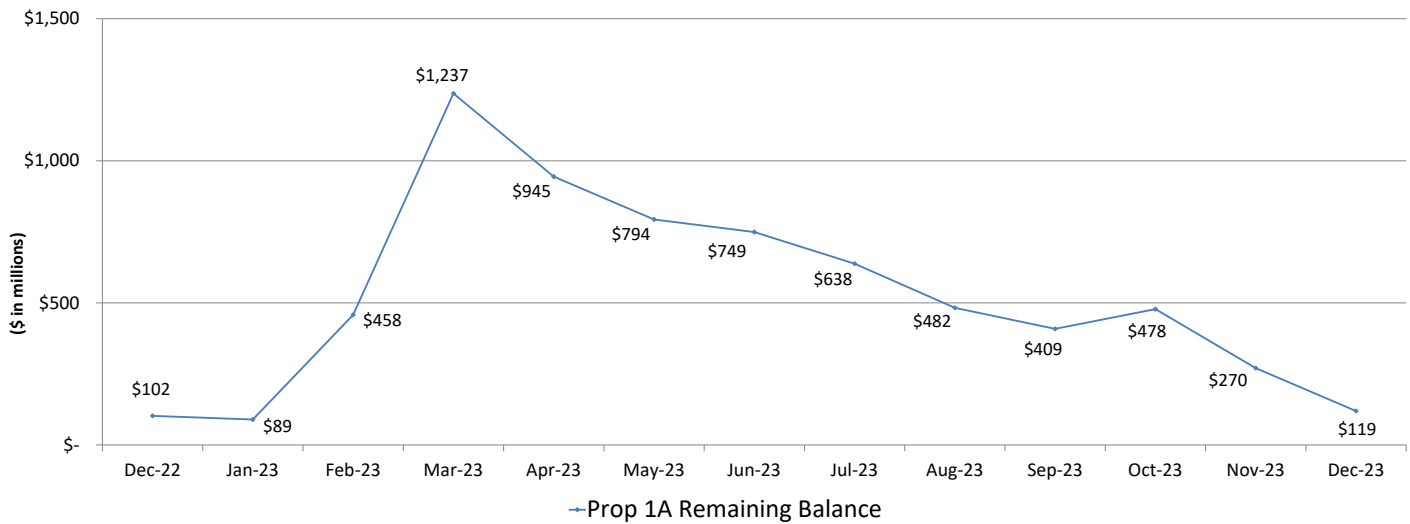
Data through December 31, 2023

Prop 1A Bond Fund (6043)

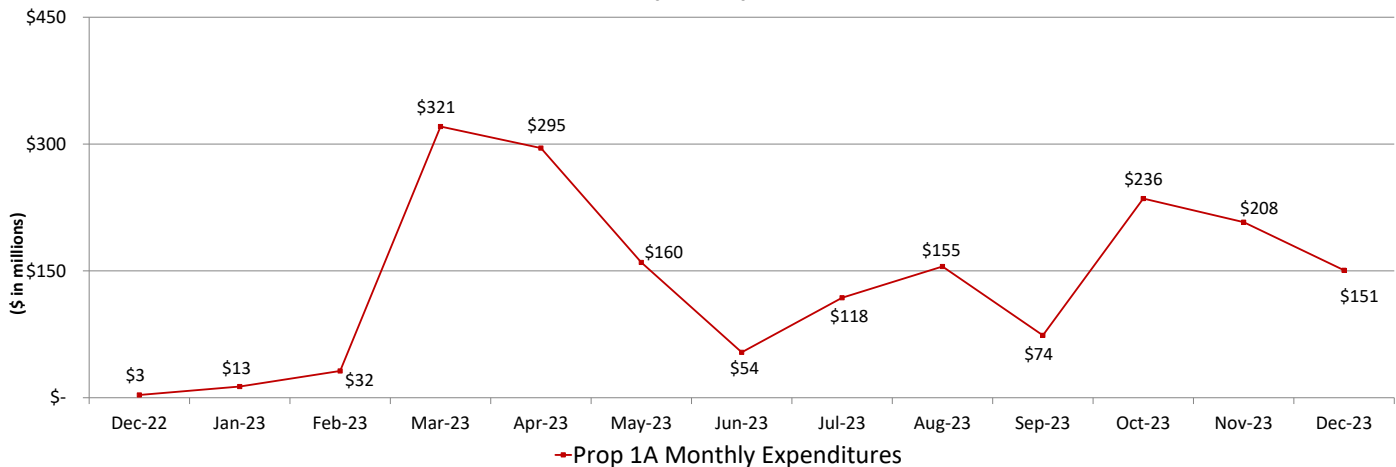
Prop 1A Fund Transaction Breakout for December	Notes	Amount
Cash Balance as of 12/01/2023	2	\$ 270,178,416
Prior Month Adjustment		\$ -
Bond Cash Expensed		\$ (150,715,848)
Bond Cash In		\$ -
Reimbursement Cash In		\$ -
SMIF Interest Income		\$ -
Change in PTA Loan Cash		\$ -
Prop 1A Cash Balance as of 12/31/2023		\$ 119,462,568

Fiscal Year	Notes	Bond Sales/Interest
FY2020-21 and Prior		\$ 3,814,960,000
FY2021-22		\$ 107,510,000
FY2022-23		\$ 1,609,855,000
FY2023-24	3	\$ 300,000,000
Total Bond Sales		\$ 5,832,325,000
Interest Earnings	4	\$ 58,722,585
Total Prop 1A Funding	1, 5	\$ 5,891,047,585

Prop 1A Remaining Balance



Prop 1A Expenditures



Footnotes

- Prop 1A bond sales are conducted twice a year by the State Treasurer's Office (STO) in the spring and fall.
- Beginning balance includes a \$450K Advance to Office Revolving Fund (ORF). Advance to ORF represents cash available for disbursement to facilitate efficient reimbursement of invoices. Upon replenishment of the full ORF balance, \$450K becomes accessible to Prop 1A Bond Fund appropriations for use.
- FY2023-24 Prop 1A Bond proceeds includes the following: Bond Sale for Oct-23, \$300M.
- The Authority received notification from the Department of Finance and State Treasurer's Office that accumulated interest earnings associated with Prop 1A commercial paper and bond proceeds are now available to use for the project. This additional cash will be applied to the Authority's existing \$9B Prop 1A authorization and will not increase the \$9B cap.
- The Authority has an additional \$409.8M available through commercial paper which was authorized in Fall 2023. The proceeds for commercial paper will not be reflected in this report until the Authority submits a request for funds to STO and issuance is completed.

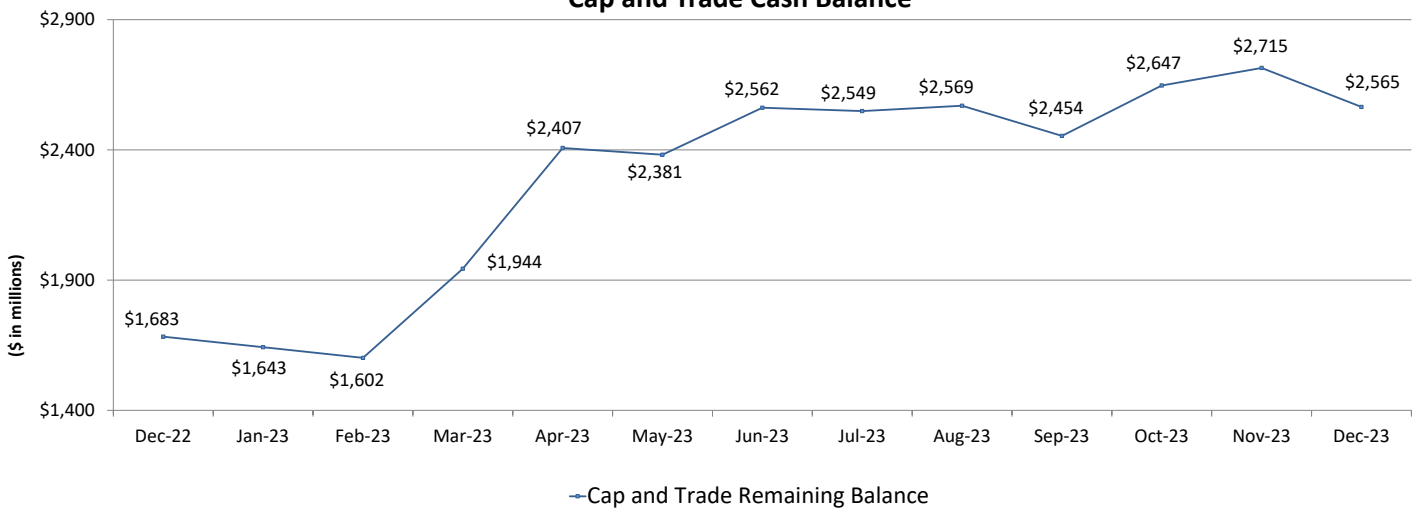
Data through December 31, 2023

Cap and Trade Fund (3228)

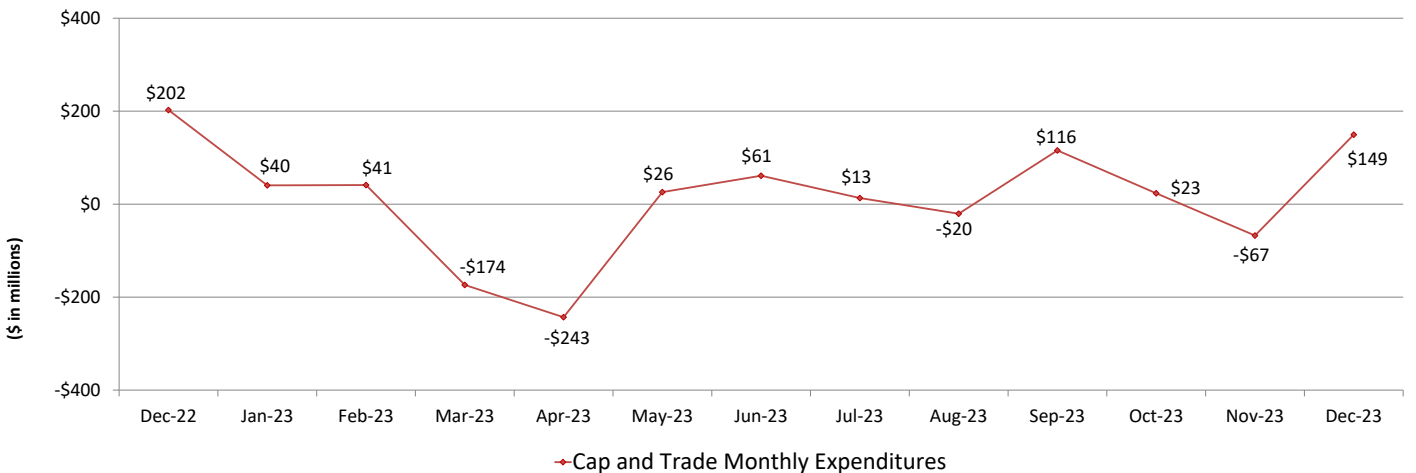
Cap and Trade Transaction Breakout for December	Notes	Amount
Cash Balance as of 12/01/23	2	\$ 2,714,628,049
Prior Month Adjustment		\$ -
Cash Expensed		\$ (149,456,564)
Cash In		\$ -
Interest Income		\$ -
Executive Order/Spending Authority		\$ -
Current Month Budget/Adjustment		\$ -
Cap and Trade Cash Balance as of 12/31/23		\$ 2,565,171,485

Fiscal Year	Notes	Proceeds
2014 Budget Act Appropriation		\$ 250,000,000
2014 Budget Act Approp. Reversion		\$ (12,056,000)
Senate Bill 862 (2014)		\$ 400,000,000
Subtotal		\$ 637,944,000
FY2020-21 and Prior		\$ 3,081,768,000
FY2021-22		\$ 1,318,288,000
FY2022-23		\$ 906,498,000
Current Fiscal Year	3, 4	\$ 216,858,000
Subtotal		\$ 5,523,412,000
Total Cap and Trade Funding	1, 4	\$ 6,161,356,000

Cap and Trade Cash Balance



Cap and Trade Expenditures



Footnotes

- 1 Cap and Trade auctions occur quarterly (Aug, Nov, Feb, May) and are subject to administrative adjustments by the Department of Finance (e.g. foreign exchange rate and state operation adjustments). Total Cap and Trade Funding includes Budget Act Appropriations, auction proceeds, and state operations spending authority.
- 2 Beginning balance includes a \$10M Advance to ORF. The ORF represents cash available for disbursement to facilitate efficient reimbursement of invoices. Upon replenishment of the full ORF balance, \$10M becomes accessible to Cap and Trade Fund appropriations for use.
- 3 FY2023-24 Cap and Trade funding includes: Jul-23, \$103K (Budget Act Authority), and Aug-23, \$216.8M (Executive Order).
- 4 The Nov-23 Cap and Trade auction proceeds are estimated at \$357.3M. This report will be updated once the journal entries have been completed by State Controller's Office.

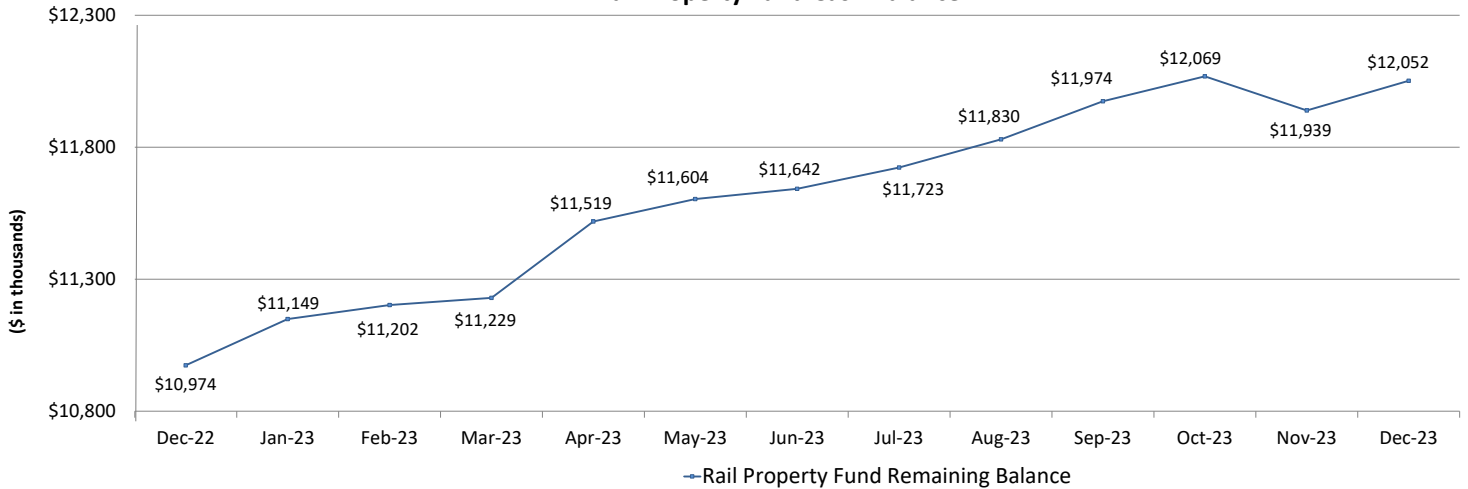
Data through December 31, 2023

Rail Property Management Fund (9331)

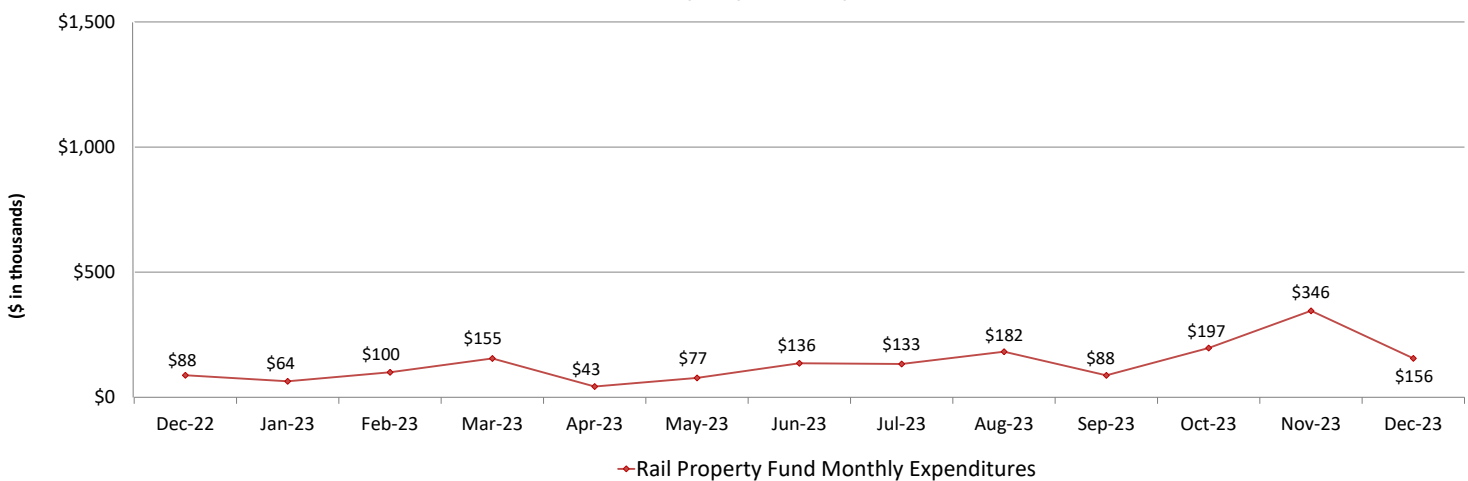
Rail Property Fund Transaction Breakout for December	Notes	Amount
Cash Balance as of 12/01/23		\$ 11,939,403
Prior Month Adjustment		\$ -
Cash Expensed	2	\$ (155,559)
Cash In		\$ 267,886
Current Month Budget/Adjustment		\$ -
RPMF Cash Balance as of 12/31/23	1	\$ 12,051,730

Fiscal Year	Notes	Revenue
FY2020-21 and Prior		\$ 11,907,796
FY2021-22		\$ 2,048,461
FY2022-23		\$ 2,432,480
Current Fiscal Year		\$ 1,510,355
Cumulative RPMF Revenue	1	\$ 17,899,091

Rail Property Fund Cash Balance



Rail Property Fund Expenditures



Footnotes

- This fund receives revenues from leases/rents collected on property acquired that is not yet delivered to the design-builders for construction. The Budget Act of 2023 appropriated \$2.5M to be used for the development, improvement, and maintenance of the high-speed rail system and associated properties.
- Fluctuations in monthly expenditures are primarily due to timing of invoice submission by vendors and a Pro-Rata cost, which is a state administrative assessment determined by the Department of Finance, that is charged three times a year.