



CALIFORNIA
High-Speed Rail Authority

CENTRAL VALLEY STATUS REPORT

Finance & Audit Committee

Executive Summary

- Construction Packages (CP) Design-Build Expenditures

- » October 2023 Expenditures totaled \$166.3M:

- Construction Package 1 Expenditures totaled \$112.3M.
- Construction Package 2-3 Expenditures totaled \$46.4M.
- Construction Package 4 Expenditures totaled \$7.6M.

- Change Orders

- » Executed Change Orders this period – 16 for a total of \$250.4M.

- Risk Contingency

- » Approved Contingency – \$6,001.6M budgeted contract contingency. Contingency balance is \$1,294.8M as of data date.

- CP Construction Labor

- » October 2023, Average Daily Site Workers (by Week) – 1,433 workers. An increase of 85 workers from the previous period (1,348).

Executive Summary cont.

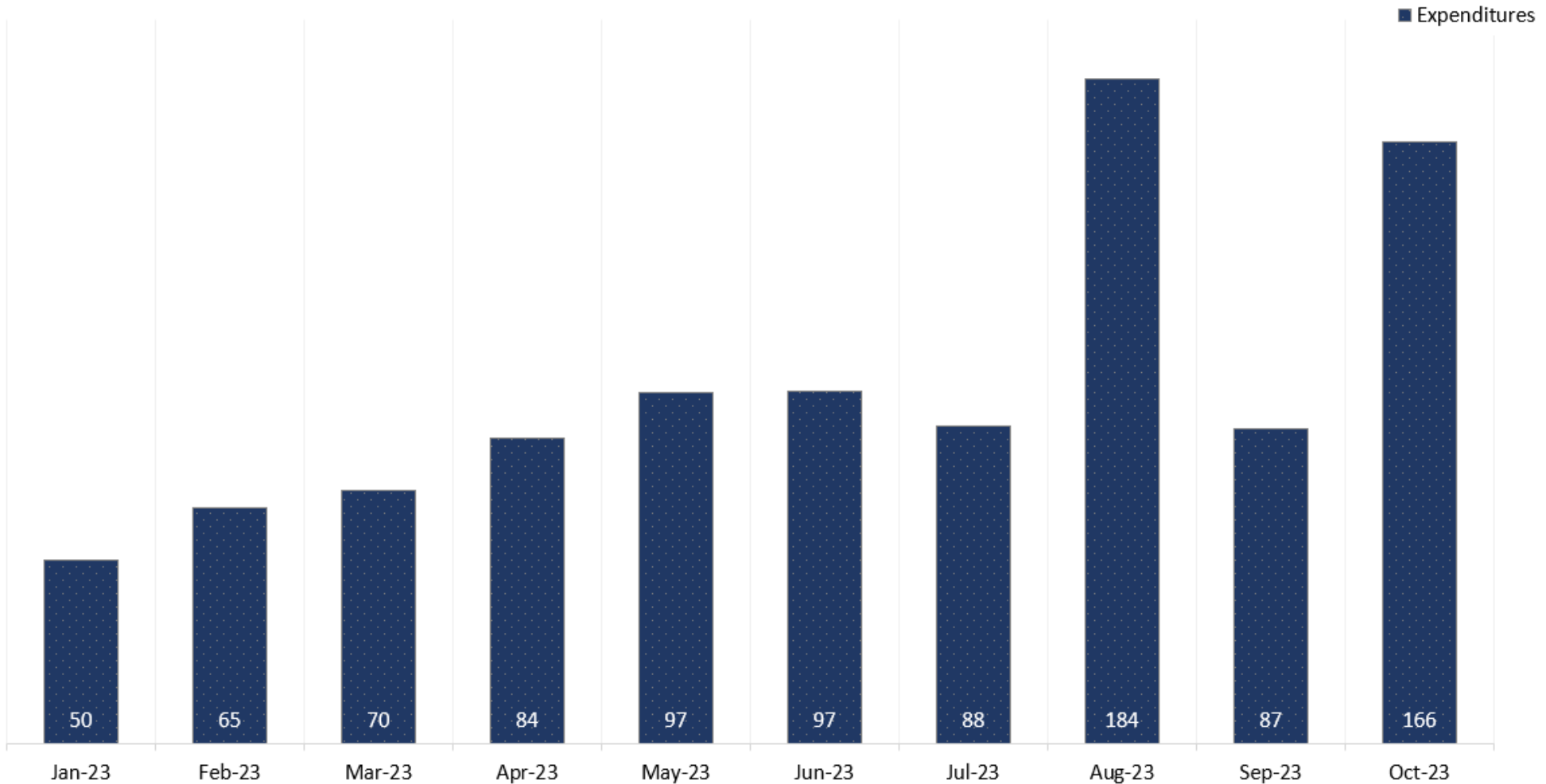
- CP Construction Progress
 - » Structures – 76 underway/construction complete (32 underway, 44 completed) compared to 93 structures total (82%). An increase of one from the previous period.
 - » Guideway – 91 miles underway/construction complete (35 underway, 56 completed) compared to 119 miles total (76%). Two miles of guideway completed in October 2023.
- Utility Relocations Status
 - » Relocated: 1,179 (64%); In Progress: 337 (18%); Approved to Start: 0 (0%); Not Started: 320 (18%); Total: 1,836. A total of 18 relocated in October 2023. A sequence of activities must be completed to begin utility relocation work. These activities include environmental clearance, executed third-party agreement(s), design approval, construction work plans, pre-construction walkthroughs, acquisition of real property, and/or land right conveyances.
- CP Real Property/Right-of-Way (ROW)
 - » Total Parcels Delivered to Date – 2,258 parcels compared to an estimated 2,295 parcels needed.
 - » Parcels Delivered to Design-Builder (DB) – 12 parcels in October 2023. All 12 parcels were from CP 2-3.
 - » Total Railroad Parcels Delivered to Date – 147 parcels delivered compared to an estimated 171 total railroad parcels needed.
 - » Railroad Parcels Delivered to Design-Builder – Zero parcels in October 2023.

Executive Summary cont.

- Project Development (Environmental Clearance) Schedule – Notice of Determination (NOD)/Record of Decision (ROD)
 - » Palmdale to Burbank – Regional Consultant is preparing the Administrative Final Environmental Impact Report (EIR)/Environmental Impact Statement (EIS) for review and approval by the Authority prior to being submitted to the Cooperating Agencies. Major activities on this project section included preparing response to comments received on the Draft EIR/EIS and preparing permitting documents.
 - » Los Angeles to Anaheim – Administrative Draft EIR/EIS scheduled for Spring 2024. NOD/ROD anticipated in late 2025.
- Project Development (Post-Record of Decision) Schedule
 - » Merced Extension (Merced to Madera) – Stantec Inc., under Agreement HSR22-02, continues to make progress on the 30% design goals of this Project. Stantec submitted to the Authority the Draft Configuration Footprint on October 10, 2023, and expect to be accepted by the Authority by December 2023. HSR 22-02 contract was amended to include NTP-3 (Merced Station Relocation) on October 11, 2023.
 - » Fresno to Bakersfield Locally Generated Alternative (LGA) – HNTB Corporation (HNTB), under agreement HSR22-01, continues to make progress on the early actions of this Project.

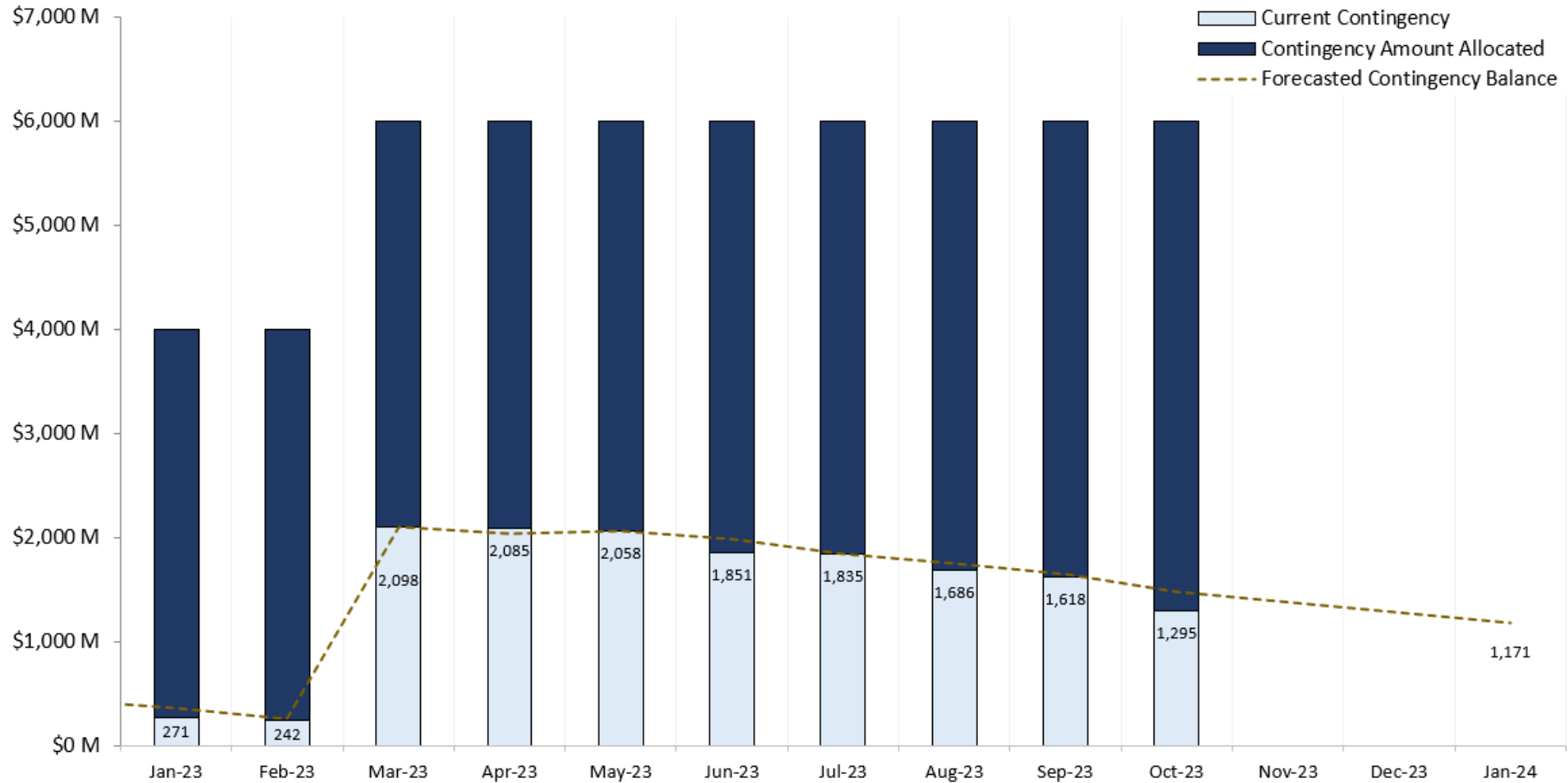
CP 1-4 – Design-Build Expenditures

CP 1-4 – Monthly Expenditures (\$ Millions)



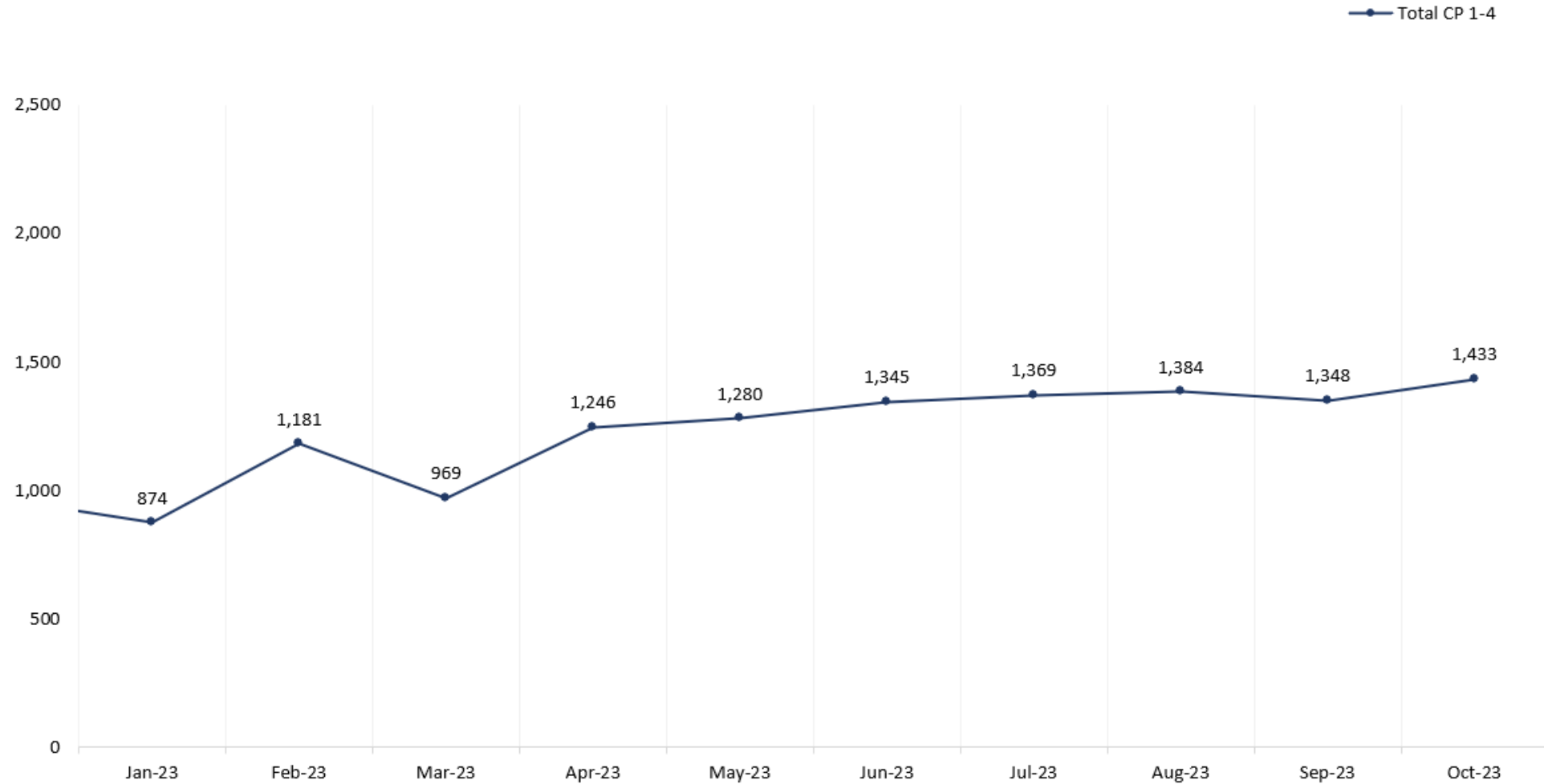
CP 1-4 – Risk Contingency

CP 1-4 – Risk Contingency Status (\$ Millions)



CP 1-4 – Construction Labor

CP 1-4 – Monthly Construction Workforce Total – Actual (FTE)

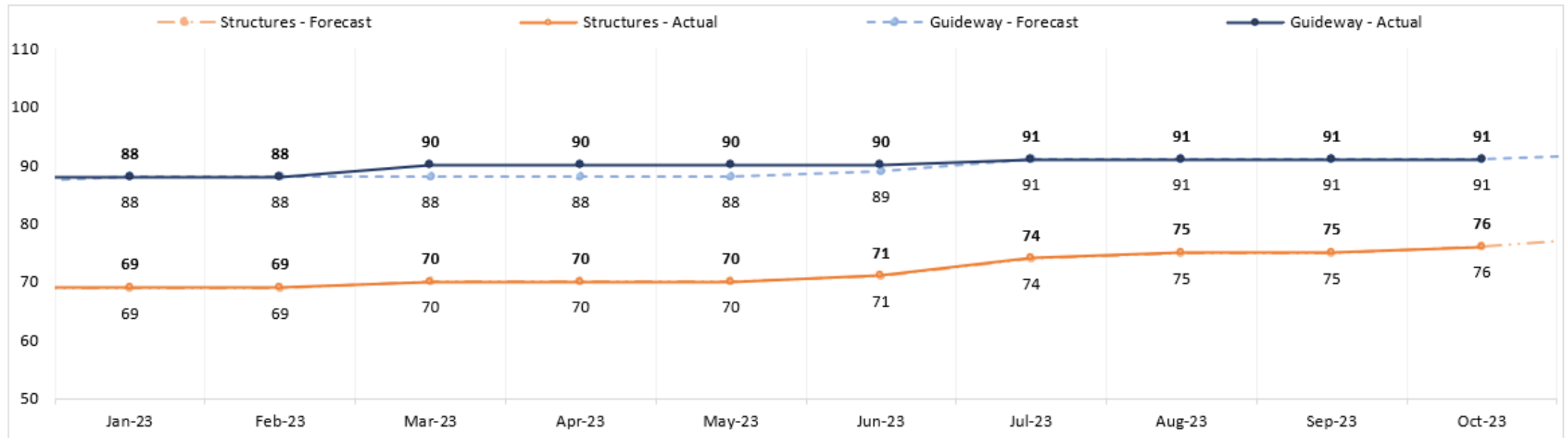


CP 1-4 – Construction Progress

CP 1-4 Monthly Construction Status – In Progress vs. Completed

Construction	CP 1		CP 2-3		CP 4		Overall		Total
	In Progress	Completed	In Progress	Completed	In Progress	Completed	In Progress	Completed	
Guideway	18	2	16	33	1	21	35	56	91
Structures	11	17	21	16	0	11	32	44	76

CP 1-4 Construction Progress to Completion – Forecast vs. Actual

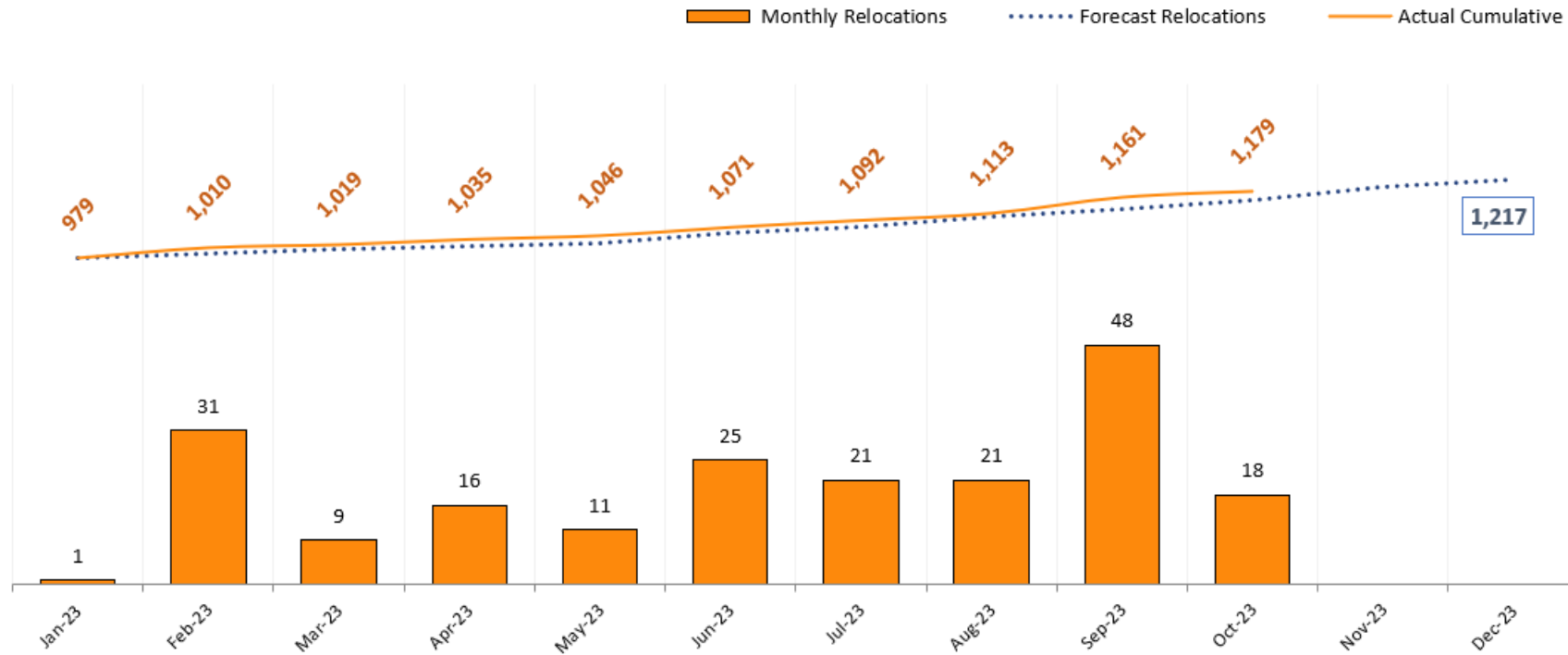


CP 1-4 – Utility Relocations

CP 1-4 – Utility Relocation Summary

Construction Package	Total Relocations October 31, 2023	Total Utilities Relocated to Date October 31, 2023	Remaining Utility Relocations October 31, 2023
CP 1	992	564	428
CP 2-3	701	493	208
CP 4	143	122	21
Total	1,836	1,179	657

CP 1-4 – Utility Relocation Status Summary-Monthly



CP 1-4 – Utility Relocation Summary

CP 1-4 – Summary by Utility Type

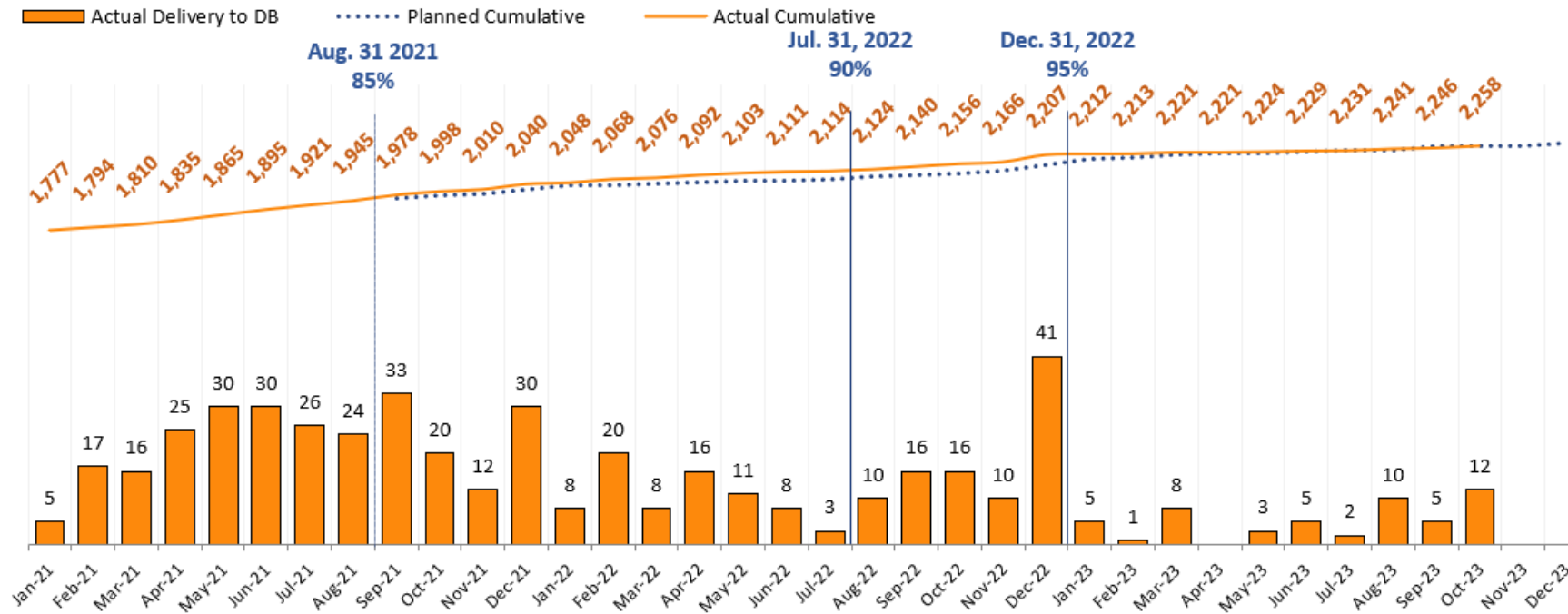
Utility	Status	CP-1	CP-2-3	CP-4	CP 1-4 Total	Percentage
Electric	NOT STARTED	79	102	0	181	27%
	APPROVED TO START	0	0	0	0	0%
	IN PROGRESS	18	30	1	49	8%
	RELOCATED	118	252	61	431	65%
	TOTAL	215	384	62	661	100%
Gas	NOT STARTED	17	10	0	27	22%
	APPROVED TO START	0	0	0	0	0%
	IN PROGRESS	30	0	0	30	24%
	RELOCATED	44	17	7	68	54%
	TOTAL	91	27	7	125	100%
Telecom	NOT STARTED	33	3	0	36	5%
	APPROVED TO START	0	0	0	0	0%
	IN PROGRESS	97	27	0	124	18%
	RELOCATED	285	203	32	520	77%
	TOTAL	415	233	32	680	100%
Wet	NOT STARTED	49	27	0	76	21%
	APPROVED TO START	0	0	0	0	0%
	IN PROGRESS	105	9	20	134	36%
	RELOCATED	117	21	22	160	43%
	TOTAL	271	57	42	370	100%

CP 1-4 – Real Property/Right-of-Way (ROW)

CP 1-4 – Right-of-Way (ROW) Summary

Construction Package	Total Needed Parcels	Total Parcels Delivered to Date	Remaining Parcels to be Delivered	Percentage Delivered
	October 31, 2023	October 31, 2023	October 31, 2023	
CP 1	1,083	1,064	19	98%
CP 2-3	989	971	18	98%
CP 4	223	223	0	100%
Total	2,295	2,258	37	98%

CP 1-4 – Parcel Delivery to Design-Builder (DB) Summary

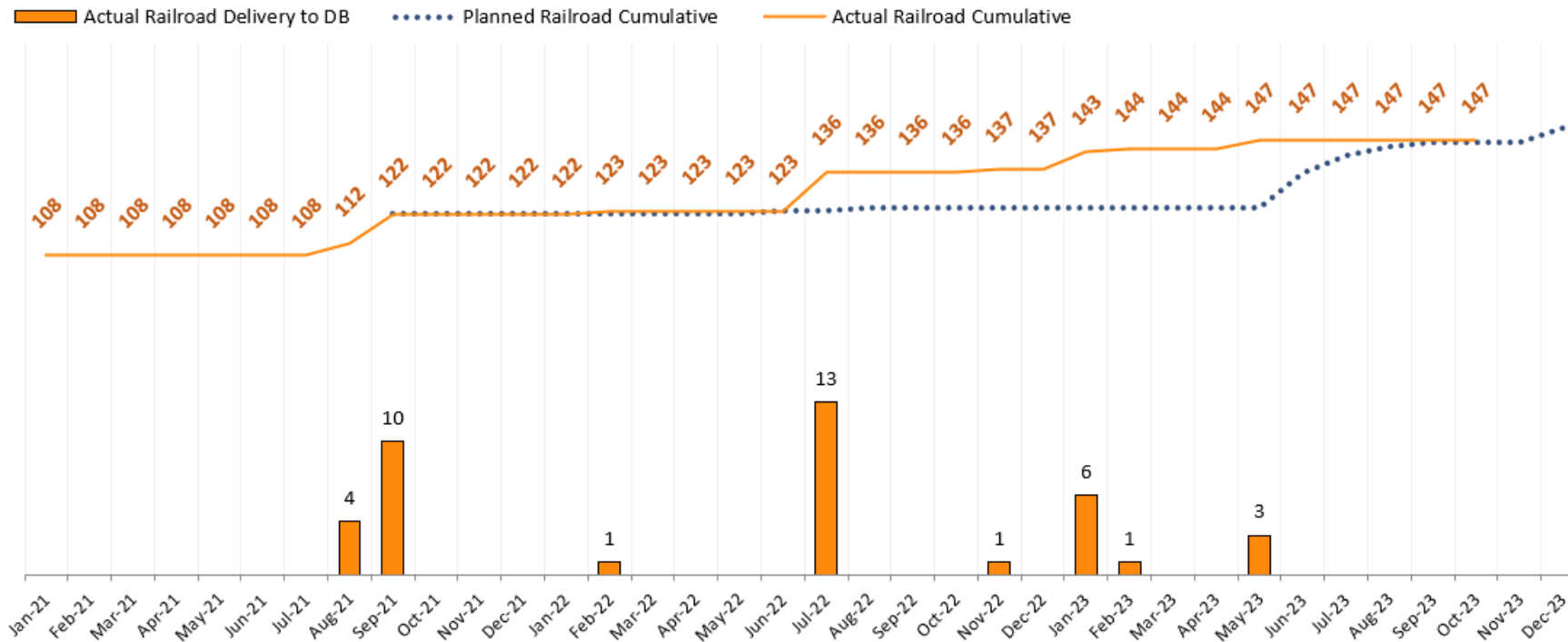


CP 1-4 – Real Property/Right-of-Way (ROW) Railroad

CP 1-4 – Right-of-Way (ROW) Railroad Summary

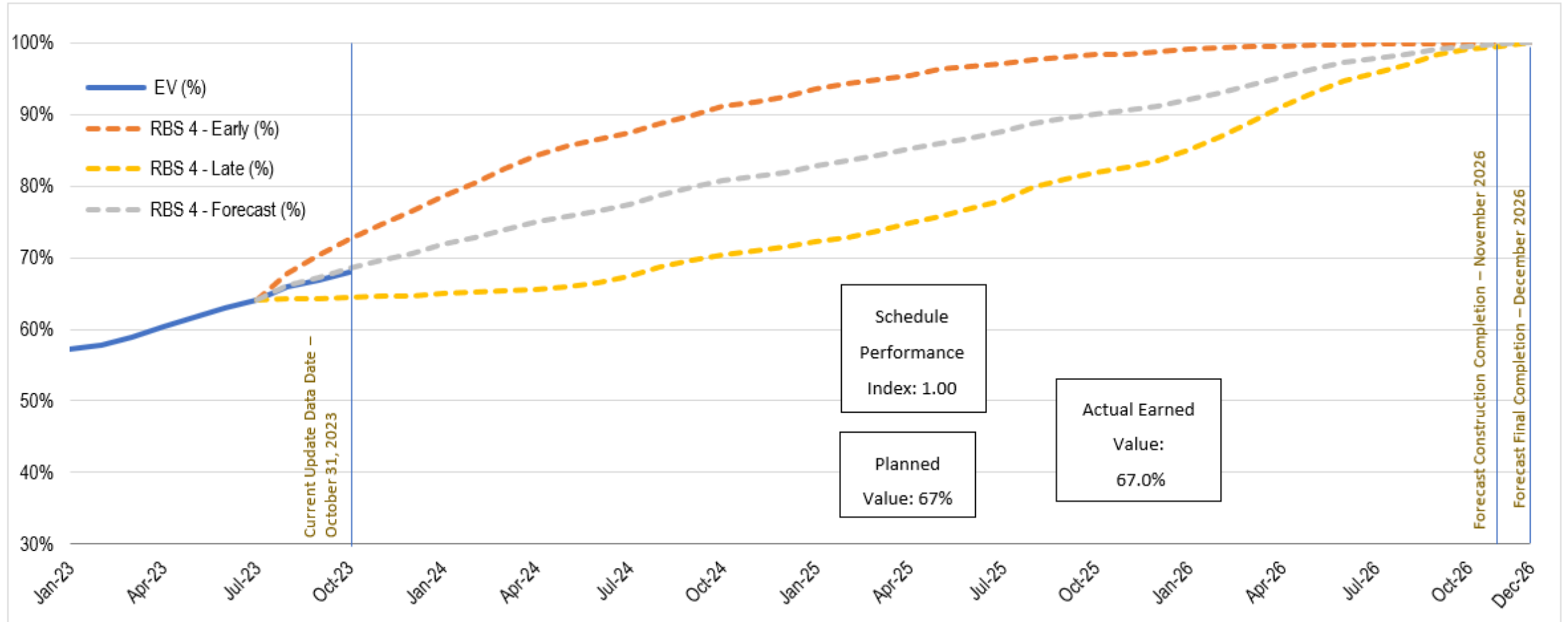
Construction Package	Total Needed Railroad Parcels October 31, 2023	Total Railroad Parcels Delivered to Date October 31, 2023	Remaining Railroad Parcels to be Delivered October 31, 2023
CP 1	84	64	20
CP 2-3	58	54	4
CP 4	29	29	0
Total	171	147	24

CP 1-4 – Railroad Parcel Delivery to Design-Builder (DB) Summary



CP 1 – Earned Value

CP 1 – Earned Value Summary (%)



CP 4 – Earned Value

CP 4 – Earned Value Summary (%)

The CP 4 completion forecasts are now primarily dependent on the outcome of one agreement with a third-party. Current forecast of Guideway completion is November 2023 with Substantial Completion before end of year. Given the above,

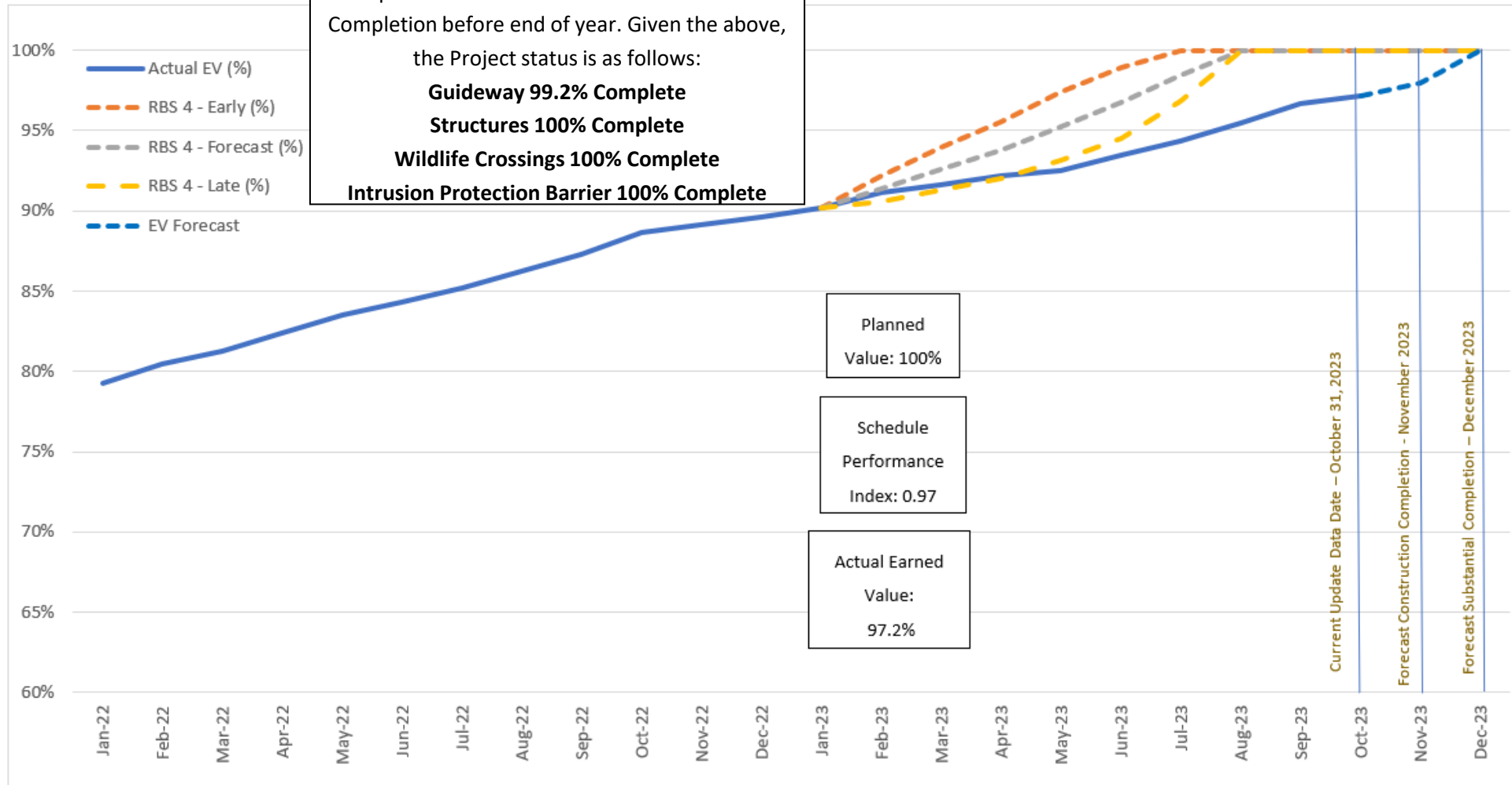
the Project status is as follows:

Guideway 99.2% Complete

Structures 100% Complete

Wildlife Crossings 100% Complete

Intrusion Protection Barrier 100% Complete



Planned Value: 100%

Schedule Performance Index: 0.97

Actual Earned Value: 97.2%

Current Update Data Date – October 31, 2023

Forecast Construction Completion – November 2023

Forecast Substantial Completion – December 2023

Preliminary Numbers for January F&A Report

Look Ahead at Next Month's F&A Report with Preliminary Data (through November 30, 2023)

Table 1 - Labor Count Number Update

Construction Packages	Current Month—October 2023 Data	Preliminary—November 2023 Data
Construction Package 1	337	314
Construction Package 2-3	869	966
Construction Package 4	227	212
Totals	1,433	1,492
An increase of 59 workers. CP 2-3 saw an increase in number of workers.		

Table 2 – ROW Delivered Parcel Count Update

Construction Packages	Current Month—October 2023 Data	Preliminary—November 2023 Data
Construction Package 1	1,064	1,064
Construction Package 2-3	971	972
Construction Package 4	223	223
Totals	2,258	2,259
Delivered 1 parcel in November 2023.		

Table 3 - Executed Change Order Update

Construction Packages	Current Month—October 2023 Data	Preliminary—November 2023 Data
Construction Package 1	\$235.2M (7)	\$0.3M (4)
Construction Package 2-3	\$2.5M (4)	\$74.6M (7)
Construction Package 4	\$12.7M (5)	\$1.9M (2)
Totals	\$250.4M (16)	\$76.8M (13)
13 executed Change Orders in November 2023.		

Table 4 – Utility Relocation Status

Construction Packages	Current Month—October 2023 Data	Preliminary—November 2023 Data
Construction Package 1	564	609
Construction Package 2-3	493	493
Construction Package 4	122	124
Totals	1,179	1,226
There were 47 Utility Relocations in November 2023.		