



CALIFORNIA
High-Speed Rail Authority

CENTRAL VALLEY STATUS REPORT

Finance & Audit Committee

Executive Summary

Construction Packages (CP) Design-Build Expenditures

- » June 2023 Expenditures totaled \$97.5M:
 - Construction Package 1 Expenditures totaled \$40.1M.
 - Construction Package 2-3 Expenditures totaled \$42.0M.
 - Construction Package 4 Expenditures totaled \$15.3M.

Change Orders

- » Executed Change Orders this period – 34 for a total of \$99.1M.

Risk Contingency

- » Approved Contingency – \$6,001.6M budgeted contract contingency. Contingency balance is \$1,851.5M as of data date.

CP Construction Labor

- » June 2023, Average Daily Site Workers (by Week) – 1,345 workers. An increase of 65 workers from the previous period (1,280).

Executive Summary cont.

CP Construction Progress

- » Structures – 71 underway/construction complete compared to 93 structures total (76%). An increase of one from the previous period.
- » Guideway – 90 miles underway/construction complete compared to 119 miles total (76%). No change from the previous period.

Utility Relocations Status

- » Relocated: 1,070 (58%); In Progress: 369 (20%); Approved to Start: 12 (1%); Not Started: 385 (21%); Total: 1,836. A total of 25 relocated in June 2023. A sequence of activities must be completed to begin utility relocation work. These activities include environmental clearance, executed third-party agreement(s), design approval, construction work plans, pre-construction walkthroughs, acquisition of real property, and/or land right conveyances.

CP Real Property/Right-of-Way (ROW)

- » Total Parcels Delivered to Date – 2,230 parcels compared to an estimated 2,292 parcels needed.
- » Parcels Delivered to Design-Builder (DB) – Five parcels in June 2023.
- » Total Railroad Parcels Delivered to Date – 147 parcels delivered compared to an estimated 171 total railroad parcels needed.
- » Railroad Parcels Delivered to Design-Builder – Zero parcels in June 2023.

Executive Summary cont..

Project Development (Environmental Clearance) Schedule – Notice of Determination (NOD)/Record of Decision (ROD)

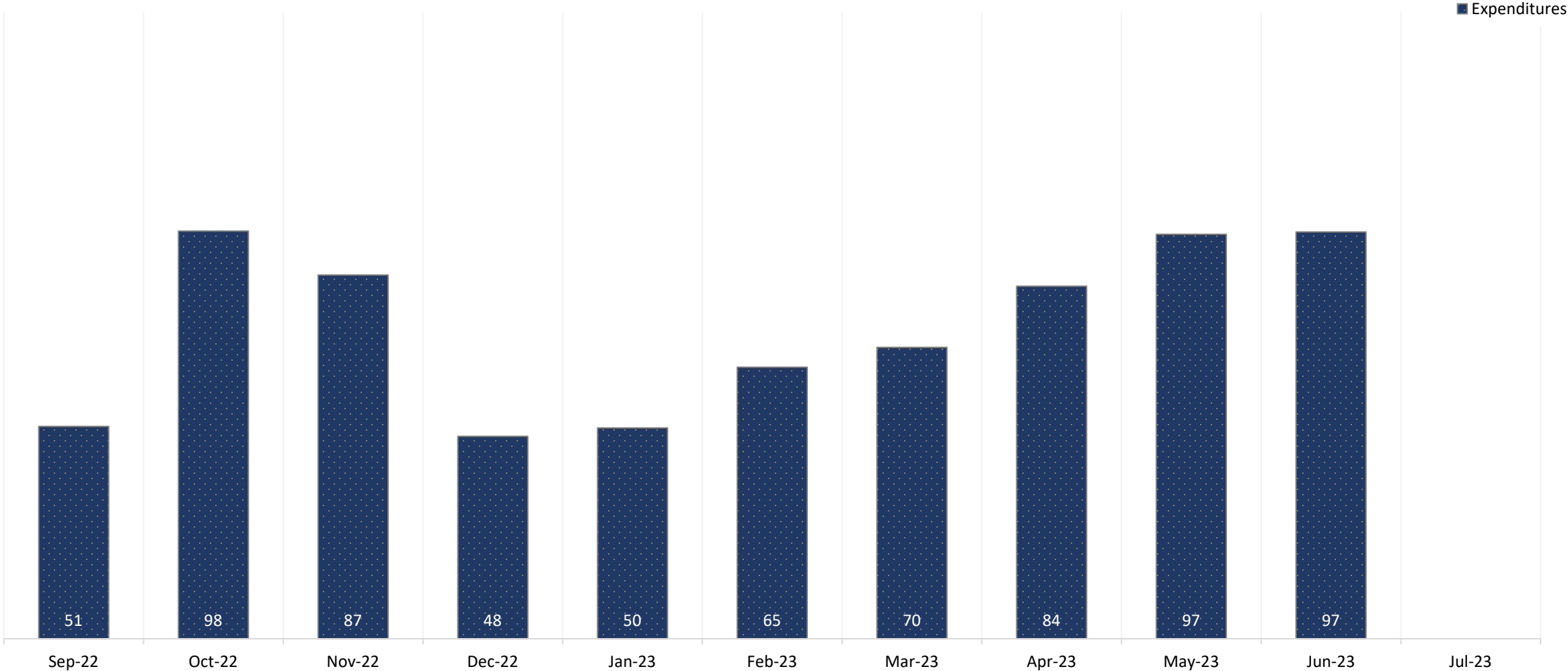
- » Palmdale to Burbank – Regional Consultant is preparing the Administrative Final Environmental Impact Report (EIR)/Environmental Impact Statement (EIS) for review and approval by the Authority prior to being submitted to the Cooperating Agencies. Major activities on this project section included preparing response to comments received on the Draft EIR/EIS and preparing permitting documents.
- » Los Angeles to Anaheim – Admin Draft scheduled for Spring 2024. NOD/ROD anticipated in late 2025.

Project Development (Post-Record of Decision) Schedule

- » Merced Extension (Merced to Madera) – Stantec Inc., under Agreement HSR22-02, continues to make progress on the early actions of this Project. On June 30th, 2023, the Task Order #3 was issued to Stantec which is the roadmap for all deliverables in FY23-24. The Program Management Plan and the Annual Work Plan for FY23-24 was also approved on June 30th, 2023.
- » Fresno to Bakersfield Locally Generated Alternative (LGA) – HNTB Corporation (HNTB), under agreement HSR22-01, continues to make progress on the early actions of this Project.

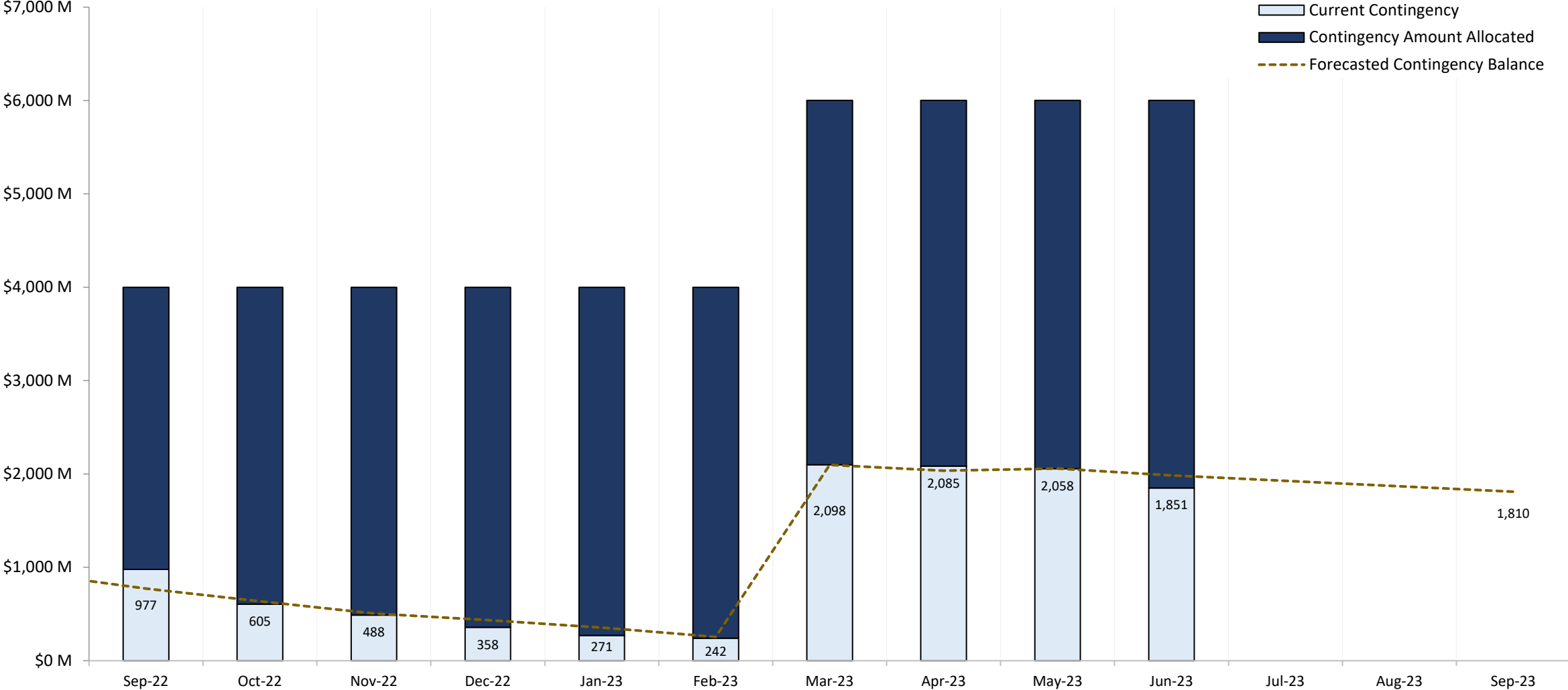
CP 1-4 – Design-Build Expenditures

CP 1-4 – Monthly Expenditures (\$ Millions)



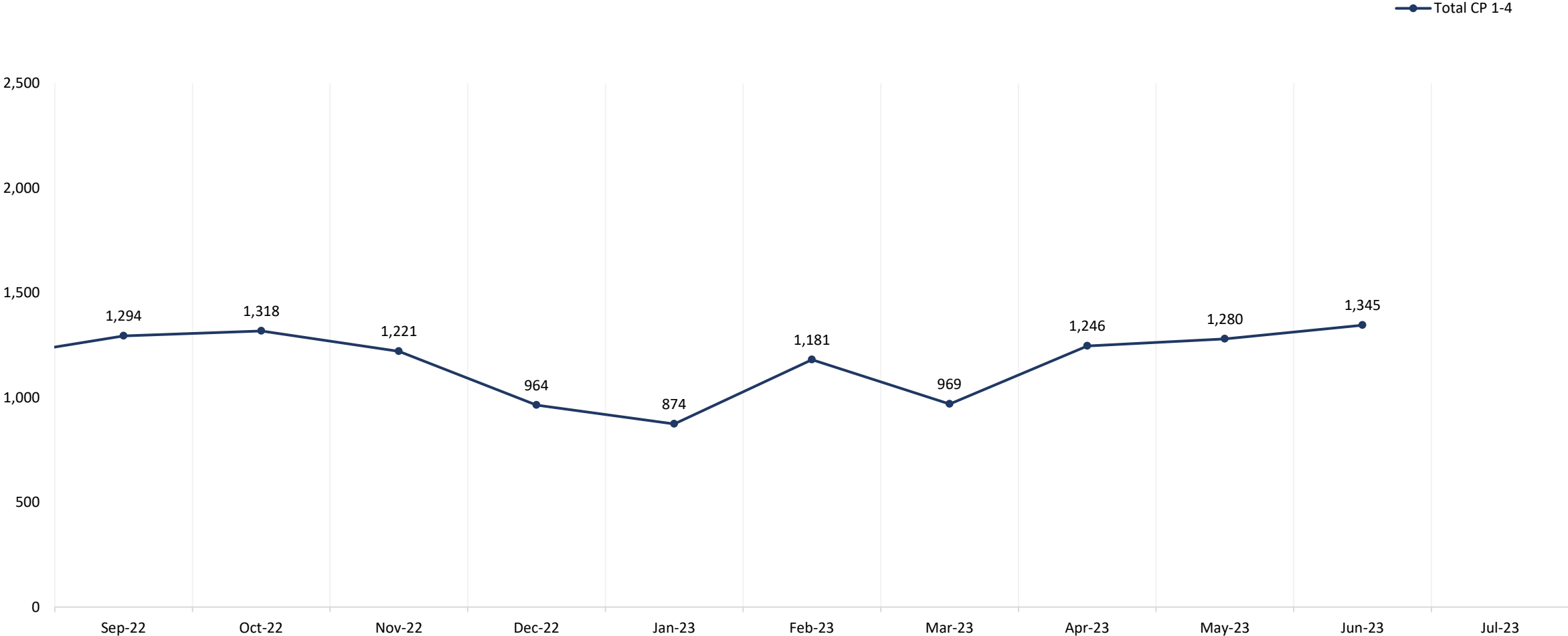
CP 1-4 – Risk Contingency

CP 1-4 – Risk Contingency Status (\$ Millions)



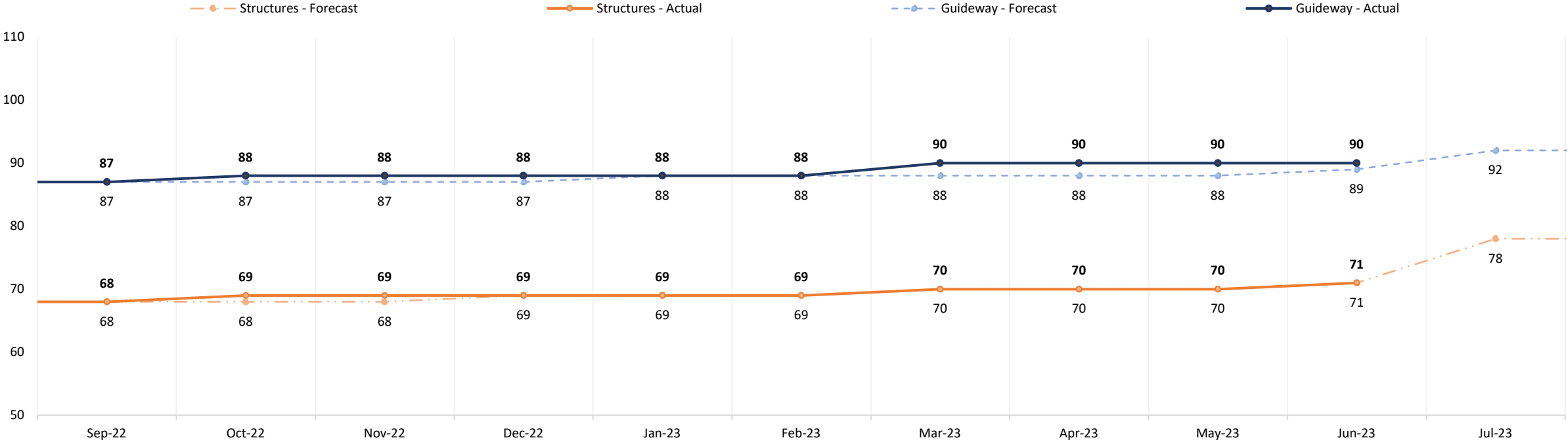
CP 1-4 – Construction Labor

CP 1-4 – Monthly Construction Workforce Total – Actual (FTE)



CP 1-4 – Construction Progress

CP 1-4 – Construction Progress to Completion – Forecast vs. Actual



Monthly Construction Status – In Progress vs. Completed

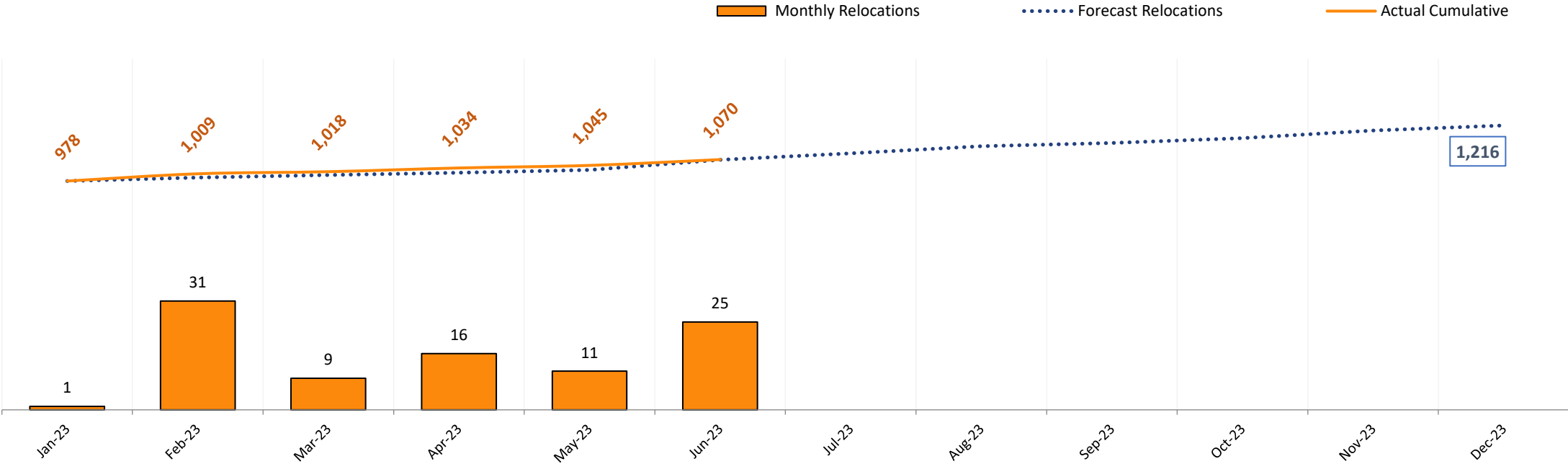
Construction	CP 1		CP 2-3		CP 4		Overall		Total
	In Progress	Completed	In Progress	Completed	In Progress	Completed	In Progress	Completed	
Guideway	18	2	15	33	6	16	39	51	90
Structures	9	17	20	14	0	11	29	42	71

CP 1-4 – Utility Relocations

CP 1-4 – Utility Relocation Summary

Construction Package	Total Relocations June 30, 2023	Total Utilities Relocated to Date June 30, 2023	Remaining Utility Relocations June 30, 2023
CP 1	992	484	508
CP 2-3	701	469	232
CP 4	143	117	26
Total	1,836	1,070	766

CP 1-4 – Utility Relocation Status Summary-Monthly



CP 1-4 – Utility Relocation Summary

CP 1-4 – Summary by Utility Type

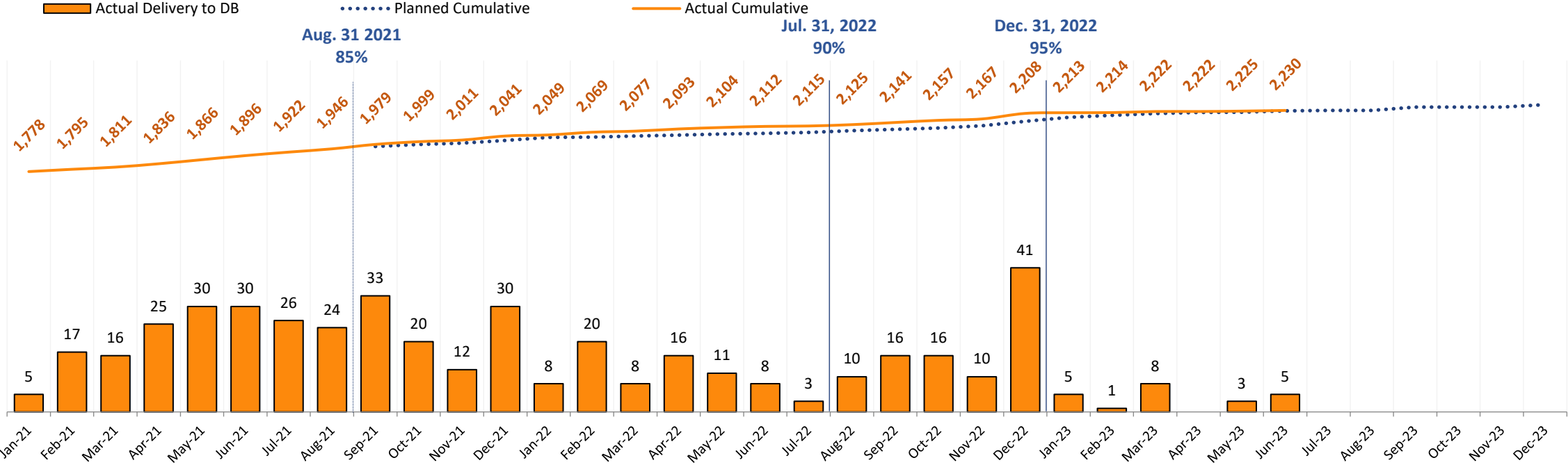
Utility	Status	CP-1	CP-2-3	CP-4	CP 1-4 Total	Percentage
Electric	NOT STARTED	93	102	0	195	30%
	APPROVED TO START	0	0	1	1	0%
	IN PROGRESS	14	51	2	67	10%
	RELOCATED	108	231	59	398	60%
	TOTAL	215	384	62	661	100%
Gas	NOT STARTED	25	12	0	37	29%
	APPROVED TO START	0	0	0	0	0%
	IN PROGRESS	22	0	0	22	18%
	RELOCATED	44	15	7	66	53%
	TOTAL	91	27	7	125	100%
Telecom	NOT STARTED	40	28	0	68	10%
	APPROVED TO START	0	0	0	0	0%
	IN PROGRESS	157	3	2	162	24%
	RELOCATED	218	202	30	450	66%
	TOTAL	415	233	32	680	100%
Wet	NOT STARTED	54	31	0	85	23%
	APPROVED TO START	0	0	11	11	3%
	IN PROGRESS	103	5	10	118	32%
	RELOCATED	114	21	21	156	42%
	TOTAL	271	57	42	370	100%

CP 1-4 – Real Property/Right-of-Way (ROW)

CP 1-4 – Right-of-Way (ROW) Summary

Construction Package	Total Needed Railroad Parcels June 30, 2023	Total Railroad Parcels Delivered to Date June 30, 2023	Remaining Railroad Parcels to be Delivered June 30, 2023
CP 1	1,083	1,062	21
CP 2-3	986	945	41
CP 4	223	223	0
Total	2,292	2,230	62

CP 1-4 – Parcel Delivery to Design-Builder (DB) Summary

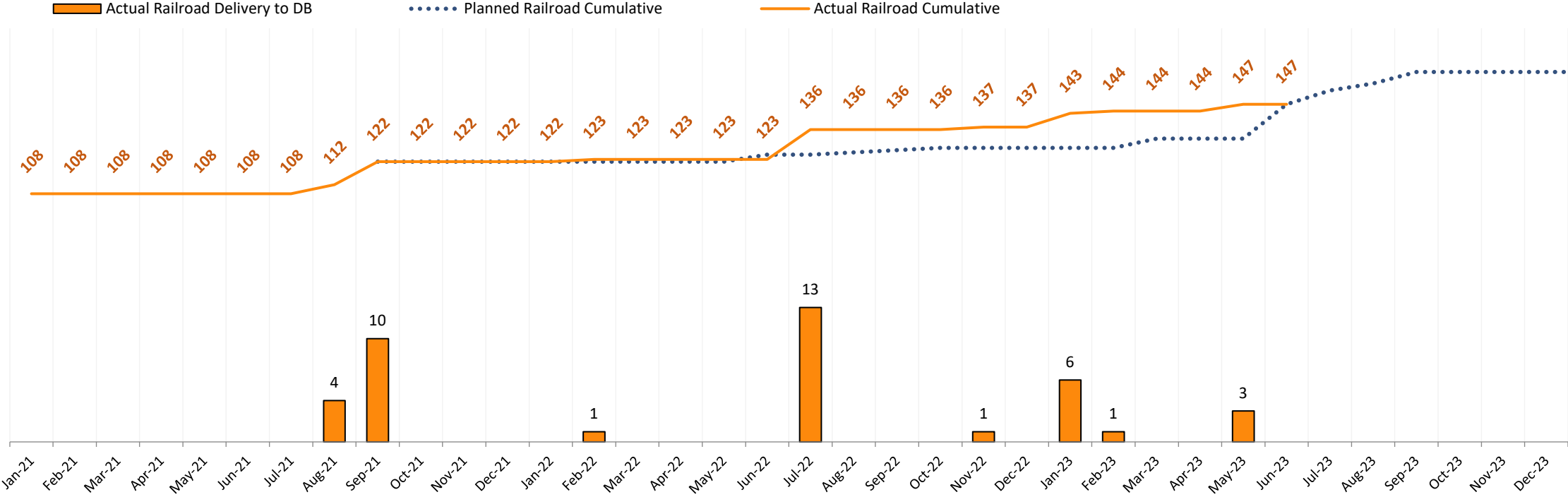


CP 1-4 – Real Property/Right-of-Way (ROW) Railroad

CP 1-4 – Right-of-Way (ROW) Railroad Summary

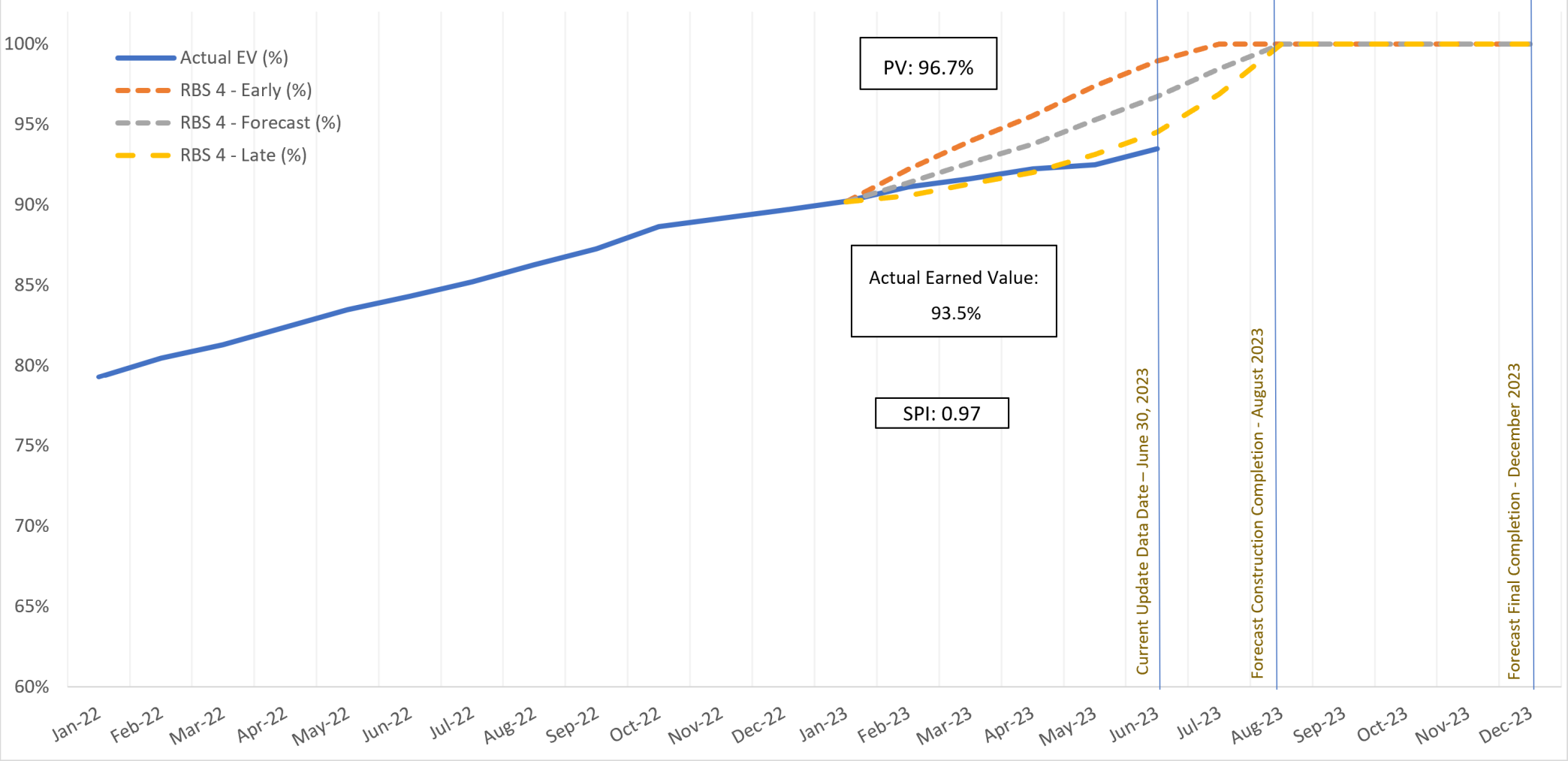
Construction Package	Total Needed Railroad Parcels June 30, 2023	Total Railroad Parcels Delivered to Date June 30, 2023	Remaining Railroad Parcels to be Delivered June 30, 2023
CP 1	84	64	20
CP 2-3	58	54	4
CP 4	29	29	0
Total	171	147	24

CP 1-4 – Railroad Parcel Delivery to Design-Builder (DB) Summary



CP 4 – Earned Value

CP 4 – Earned Value Summary (%)



Preliminary Numbers for September F&A Report

Look Ahead at Next Month's F&A Report with Preliminary Data (through July 31, 2023)

Table 1 - Labor Count Number Update

Construction Packages	Current Month—June 2023 Data	Preliminary—July 2023 Data
Construction Package 1	347	
Construction Package 2-3	735	
Construction Package 4	263	
Totals	1,345	
Increase of workers. saw an increase in number of workers.		

Table 2 – ROW Delivered Parcel Count Update

Construction Packages	Current Month—June 2023 Data	Preliminary—July 2023 Data
Construction Package 1	1,062	
Construction Package 2-3	945	
Construction Package 4	223	
Totals	2,230	
Delivered parcels in July 2023.		

Table 3 - Executed Change Order Update

Construction Packages	Current Month—June 2023 Data	Preliminary—July 2023 Data
Construction Package 1	\$1,116,626.00 (2)	
Construction Package 2-3	\$88,787,153.69 (17)	
Construction Package 4	\$9,181,998.43 (15)	
Totals	\$99,085,778.12 (34)	
executed Change Orders in July 2023.		

Table 4 – Utility Relocation Status

Construction Packages	Current Month—June 2023 Data	Preliminary—July 2023 Data
Construction Package 1	484	
Construction Package 2-3	469	
Construction Package 4	117	
Totals	1,070	
There were Utility Relocations in July 2023.		