



**CALIFORNIA**  
High-Speed Rail Authority

# **CENTRAL VALLEY STATUS REPORT**

## **Finance & Audit Committee**

# Executive Summary

## Construction Packages (CP) Design-Build Expenditures

- » January 2023 Expenditures totaled \$50.5M:
  - Construction Package 1 - Expenditures totaled \$14.3M.
  - Construction Package 2-3 - Expenditures totaled \$31.9M.
  - Construction Package 4 - Expenditures totaled \$4.2M.

## Change Orders

- » Executed Change Orders this period – 13 for a total of \$86.1M.

## Risk Contingency

- » Approved Contingency – \$4,000.7M budgeted contract contingency. Contingency balance is \$271.2M as of January 31, 2023.

# Executive Summary cont.

## CP Design (Structures/Guideway)

- » CP major design - Ready for Construction (RFC). Milestone of 100% of the required 163 RFC design approvals agreed with the Authority in June 2022 for Construction.

## CP Construction Labor

- » January 2023, Average Daily Site Workers (by Week) – 874 workers. A decrease of 90 workers from the previous period (from 964).

## CP Construction Progress

- » Structures – 69 underway/construction complete compared to 93 structures (74%) total. No change from the previous period.
- » Guideway – 88 miles underway/construction complete compared to 119 miles (74%) total. No change from the previous period.

# Executive Summary cont.

## Utility Relocations Status

- » Relocated: 978 (53%); In Progress: 388 (21%); Approved to Start: 16 (1%); Not Started: 454 (25%); Total: 1,836. A total of one relocated in January 2023. A sequence of activities must be completed to begin utility relocation work. These activities include environmental clearance, executed third-party agreement(s), design approval, construction work plans, pre-construction walkthroughs, acquisition of real property, and/or land right conveyances.

## CP Real Property/Right-of-Way (ROW)

- » Total Parcels Delivered to Date – 2,213 parcels compared to an estimated 2,299 parcels needed.
- » Parcels Delivered to Design-Builder (DB) – Five parcels in January 2023.

# Executive Summary cont.

## Project Development (Environmental Clearance) Schedule – Notice of Determination (NOD)/Record of Decision (ROD)

- » Palmdale to Burbank – The Draft Environmental Impact Report/Environmental Impact Statement (EIR/EIS) was released to the public on September 2, 2022. The public comment period was extended from 60 days to 90 days and closed on December 1, 2022. Continued to coordinate with the Regional Consultant to prepare responses to comments received on the Draft EIR/EIS.
- » Los Angeles to Anaheim – Continued integrating additional Burlington Northern Santa Fe Corporation (BNSF) deliverables pertaining to the Colton and Lenwood facilities into the assembled Administrative Draft EIR/EIS.

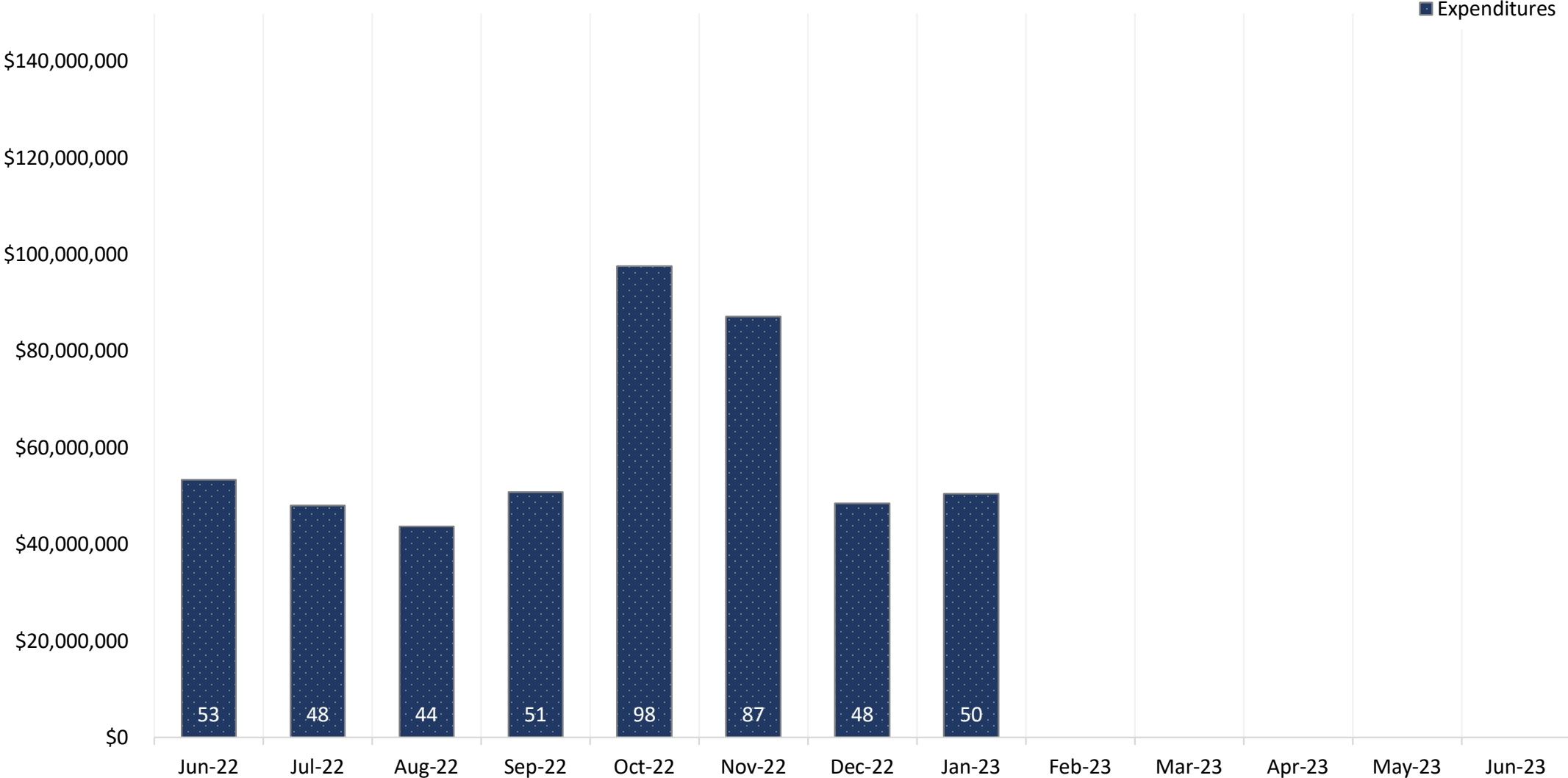
# Executive Summary cont.

## Project Development (Post-Record of Decision) Schedule

- » Merced Extension (Merced to Madera) – Stantec Inc., under Agreement HSR 22-02, continues to make progress on the early actions of this Project, including submittal of various draft documents such as the Project Management Plan-Draft.
- » Fresno to Bakersfield Locally Generated Alternative (LGA) – HNTB Corporation (HNTB), under agreement HSR 22-01, continues to make progress on the early actions of this Project, including submittal of various draft documents such as the Project Management Plan and the BNSF Shoofly Alignment - Draft.

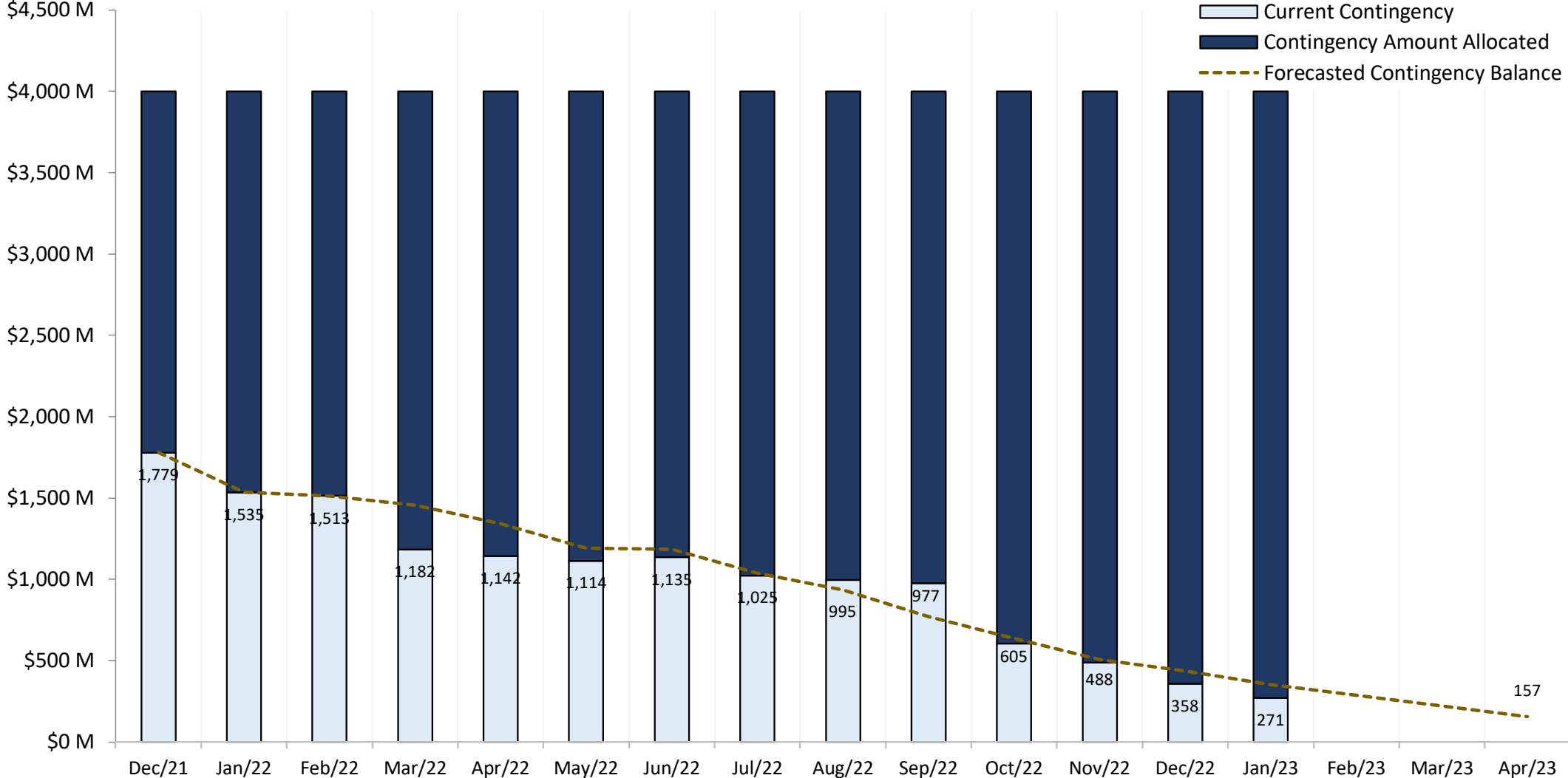
# CP 1-4 – Design-Build Expenditures

CP 1-4 – Monthly Expenditures (\$ Millions)



# CP 1-4 – Risk Contingency

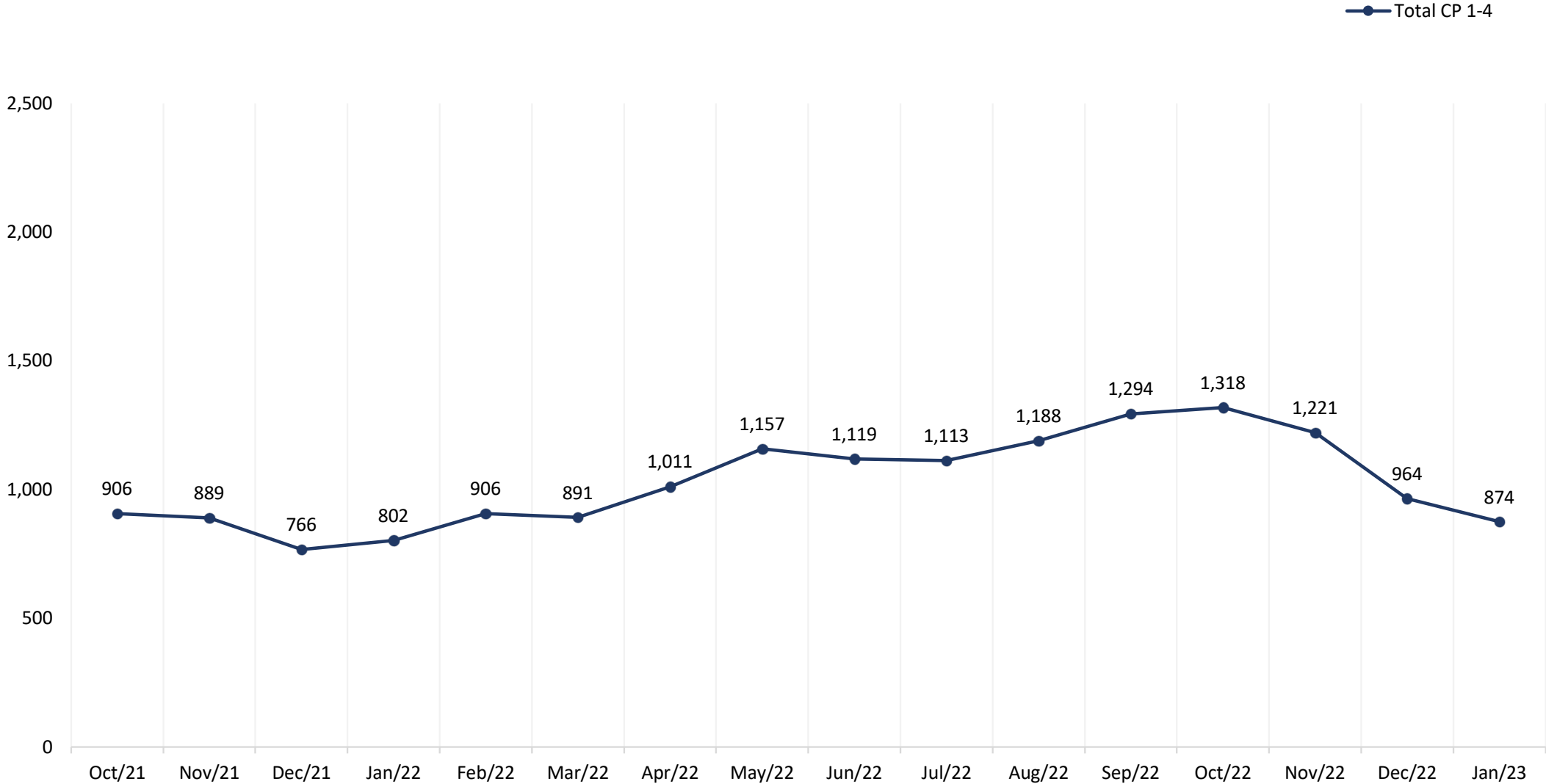
CP 1-4 – Risk Contingency Status (\$ Millions)





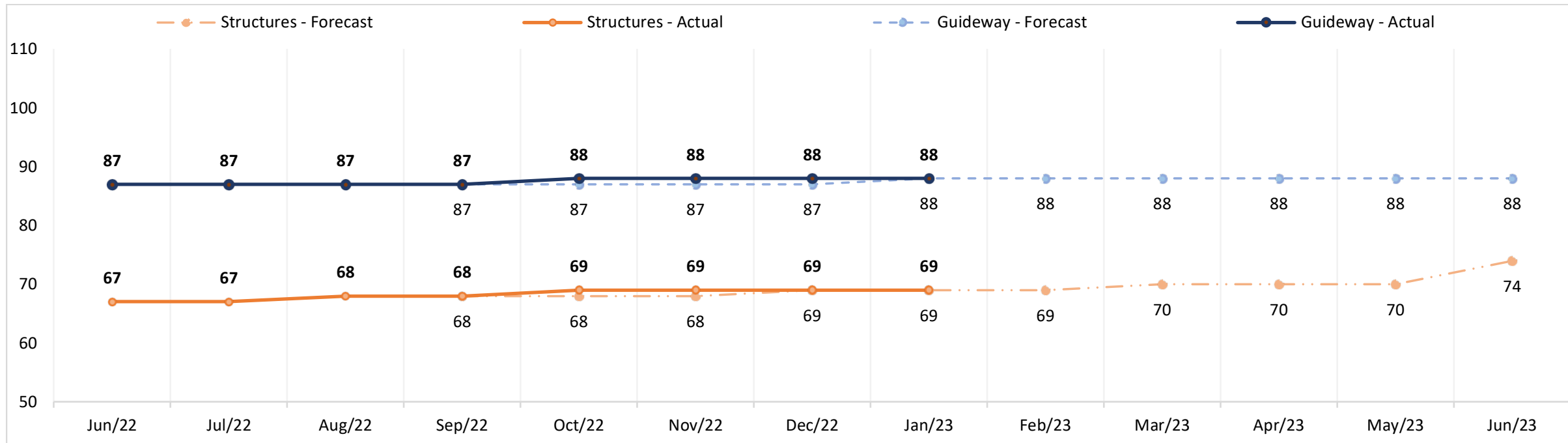
# CP 1-4 – Construction Labor

CP 1-4 – Monthly Construction Workforce Total – Actual (FTE)



# CP 1-4 – Construction Progress

## CP 1-4 – Construction Progress to Completion – Forecast vs. Actual



## Monthly Construction Status – In Progress vs. Completed

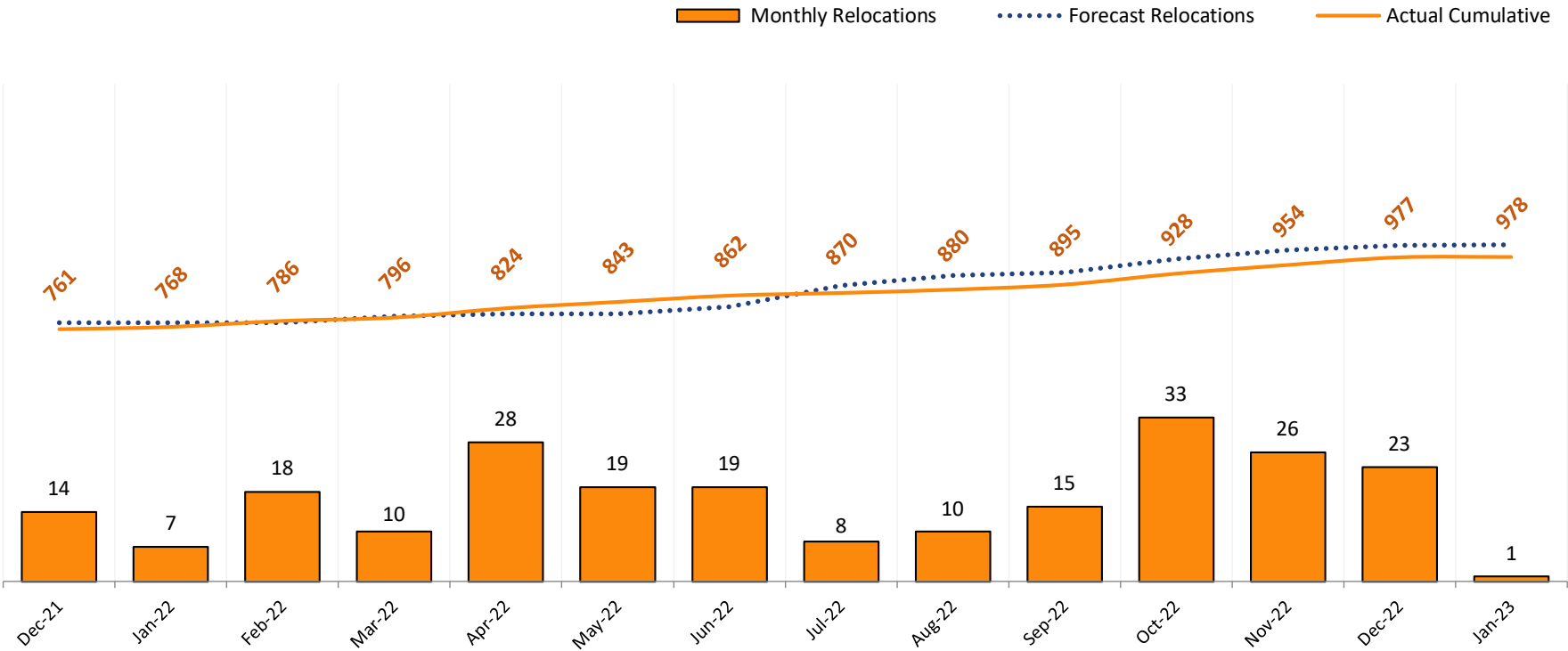
Construction	CP 1		CP 2-3		CP 4		Overall		Total
	In Progress	Completed	In Progress	Completed	In Progress	Completed	In Progress	Completed	
<b>Structures</b>	10	16	18	14	5	6	33	36	<b>69</b>
<b>Guideway</b>	16	2	15	33	8	14	39	49	<b>88</b>

# CP 1-4 – Utility Relocations

CP 1-4 – Utility Relocation Summary

Construction Package	Total Relocations January 31, 2023	Total Utilities Relocated to Date January 31, 2023	Remaining Utility Relocations January 31, 2023
CP 1	992	458	534
CP 2-3	701	422	279
CP 4	143	98	45
<b>Total</b>	<b>1,836</b>	<b>978</b>	<b>858</b>

CP 1-4 – Utility Relocation Status Summary-Monthly

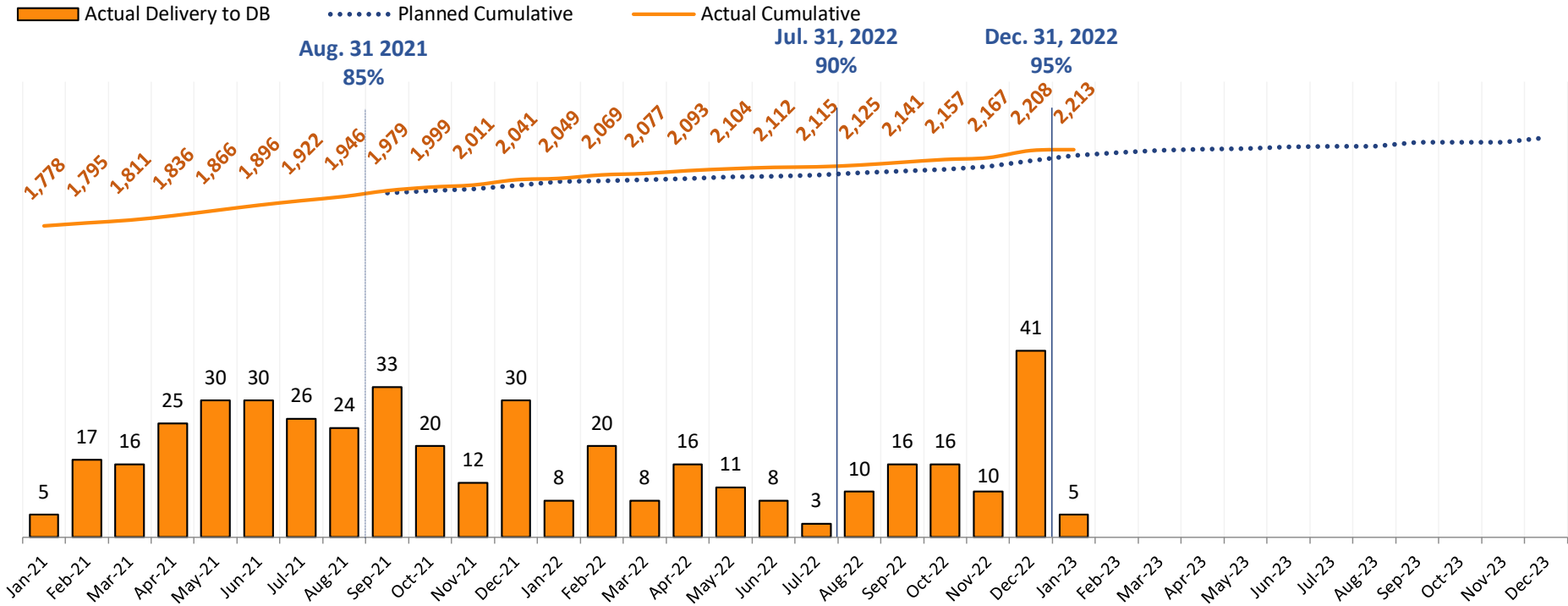


# CP 1-4 – Real Property/Right-of-Way (ROW)

CP 1-4 – Right-of-Way (ROW) Summary

Construction Package	Total Needed Parcels January 31, 2023	Total Parcels Delivered to Date January 31, 2023	Remaining Parcels to be Delivered January 31, 2023
CP 1	1,082	1,058	24
CP 2-3	986	935	51
CP 4	231	220	11
<b>Total</b>	<b>2,299</b>	<b>2,213</b>	<b>86</b>

CP 1-4 – Parcel Delivery to Design-Builder (DB) Summary

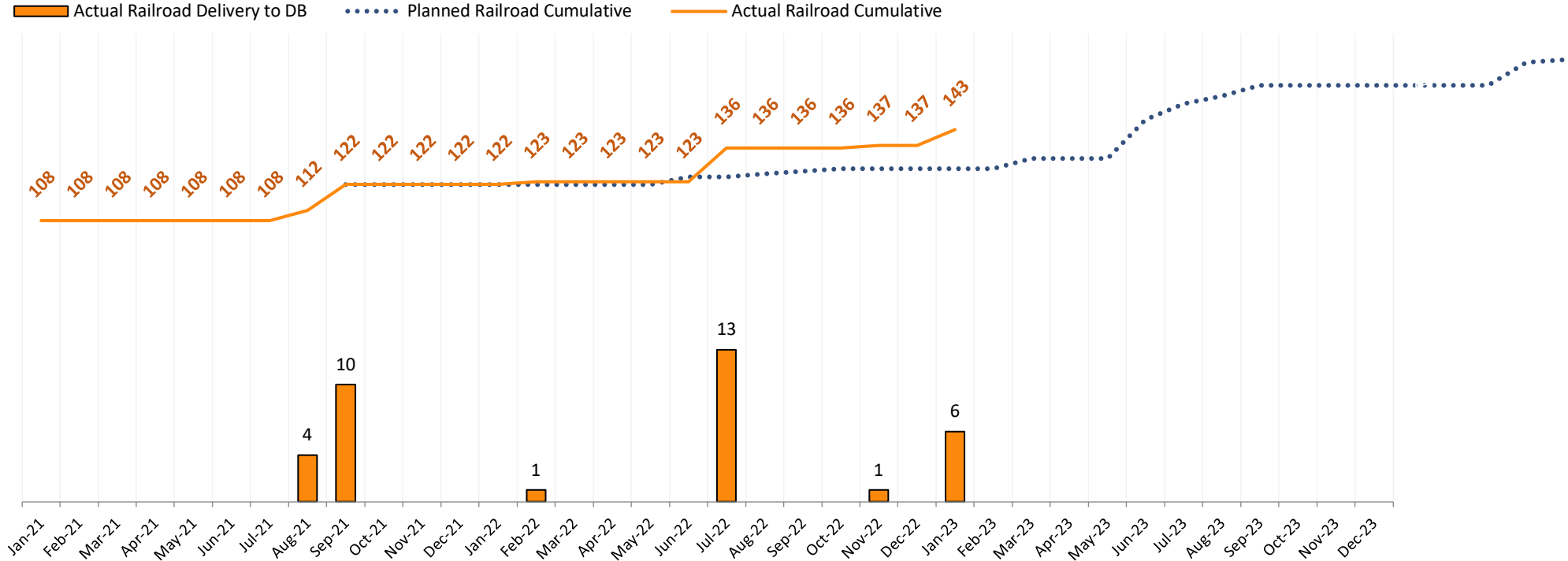


# CP 1-4 – Real Property/Right-of-Way (ROW) Railroad

CP 1-4 – Right-of-Way (ROW) Railroad Summary

Construction Package	Total Needed Railroad Parcels January 31, 2023	Total Railroad Parcels Delivered to Date January 31, 2023	Remaining Railroad Parcels to be Delivered January 31, 2023
CP 1	83	63	20
CP 2-3	58	51	7
CP 4	29	29	0
<b>Total</b>	<b>170</b>	<b>143</b>	<b>27</b>

CP 1-4 – Railroad Parcel Delivery to Design-Builder (DB) Summary

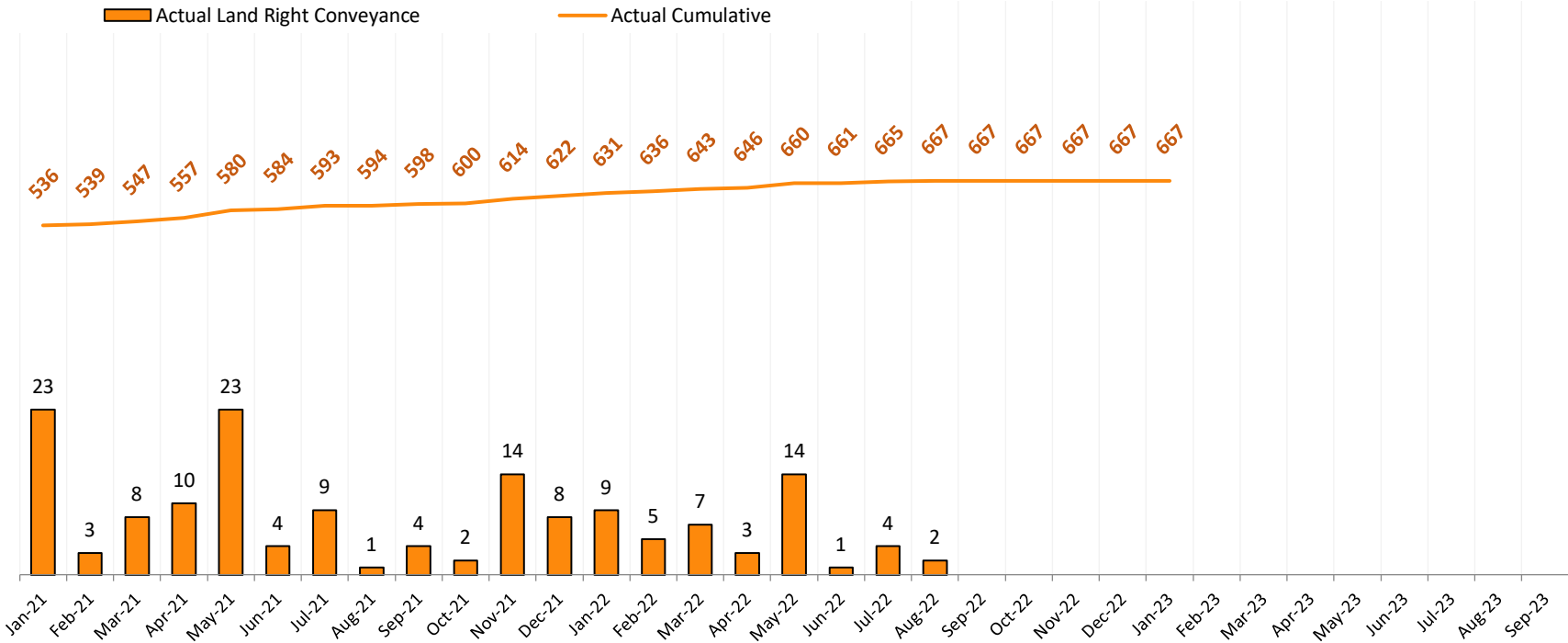


# CP 1-4 – Tier 1 Land Right Conveyances Required Prior to Construction (PG&E, SCE, FID, FMFCD)

CP 1-4 – Tier 1 Land Right Conveyances Required Prior to Construction (PG&E, SCE, FID, FMFCD) Summary

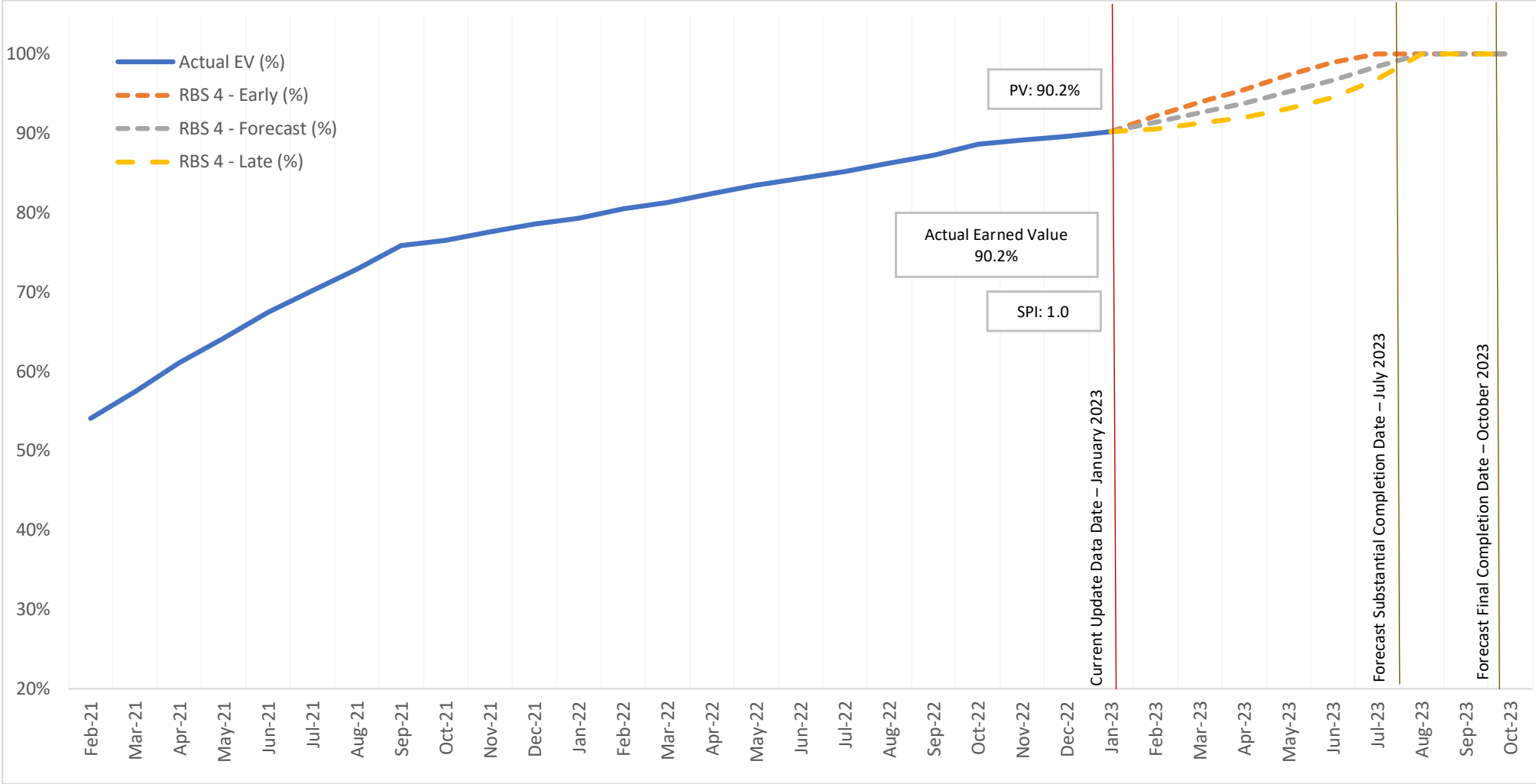
Construction Package	Total Needed Land Right Conveyances January 31, 2023	Total Land Right Conveyances Approved <sup>(2)</sup> January 31, 2023	Remaining Land Right Conveyances to be Approved January 31, 2023
CP 1	393	344	49
CP 2-3	433	280	153
CP 4	68	43	25
<b>Total</b>	<b>894</b>	<b>667</b>	<b>227</b>

CP 1-4 – Tier 1 Land Right Conveyances Required Prior to Construction (PG&E, SCE, FID, FMFCD) Summary



# CP 4 – Earned Value

CP 4 – Earned Value Summary (%)



# Preliminary Numbers for March F&A Report

Look Ahead at Next Month's F&A Report with Preliminary Data (through February 28, 2023)

*Table 1 - Labor Count Number Update*

Construction Packages	Current Month—January 2023 Data	Preliminary—February 2023 Data
Construction Package 1	192	242
Construction Package 2-3	518	719
Construction Package 4	164	220
<b>Totals</b>	<b>874</b>	<b>1,181</b>
Increase of 307 workers in February. Rain events continue to impact labor numbers.		

*Table 2 – ROW Delivered Parcel Count Update*

Construction Packages	Current Month—January 2023 Data	Preliminary—February 2023 Data
Construction Package 1	1,058	1,058
Construction Package 2-3	935	936
Construction Package 4	220	220
<b>Totals</b>	<b>2,213</b>	<b>2,214</b>
Delivered 1 parcel in February 2023		

*Table 3 - Executed Change Order Update*

Construction Packages	Current Month—January 2023 Data	Preliminary—February 2023 Data
Construction Package 1	\$79,390,145.00 (6)	\$432,137.00 (4)
Construction Package 2-3	\$4,965,585.00 (4)	\$26,902,325.00 (7)
Construction Package 4	\$1,721,892.07 (3)	\$2,335,228.53 (3)
<b>Totals</b>	<b>\$86,077,622.07 (13)</b>	<b>\$29,669,690.53 (14)</b>

*Table 4 – Utility Relocation Status*

Construction Packages	Current Month—January 2023 Data	Preliminary—February 2023 Data
Construction Package 1	458	463
Construction Package 2-3	422	439
Construction Package 4	98	107
<b>Totals</b>	<b>978</b>	<b>1,009</b>
A total of 31 Utility Relocations in February 2023		