



CALIFORNIA
High-Speed Rail Authority

CENTRAL VALLEY STATUS REPORT

Finance & Audit Committee

Executive Summary

Construction Packages (CP) Design-Build Expenditures

- » December 2022 Expenditures totaled \$48.5M:
 - Construction Package 1 - Expenditures totaled \$19.7M.
 - Construction Package 2-3 - Expenditures totaled \$23.5M.
 - Construction Package 4 - Expenditures totaled \$5.3M.

Change Orders

- » Executed Change Orders this period – 18 for a total of (\$28.7M): Negative total due to execution of a Change Order for the CP2-3 Hanford Viaduct.

Risk Contingency

- » Approved Contingency – \$4,000.7M budgeted contract contingency. Contingency balance is \$357.6M as of December 31, 2022.

Executive Summary cont.

CP Design (Structures/Guideway)

- » CP major design - Ready for Construction (RFC). Milestone of 100% of the required 163 RFC design approvals agreed with the Authority in June 2022 for Construction.

CP Construction Labor

- » December 2022, Average Daily Site Workers (by Week) (Page 7) – 964 workers. A decrease of 257 workers from the previous period (from 1,221).

CP Construction Progress

- » Structures – 69 underway/construction complete compared to 93 structures (74%) total. No change from the previous period.
- » Guideway – 88 miles underway/construction complete compared to 119 miles (74%) total. No change from the previous period.

Executive Summary cont.

Utility Relocations Status

- » Relocated: 977 (53%); In Progress: 356 (19%); Approved to Start: 44 (2%); Not Started: 459 (25%); Total: 1,836. A total of 23 relocated in December 2022. A sequence of activities must be completed to begin utility relocation work. These activities include environmental clearance, executed third-party agreement(s), design approval, construction work plans, pre-construction walkthroughs, acquisition of real property, and/or land right conveyances.

CP Real Property/Right-of-Way (ROW)

- » Total Parcels Delivered to Date – 2,208 parcels compared to an estimated 2,300 parcels needed.
- » Parcels Delivered to Design-Builder (DB) – 41 parcels in December 2022.

Executive Summary cont.

Project Development (Environmental Clearance) Schedule – Notice of Determination (NOD)/Record of Decision (ROD)

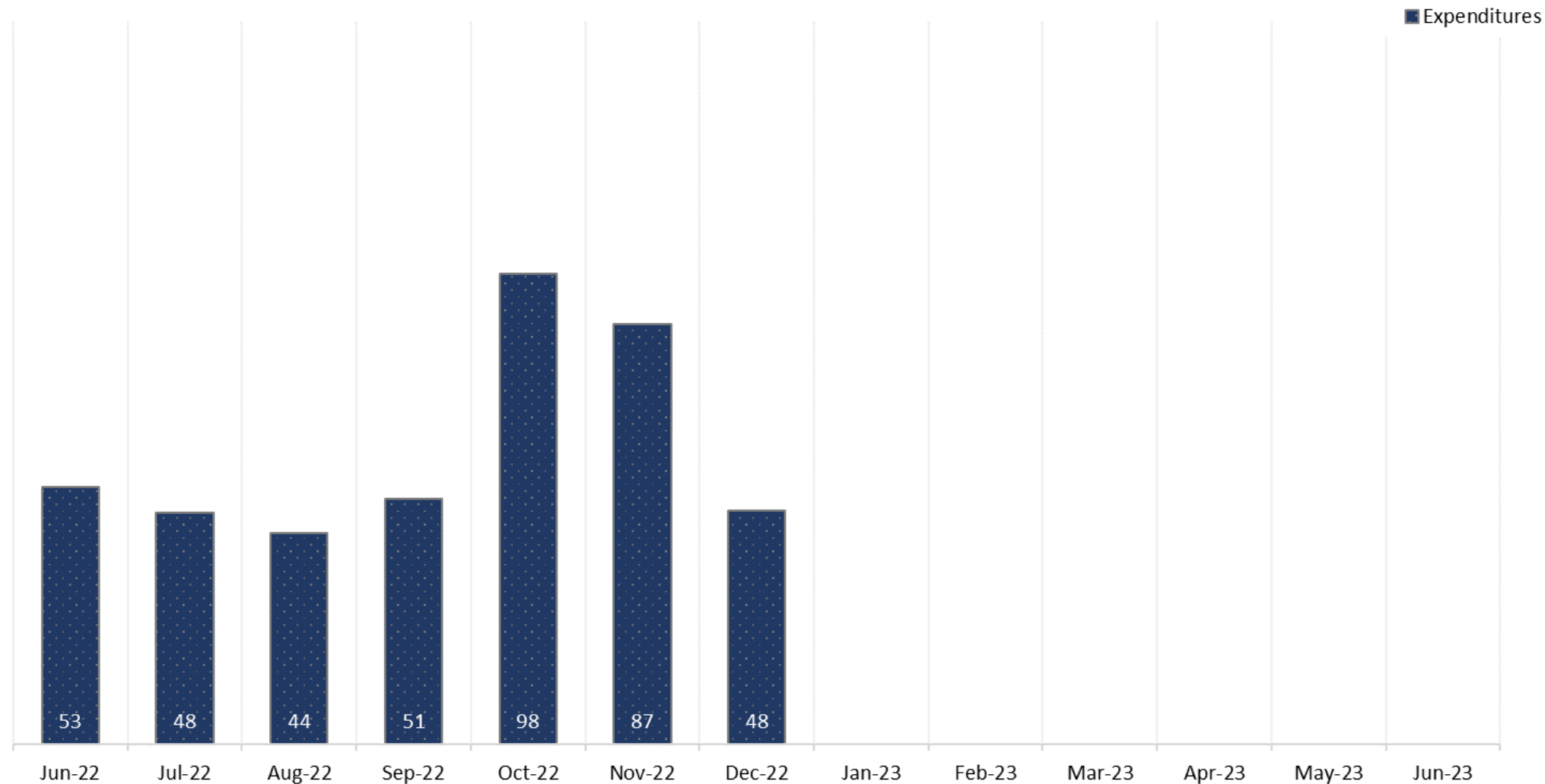
- » Palmdale to Burbank – The Draft Environmental Impact Report/Environmental Impact Statement (EIR/EIS) was released to the public on September 2, 2022. The public comment period was extended from 60 days to 90 days and closed on December 1, 2022. Continued to coordinate with the Regional Consultant to prepare responses to comments received on the Draft EIR/EIS.
- » Los Angeles to Anaheim – Continued integrating additional Burlington Northern Santa Fe Corporation (BNSF) deliverables pertaining to the Colton and Lenwood facilities into the assembled Administrative Draft EIR/EIS.

Project Development (Post-Record of Decision) Schedule

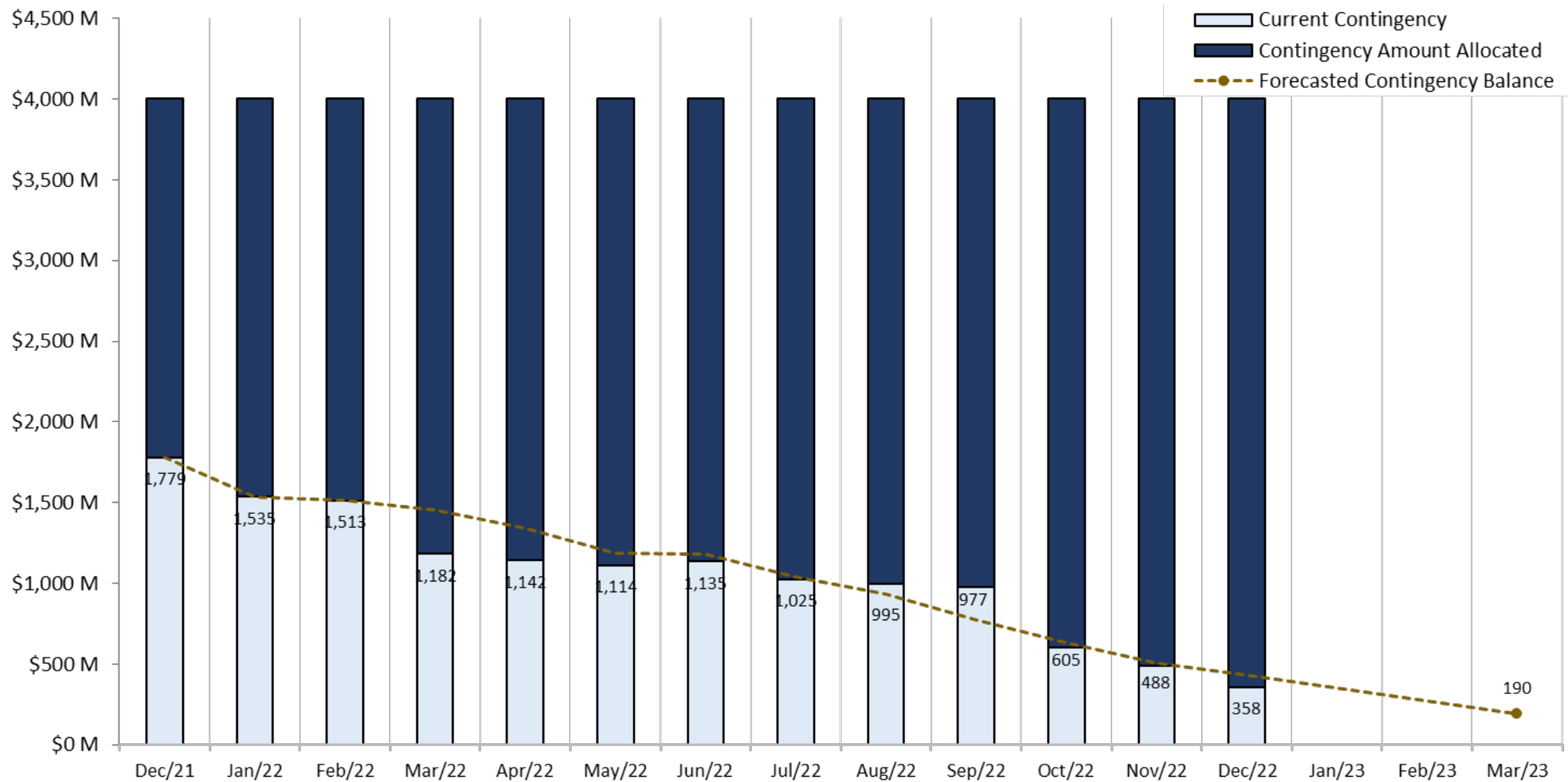
- » Merced Extension (Merced to Madera) – Stantec Inc., under Agreement HSR 22-02, continues to make progress on the early actions of this Project, including submittal of various draft documents such as the Project Management Plan-Draft.
- » Fresno to Bakersfield Locally Generated Alternative (LGA) – HNTB Corporation (HNTB), under agreement HSR 22-01, continues to make progress on the early actions of this Project, including submittal of various draft documents such as the Project Management Plan.



CP 1-4 – Design-Build Expenditures

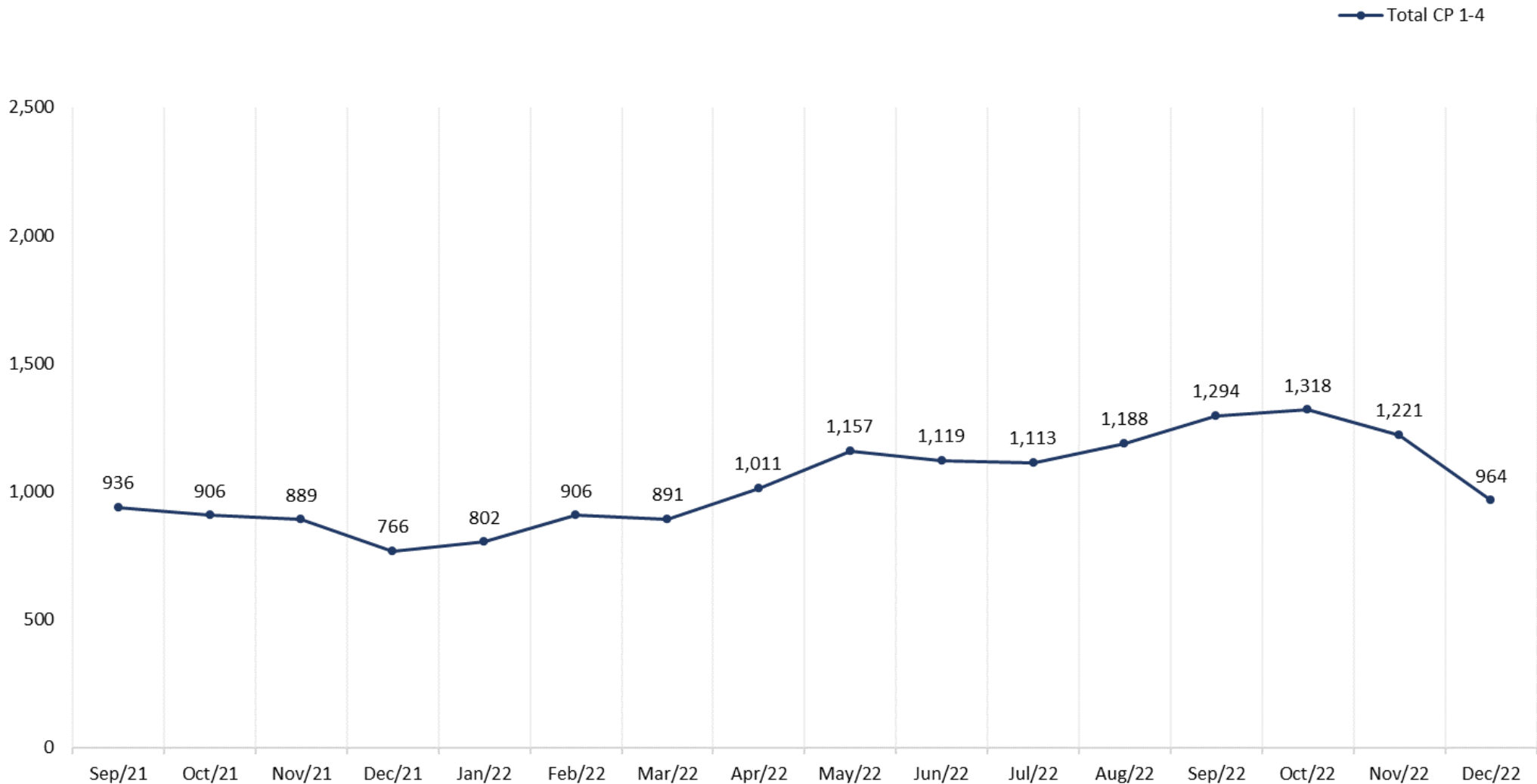


CP 1-4 – Risk Contingency



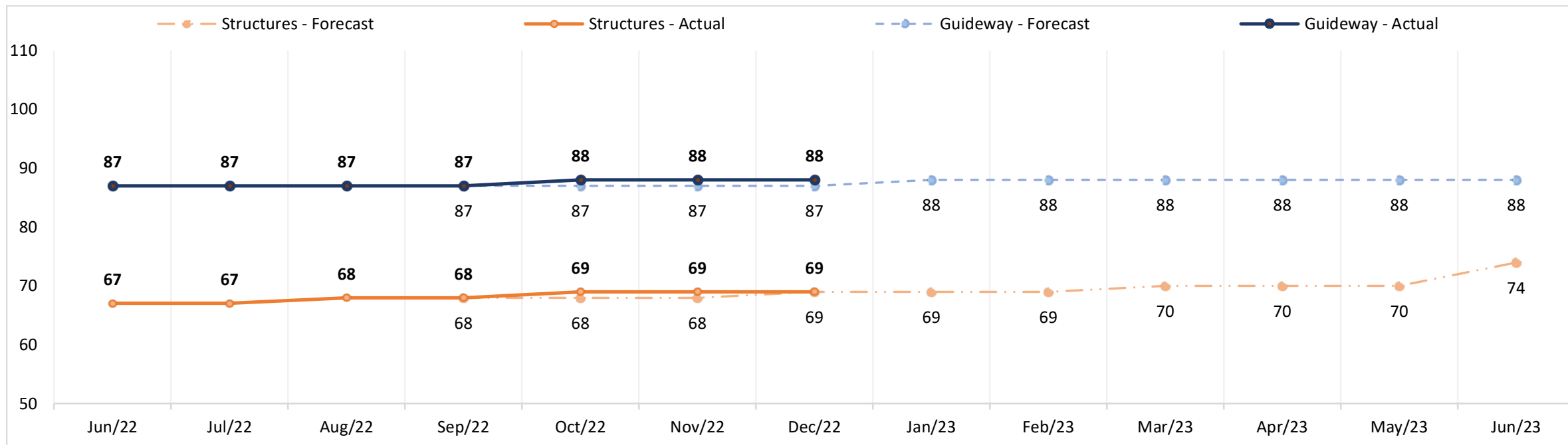


CP 1-4 – Construction Labor



CP 1-4 – Construction Progress

CP 1-4 – Construction Progress to Completion – Forecast vs. Actual



Monthly Construction Status – In Progress vs. Completed

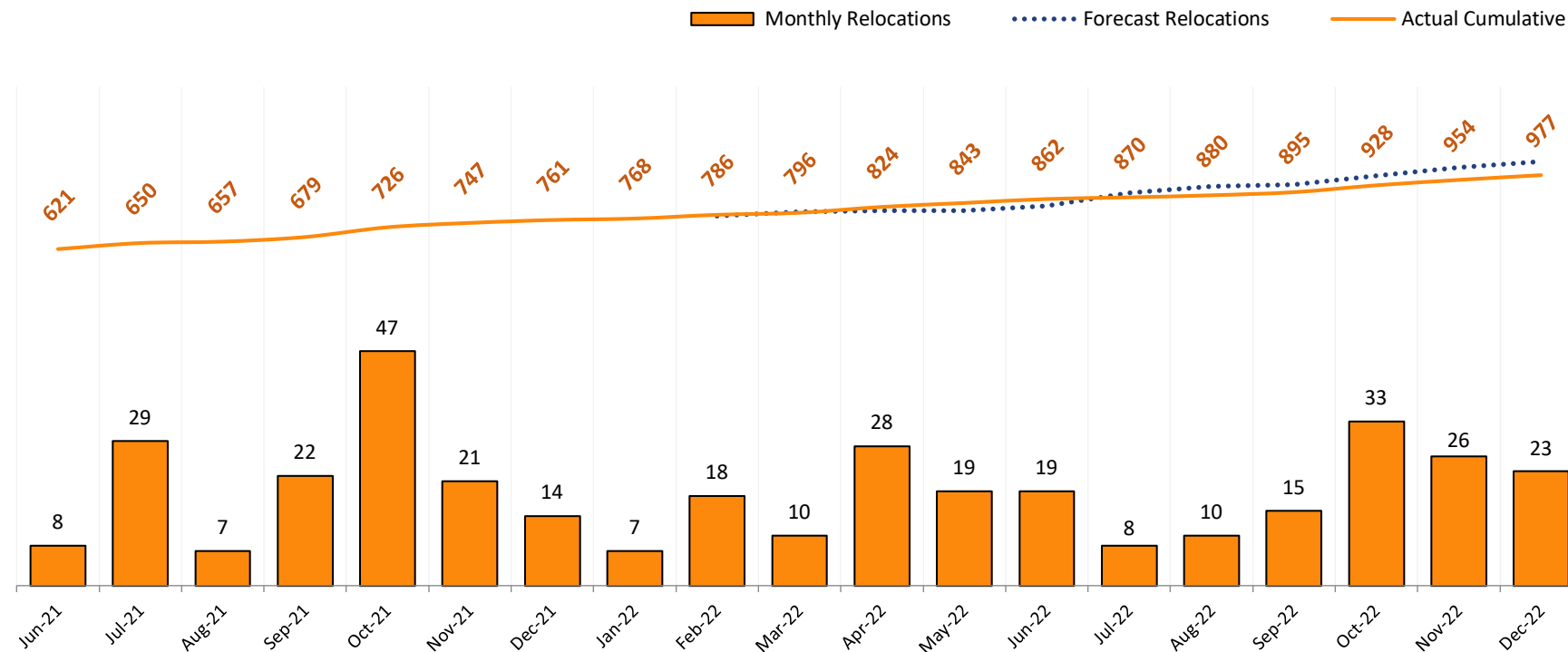
Construction	CP 1		CP 2-3		CP 4		Overall		Total
	In Progress	Completed	In Progress	Completed	In Progress	Completed	In Progress	Completed	
Structures	10	16	18	14	5	6	33	36	69
Guideway	16	2	15	33	8	14	39	49	88

CP 1-4 – Utility Relocations

CP 1-4 – Utility Relocation Summary

Construction Package	Total Relocations December 30, 2022	Total Utilities Relocated to Date December 30, 2022	Remaining Utility Relocations December 30, 2022
CP 1	992	458	534
CP 2-3	701	422	279
CP 4	143	97	46
Total	1,836	977	859

CP 1-4 – Utility Relocation Status Summary-Monthly

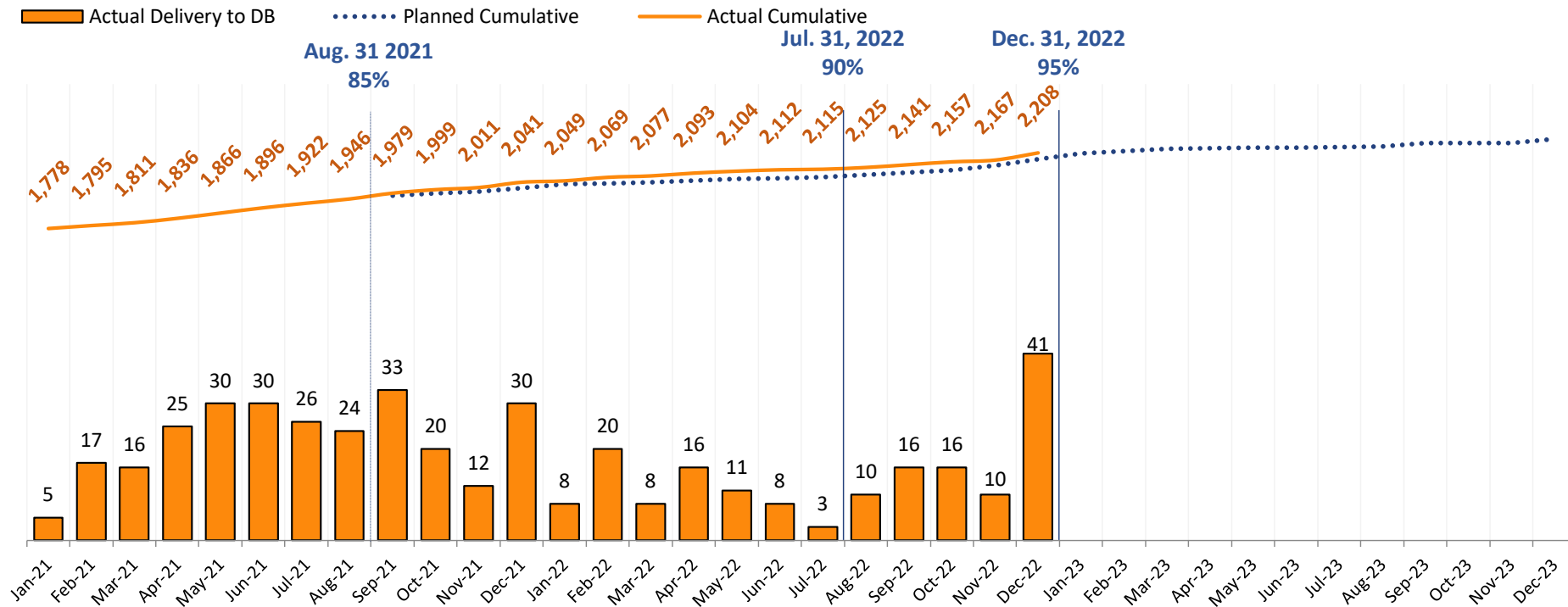


CP 1-4 – Real Property/Right-of-Way (ROW)

CP 1-4 – Right-of-Way (ROW) Summary

Construction Package	Total Needed Parcels December 31, 2022	Total Parcels Delivered to Date December 31, 2022	Remaining Parcels to be Delivered December 31, 2022
CP 1	1,083	1,053	30
CP 2-3	986	935	51
CP 4	231	220	11
Total	2,300	2,208	92

CP 1-4 – Parcel Delivery to Design-Builder (DB) Summary

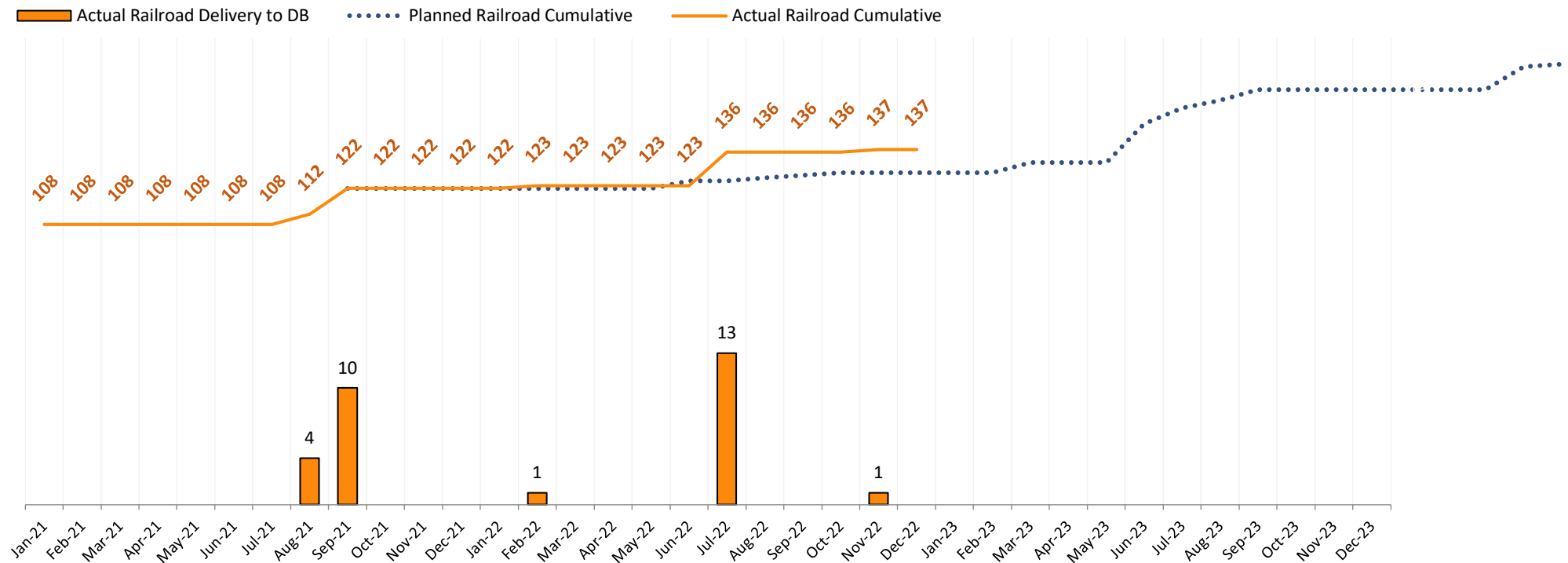


CP 1-4 – Real Property/Right-of-Way (ROW) Railroad

CP 1-4 – Right-of-Way (ROW) Railroad Summary

Construction Package	Total Needed Railroad Parcels December 31, 2022	Total Railroad Parcels Delivered to Date December 31, 2022	Remaining Railroad Parcels to be Delivered December 31, 2022
CP 1	83	57	26
CP 2-3	58	51	7
CP 4	29	29	0
Total	170	137	33

CP 1-4 – Railroad Parcel Delivery to Design-Builder (DB) Summary

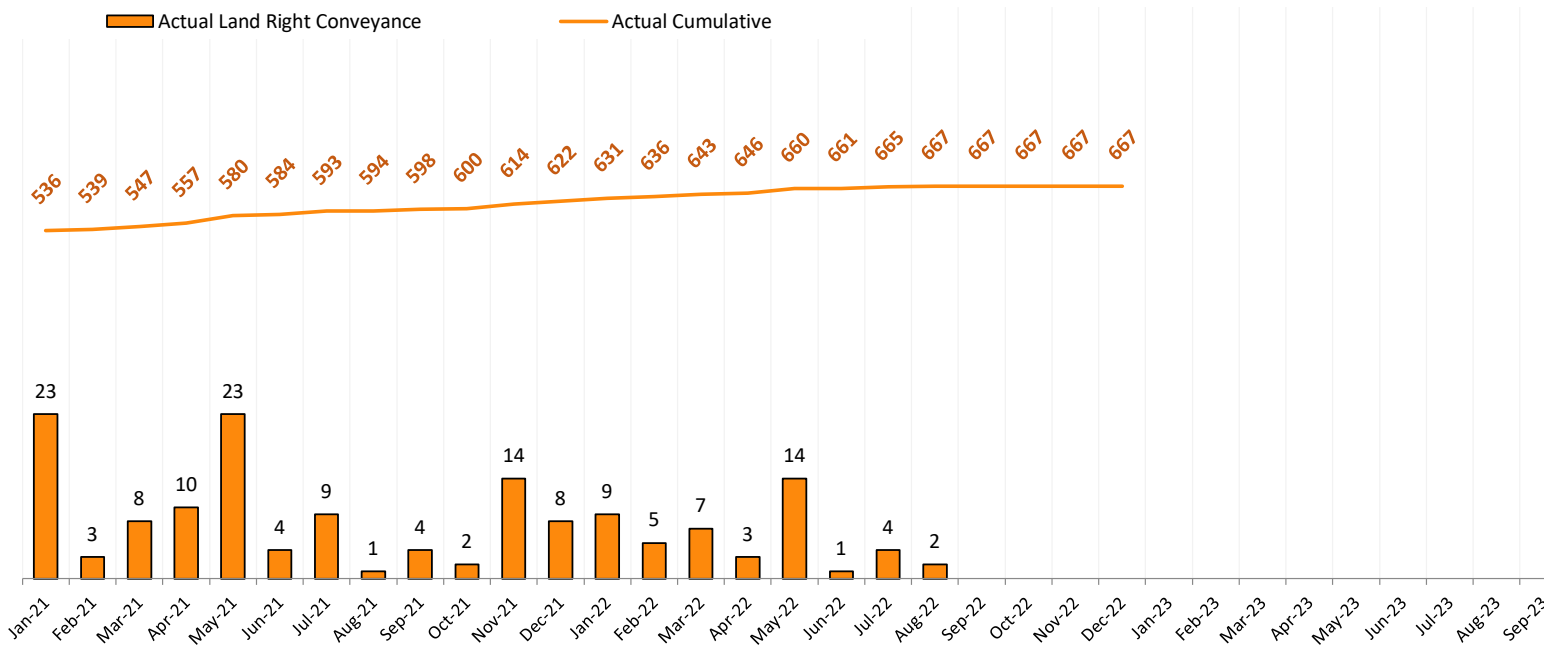


CP 1-4 – Tier 1 Land Right Conveyances Required Prior to Construction (PG&E, SCE, FID, FMFCD)

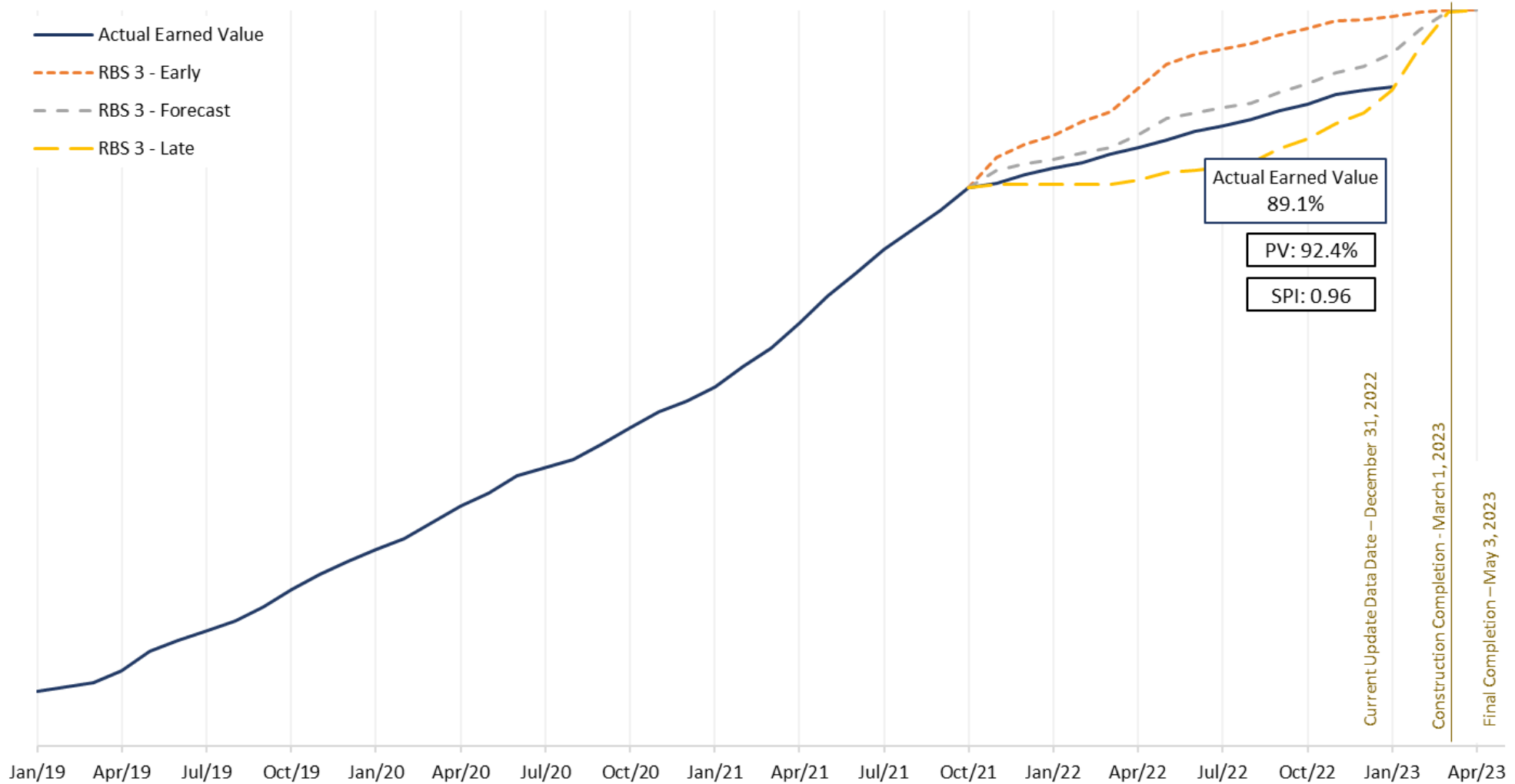
CP 1-4 – Tier 1 Land Right Conveyances Required Prior to Construction (PG&E, SCE, FID, FMFCD) Summary

Construction Package	Total Needed Land Right Conveyances December 31, 2022	Total Land Right Conveyances Approved ⁽²⁾ December 31, 2022	Remaining Land Right Conveyances to be Approved December 31, 2022
CP 1	393	344	49
CP 2-3	433	280	153
CP 4	68	43	25
Total	894	667	227

CP 1-4 – Tier 1 Land Right Conveyances Required Prior to Construction (PG&E, SCE, FID, FMFCD) Summary

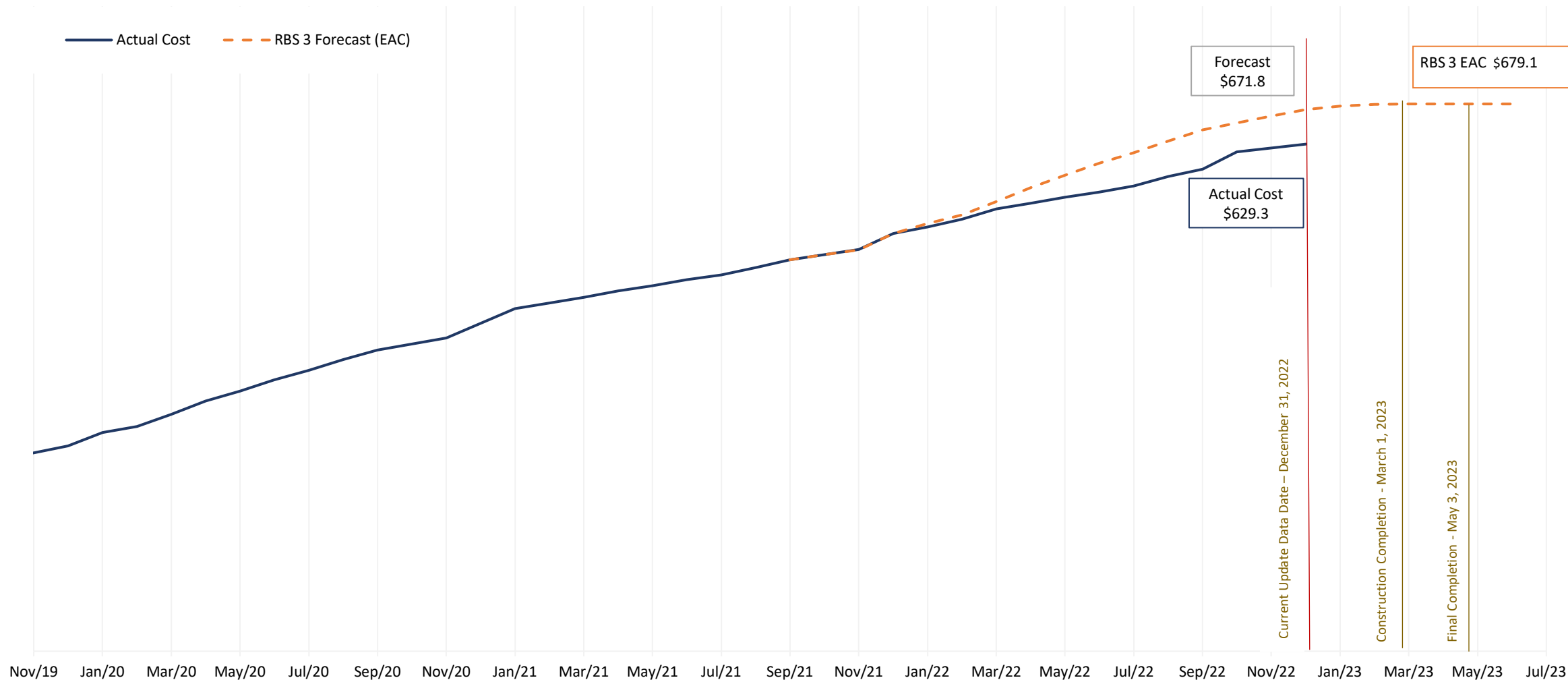


CP 4 – Earned Value





CP 4 – Cost Trend



Preliminary Numbers for December F&A Report

Look Ahead at Next Month's F&A Report with Preliminary Data (through January 31, 2023)

Table 1 - Labor Count Number Update

Construction Packages	Current Month—December 2022 Data	Preliminary—January 2023 Data
Construction Package 1	251	192
Construction Package 2-3	549	518
Construction Package 4	164	164
Totals	964	874
Rain events continued to impact labor numbers in January		

Table 2 - ROW Delivered Parcel Count Update

Construction Packages	Current Month—December 2022 Data	Preliminary—January 2023 Data
Construction Package 1	1,053	1,058
Construction Package 2-3	935	935
Construction Package 4	220	220
Totals	2,208	2,213
Delivered 5 parcels in January 2023		

Table 3 - Executed Change Order Update

Construction Packages	Current Month—December 2022 Data	Preliminary—January 2023 Data
Construction Package 1	\$3,173,266.00 (6)	\$79,390,145.00 (6)
Construction Package 2-3	(\$40,993,538.00) (8)	\$4,965,585.00 (4)
Construction Package 4	\$9,127,667.40 (4)	\$1,721,892.07 (3)
Totals	(\$28,692,604.60) (18)	\$86,077,622.07 (13)
CP1 UPRR Downtown Fresno, Tulare and Ventura Street Bridges Change Order executed in January 2023		

Table 4 – Utility Relocation Status

Construction Packages	Current Month—December 2022 Data	Preliminary—January 2023 Data
Construction Package 1	458	458
Construction Package 2-3	422	422
Construction Package 4	97	98
Totals	977	978