

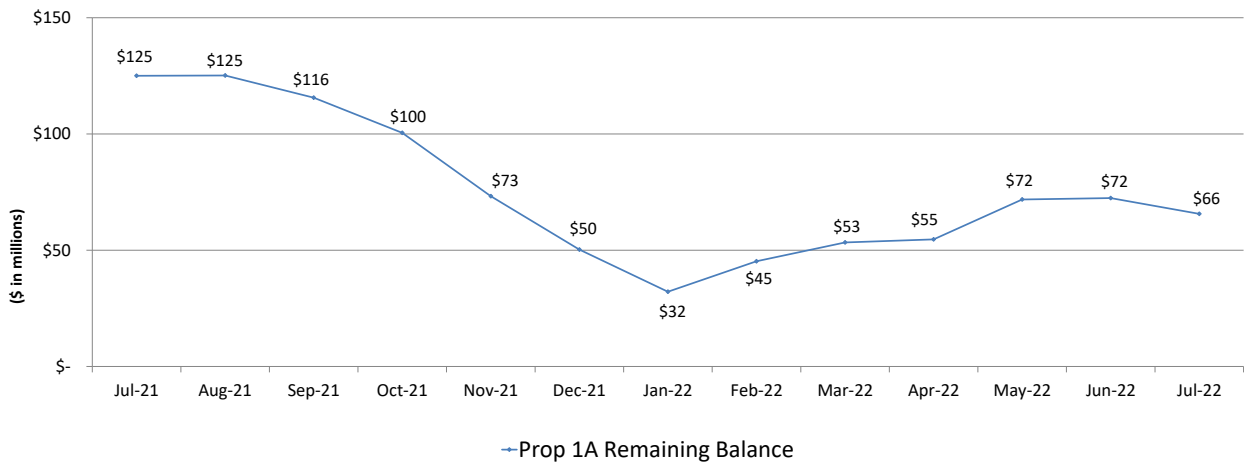
Data through July 31, 2022

Prop 1A Bond Fund (6043)

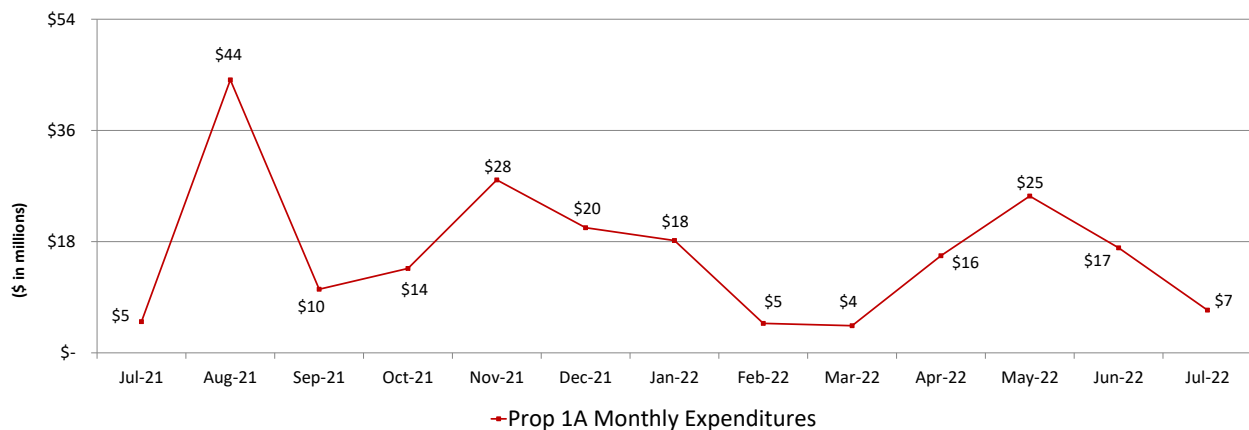
Prop 1A Fund Transaction Breakout for July	Notes	Amount
Cash Balance as of 07/01/22	2	\$ 72,434,641
Prior Month Adjustment		\$ -
Bond Cash Expensed		\$ (6,924,707)
Bond Cash In		\$ -
SMIF Interest Income Cash In	3	\$ 116,073
Change in PTA Loan Cash		\$ -
Prop 1A Cash Balance as of 07/31/22		\$ 65,626,007

Fiscal Year	Notes	Bond Sales
FY2013-14 and Prior		\$ 400,285,000
FY2014-15		\$ 44,605,000
FY2015-16		\$ 56,495,000
FY2016-17		\$ 1,323,070,000
FY2017-18		\$ 800,000,000
FY2018-19		\$ 600,000,000
FY2019-20		\$ 390,000,000
FY2020-21		\$ 200,505,000
FY2021-22		\$ 107,510,000
Interest Earnings	3	\$ 43,800,297
Total Prop 1A Funding	1, 4	\$ 3,966,270,297

Prop 1A Remaining Balance



Prop 1A Expenditures



#

Footnotes

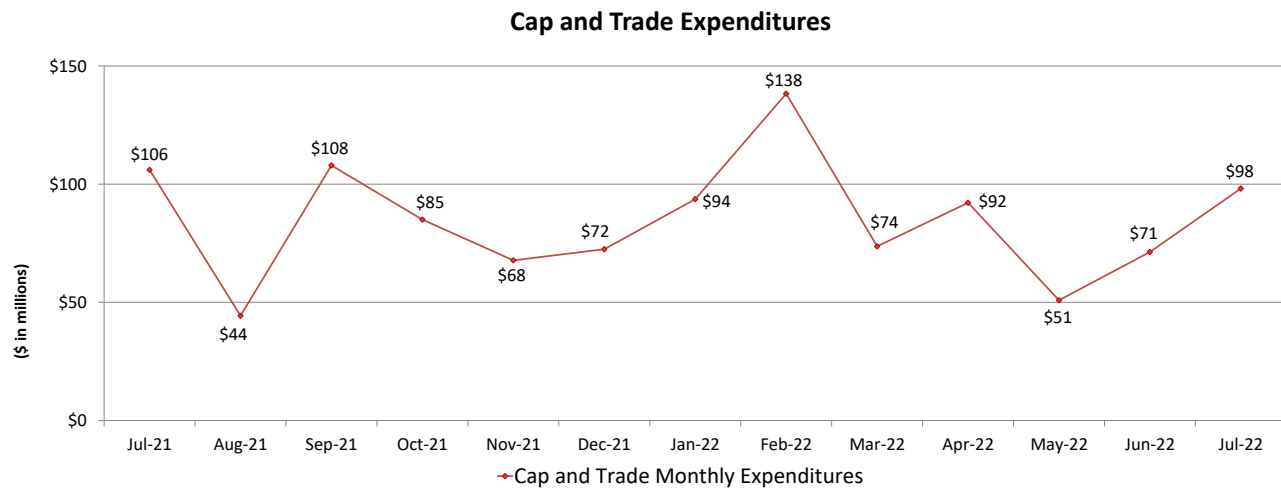
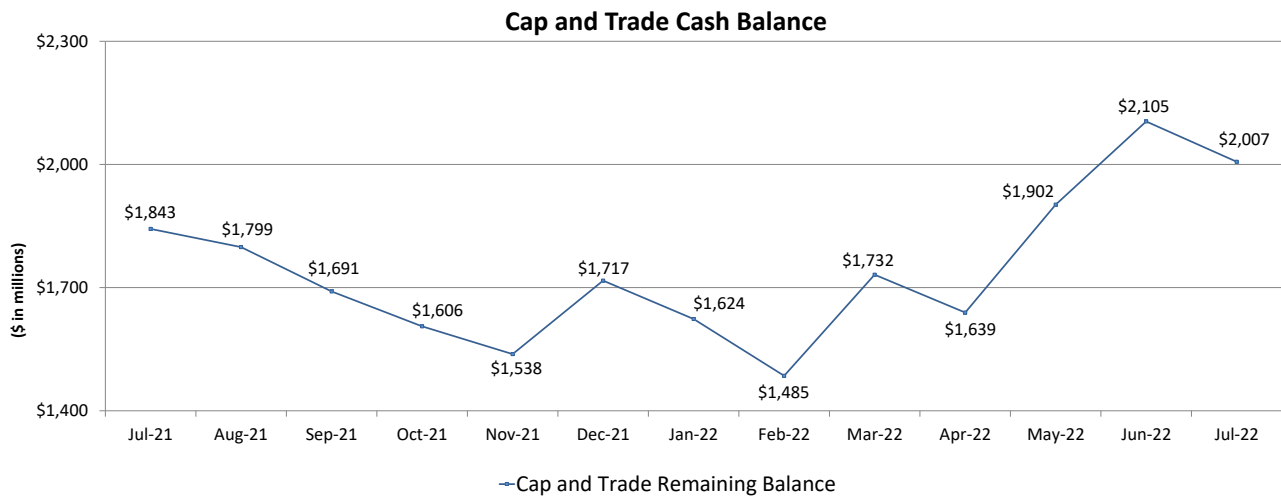
- Prop 1A bond sales are conducted twice a year by the State Treasurer's Office (STO) in the spring and fall.
- Beginning balance includes a \$450K Advance to Office Revolving Fund (ORF). Advance to ORF represents cash available for disbursement to facilitate efficient reimbursement of invoices. Upon replenishment of the full ORF balance, \$450K becomes accessible to Prop 1A Bond Fund appropriations for use.
- The Authority received notification from the Department of Finance and State Treasurer's Office that accumulated interest earnings associated with Prop 1A commercial paper and bond proceeds are now available to use for the project. This additional cash will be applied to the Authority's existing \$9B Prop 1A authorization and will not increase the \$9B cap.
- As of July 31, 2022, the Authority had an additional \$23.2M in available funding through commercial paper; however, the Authority increased it's commercial paper authority to \$1.288B in the month of August 2022. The proceeds for commercial paper will not be reflected in this report until the Authority submits a request for funds to STO and issuance is completed.

Data through July 31, 2022

Cap and Trade Fund (3228)

Cap and Trade Transaction Breakout for July	Notes	Amount
Cash Balance as of 07/01/22	2	\$ 2,104,727,368
Prior Month Adjustment		\$ -
Cash Expensed		\$ (98,165,763)
Cash In		\$ -
Interest Income		\$ -
Executive Order/Spending Authority	3	\$ 103,000
Current Month Budget/Adjustment		\$ -
GHGRF Cash Balance as of 07/31/22		\$ 2,006,664,605

Fiscal Year	Notes	Proceeds
2014-15 Budget Act Appropriation		\$ 250,000,000
2014-15 Budget Act Approp. Reversion		\$ (12,056,000)
Budget Act of 2014		\$ 400,000,000
Non-Budget Act Appropriation		\$ 70,000,000
Subtotal		\$ 707,944,000
FY2015-16		\$ 459,278,000
FY2016-17		\$ 220,882,000
FY2017-18		\$ 707,555,000
FY2018-19		\$ 786,666,000
FY2019-20		\$ 488,478,000
FY2020-21		\$ 419,012,000
FY2021-22		\$ 1,318,288,000
Current Fiscal Year	3	\$ 103,000
Subtotal		\$ 4,400,262,000
Total Cap and Trade Funding	1	\$ 5,108,206,000



Footnotes

- Cap and Trade auctions occur quarterly (Aug, Nov, Feb, May) and are subject to administrative adjustments by the Department of Finance (e.g. foreign exchange rate and state operation adjustments). Total Cap and Trade Funding includes Budget Act Appropriations, auction proceeds, and state operations spending authority.
- Beginning balance includes a \$10M Advance to ORF. The ORF represents cash available for disbursement to facilitate efficient reimbursement of invoices. Upon replenishment of the full ORF balance, \$10M becomes accessible to Cap and Trade Fund appropriations for use.
- FY2022-23 Cap and Trade funding includes: Jul-21, \$103K (State Ops, Budget Act Authority).

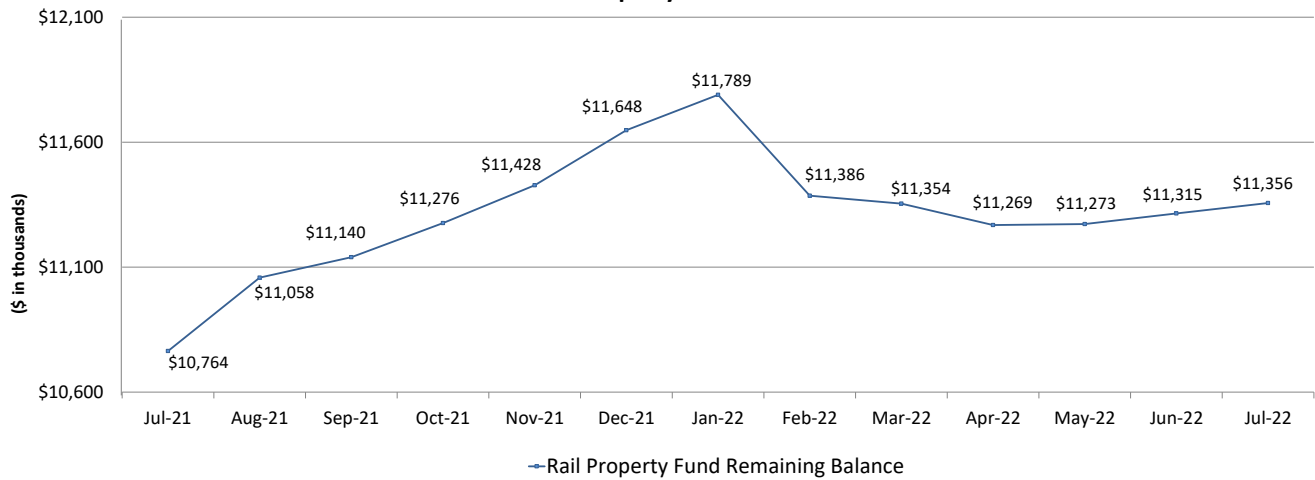
Data through July 31, 2022

Rail Property Management Fund (9331)

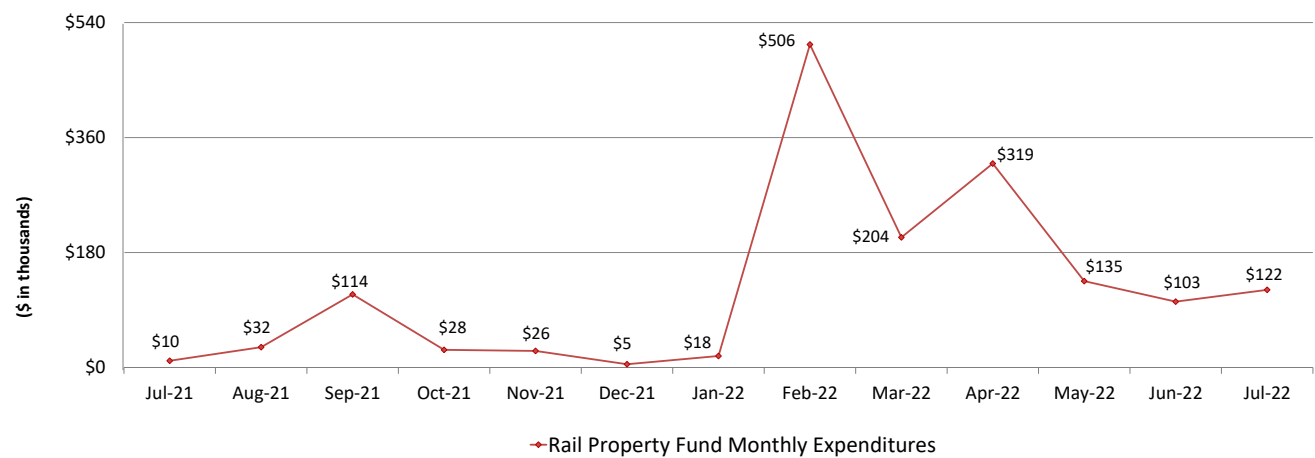
Rail Property Fund Transaction Breakout for July	Notes	Amount
Cash Balance as of 07/01/22		\$ 11,314,789
Prior Month Adjustment		\$ -
Cash Expensed	2	\$ (121,564)
Cash In		\$ 163,196
Current Month Budget/Adjustment		\$ -
RPMF Cash Balance as of 07/31/22	1	\$ 11,356,421

Fiscal Year	Notes	Revenue
FY2015-16		\$ 1,039,701
FY2016-17		\$ 1,836,659
FY2017-18		\$ 2,581,492
FY2018-19		\$ 2,442,118
FY2019-20		\$ 2,102,905
FY2020-21		\$ 1,904,921
FY2021-22		\$ 2,048,461
Current Fiscal Year		\$ 163,196
Cumulative RPMF Revenue	1	\$ 14,119,453

Rail Property Fund Cash Balance



Rail Property Fund Expenditures



#

Footnotes

- 1 This fund receives revenues from leases/rents collected on property acquired that is not yet delivered to the design-builders for construction. The Budget Act of 2022 appropriated \$4M to be used for the development, improvement, and maintenance of the high-speed rail system and associated properties.
- 2 Fluctuations in monthly expenditures are primarily due to timing of invoice submission by vendors and a Pro-Rata cost, which is a state administrative assessment determined by the Department of Finance, that is charged three times a year.