



Finance & Audit Committee

CENTRAL VALLEY STATUS REPORT

December 2021 Report (data through October 2021)

Executive Summary

Construction Packages (CP's) Design-Build Expenditures ([Page 5](#))

- October 2021 Expenditures totaled \$31.9M:
 - Construction Package 1 – Expenditures totaled \$14.8M.
 - Construction Package 2-3 – Expenditures totaled \$10.8M.
 - Construction Package 4 – Expenditures totaled \$6.2M.
- Total CP Cumulative Actual Expenditures (Pages 14, 23, and 32) – \$3,548.8M.
- Total Cumulative Current Contract Amount (Pages 14, 23, and 32) – \$5,232.9M.

Change Orders

- Executed Change Orders this period – 23 for a total of \$8M:
 - Construction Package 1 – Three for a total of \$300K (Page 16).
 - Construction Package 2-3 – 14 for a total of \$4M (Page 25).
 - Construction Package 4 – Six for a total of \$3.8M (Page 34).

Risk Contingency ([Page 6](#))

- Original Contract Contingency – \$4,000.4M with remaining Contract Contingency – \$1,834.2M:
 - Construction Package 1 (Page 17) – \$1,944.6M with remaining Contract Contingency – \$965.5M.
 - Construction Package 2-3 (Page 26) – \$1,638M with remaining Contract Contingency – \$710.7M.
 - Construction Package 4 (Page 35) – \$417.8M with remaining Contract Contingency – \$158M.

CP Design (Structures/Guideway)

- Expected completion of all CP's major design - Ready for Construction (RFC) by the Second Quarter of 2022:
 - Construction Package 1 – 38 of 40 total design packages cleared for construction. Forecasted completion is Second Quarter of 2022 (2.5 Mile Caltrans Segment awaiting railroad approvals. Sweeper Package elements being finalized).
 - Construction Package 2-3 – 106 of 109 total design packages cleared for construction. Expected completion is Second Quarter of 2022 (Cole Slough and Dutch John pending Right-of-Way (ROW) acquisition for Geotech, Alpaugh ponds currently in comment resolution, and Geotech work at Dutch John to be in process).
 - Construction Package 4 – 14 of 14 total design packages cleared for construction.

Third-Party Design ([Page 7](#))

- Construction Package 1-4 – 576 of 702 or 82% completed. An increase of 25 from the previous month (from 551):
 - Construction Package 1 – 244 of 291 or 84% completed and 47 in progress. Third-party team broke out the AT&T packages by task to track them by conflict, changing the total number from 268 to 291.
 - Construction Package 2-3 – 210 of 250 or 84% completed and 40 in progress. No change from the previous period.
 - Construction Package 4 – 122 of 161 or 76% completed and 39 in progress. An increase of three from the previous period.

CP Construction Labor (Page 8)

- October 2021, Average Daily Site Workers (by Week) – 906 workers. A decrease of 30 workers from the previous period (from 936):
 - Construction Package 1 (Page 18) – 285 workers. A decrease of nine workers from the previous month (294).
 - Construction Package 2-3 (Page 27) – 466 workers. An increase of 16 workers from the previous month (450).
 - Construction Package 4 (Page 36) – 155 workers. A decrease of 37 workers from the previous month (192).
- Daily Average Contracted CP Employees Quarantined for COVID-19 in October 2021 – 22. A decrease of three from the daily average of 25 in September 2021.
- Contractors continued with construction while following safety protocols and guidelines from the Centers for Disease Control and Prevention (CDC) and Occupational Safety and Health Administration (OSHA).

CP Construction Progress (Page 9)

- Structures – 65 underway/substantially complete compared to 93 structures total. No change from the previous period:
 - Construction Package 1 – 26 structures underway/substantially complete. Three behind.
 - Construction Package 2-3 – 29 structures underway/substantially complete. Four behind.
 - Construction Package 4 – 10 structures underway/substantially complete. One behind.
- Guideway – 86 miles constructed/underway compared to 119 miles total. An increase of one mile from the previous period:
 - Construction Package 1 – 16 miles underway/substantially complete. On target.
 - Construction Package 2-3 – 48 miles underway/substantially complete. One mile behind.
 - Construction Package 4 – 22 miles underway/complete. On target.
- Utility Relocations Status – Relocated: 726 (40%); In Progress: 440 (24%); Approved to Start: 104 (6%); Not Started: 568 (30%); Total: 1,838. Forty-seven relocated in October 2021 reporting period. To begin utility relocation work, a sequence of activities must be completed. These activities include environmental clearance, executed third-party agreement(s), design approval, construction work plans, pre-construction walkthroughs, acquisition of real property, and/or land right conveyances:
 - Construction Package 1 – Relocated: 292 (30%); In Progress: 383 (39%); Approved to Start: 0 (0%); Not Started: 308 (31%); Total: 983.
 - Construction Package 2-3 – Relocated: 373 (54%); In Progress: 35 (5%); Approved to Start: 65 (9%); Not Started: 221 (32%); Total: 694.
 - Construction Package 4 – Relocated: 61 (38%); In Progress: 22 (14%); Approved to Start: 39 (24%); Not Started: 39 (24%); Total: 161.

CP Real Property/Right-of-Way (ROW) (Pages 10 - 12)

- Total Parcels Delivered to Date – 1,999 parcels compared to an estimated 2,267 parcels needed.
- Parcels Delivered to Design-Builder (DB) – 20 parcels in October 2021.
- Construction Packages 1-4 – Two parcels added, and 26 parcels removed due to optimized design. Net decrease of 24 parcels. The Authority received requests for 12 additional parcels. The Authority is currently reviewing this request. If merit is found, those parcels will be added and acquired per contractual terms.
- Railroad Parcels Delivered to Design-Builder – Zero parcels. Zero delinquent Railroad parcels.
- Total Railroad Parcels Delivered to Date – 122 parcels delivered compared to an estimated 166 total railroad parcels needed.
- Land Right Conveyances (Tier 1, Prior to Construction):

- Two land right conveyances approved.
- To date, the Authority received approval on 604 land right conveyances.

Third-Party Agreements ([Page 13](#))

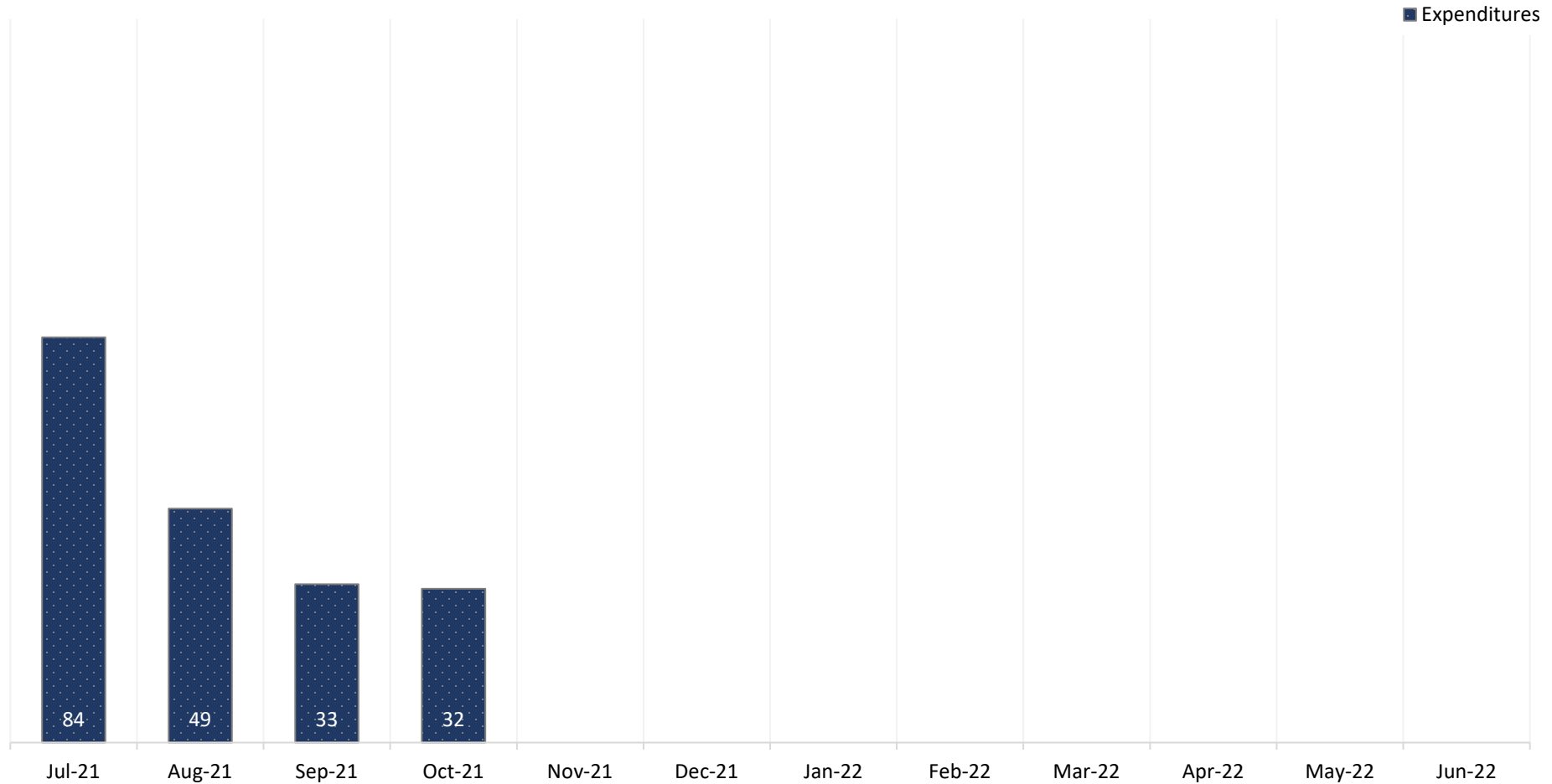
- Three remaining key agreements. The Authority has finalized 54 agreements. Forty-two of those agreements were critical to supporting construction.

Project Development (Environmental Clearance) Schedule – Record of Decision (ROD) ([Pages 41 - 42](#))

- San Francisco to San Jose – Engineering and Environmental Consultant (EEC) submitted the Administrative Final EIR/EIS and responses to comments to Finishing Team review on October 28, 2021, in preparation of 30-day Cooperating Agency Review in November. EEC prepared comment responses for the Revised Draft Environmental Impact Report/Supplemental Draft Environmental Impact Statement (RDEIR/SDEIS) and submitted for HSR review on October 14, 2021.
- San Jose to Merced – EEC submitted Final EIR/EIS #2 for Authority review on October 15, 2021 and Quality and Legal Review on October 19, 2021. Final EIR/EIS Chapter 5 (Environmental Justice) integrated community feedback and agency comments for submittal on October 29, 2021.
- Bakersfield to Palmdale – The contract closeout was initiated (e.g., preparing Notices of Acceptances for deliverables), and the team kept coordinating with key stakeholders (CalPortland and Center for Biological Diversity).
- Palmdale to Burbank – The team continued working through completing Step 6; except for the air quality section, responses to comments from NEPA Assignment Team (NAT)/ES/FT on the backcheck of the ADEIR/S were completed. The schedule accounts for delays associated with updates to the Air Quality/Health Risk Analysis (AQ/HRA), agency coordination (with USACE) on the Approved Jurisdictional Determination/ Preliminary Jurisdictional Determination (AJD/PJD), and no-overlap in the public comment periods with the circulation of the B-LA Final EIR/EIS.
- Burbank to Los Angeles – The team is preparing the Final EIR/EIS, which includes addressing comments received from Cooperating and Responsible Agencies on the Administrative Final EIR/EIS. The Final EIR/EIS will contain select design refinements including for the Main Street grade separation and relocation of extraction wells. The Final EIR/EIS is scheduled for publication and release on November 5, 2021 and for consideration by the Board of Directors in January 2022.
- Los Angeles to Anaheim – The team continued integrating additional BNSF deliverables pertaining to the Colton and Lenwood facilities into the assembled Administrative Draft EIR/EIS and continued Preliminary Engineering for Project Definition (PEPD) reviews with external stakeholders.

CP 1-4 – Design-Build Expenditures

CP 1-4 – Monthly Expenditures (\$ Millions)

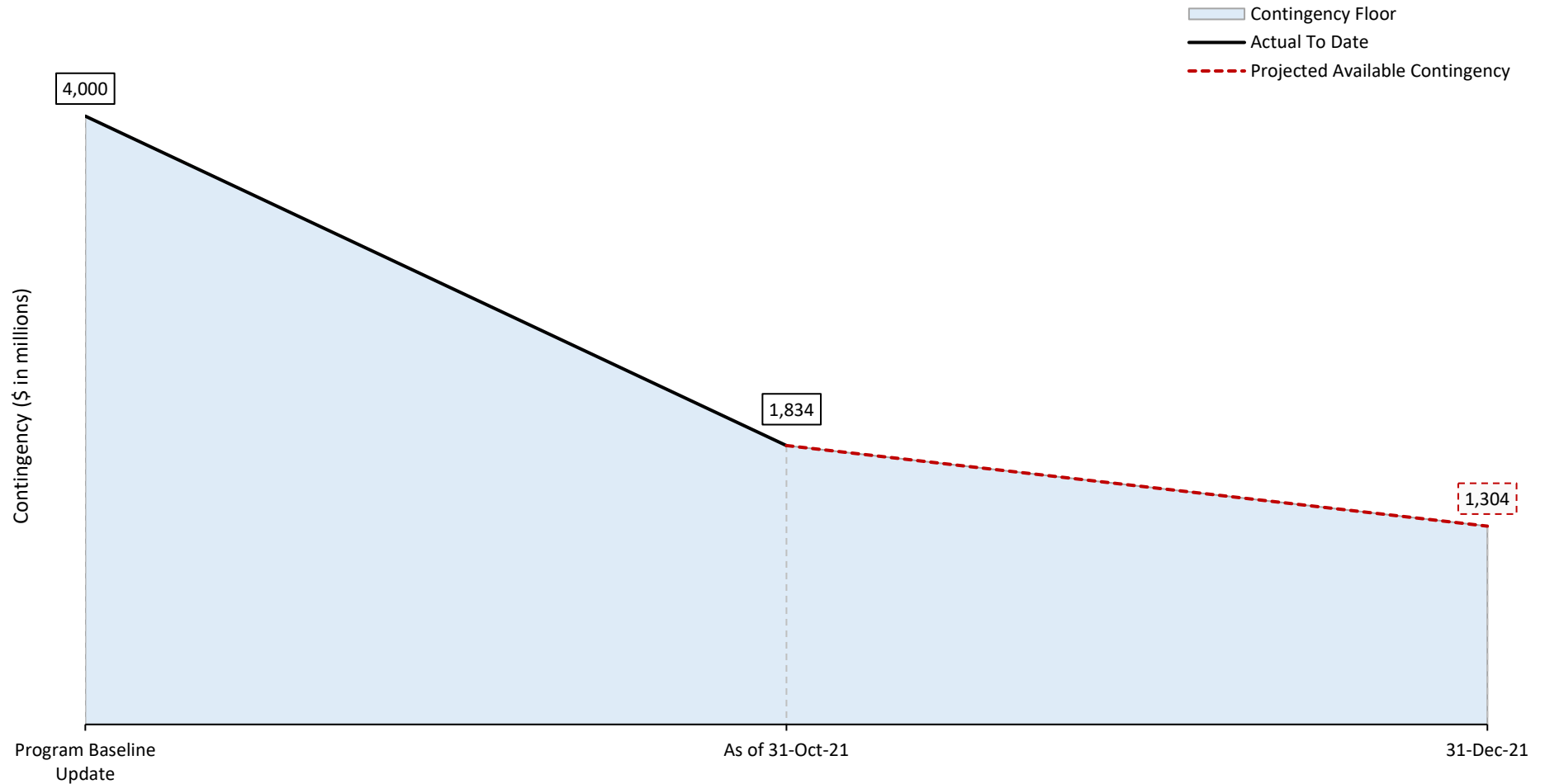


Notes:

1. Expenditures in the chart above are specific to the Design-Builder production and based on the Capital Outlay and Expenditure Report.
2. October 2021 Expenditures totaled \$31.9M:
 - a. Construction Package 1 – Expenditures totaled \$14.8M.
 - b. Construction Package 2-3 – Expenditures totaled \$10.8M.
 - c. Construction Package 4 – Expenditures totaled \$6.2M. Reduction of expenditures resulting from weather delay.

CP 1-4 – Risk Contingency

CP 1-4 – Risk Contingency Status

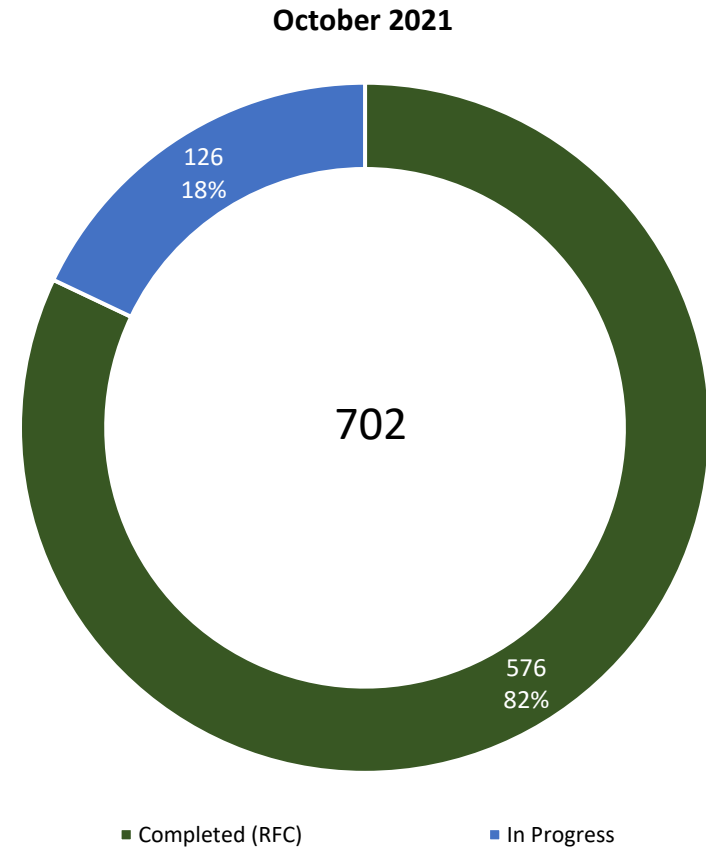
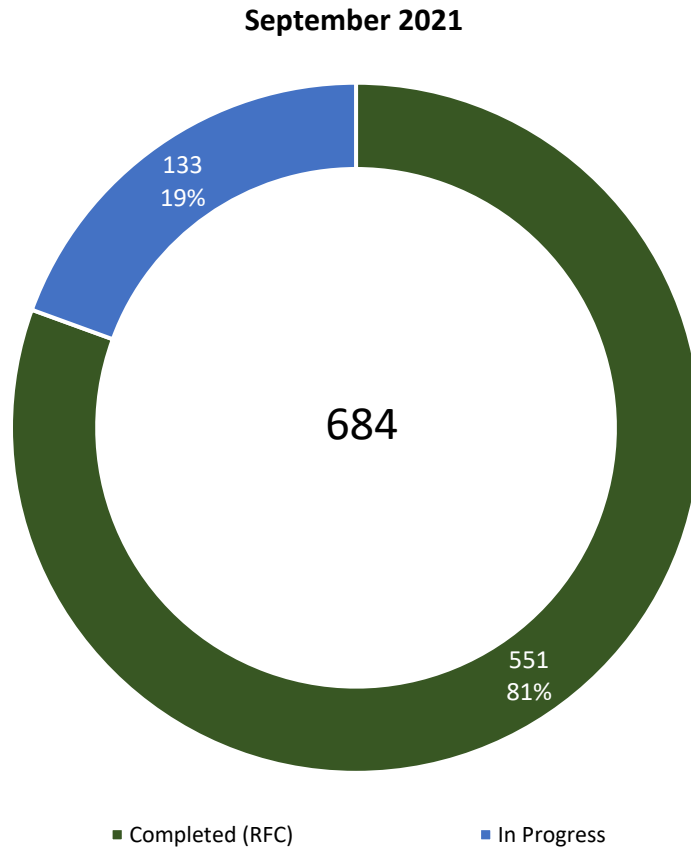


Notes:

1. The contingency drawdown curve has been revised to reflect projected contingency drawdown for the entire CP 1-4 Project through the end of the current quarter (31-Dec-21).
2. Based on the current change order forecast, this is the expected drawdown on the Expenditure Authorization. New budgeted contingency values for the CP will be established in Revision 2 (currently pending approval).
3. Forecasted drawdown is based on the DB contingency only. No forecasts have been provided for Project and Construction Management (PCM), ROW, Provisional Sum, or Third-Party Allocated Contingency.
4. Remaining contingency balance reflects executed change orders and Business Oversight Committee (BOC) approved items.
5. Contingency Report Charts have been updated based on updated change order forecasts.

CP 1-4 – Third-Party Design

CP 1-4 – Third-Party Design Status

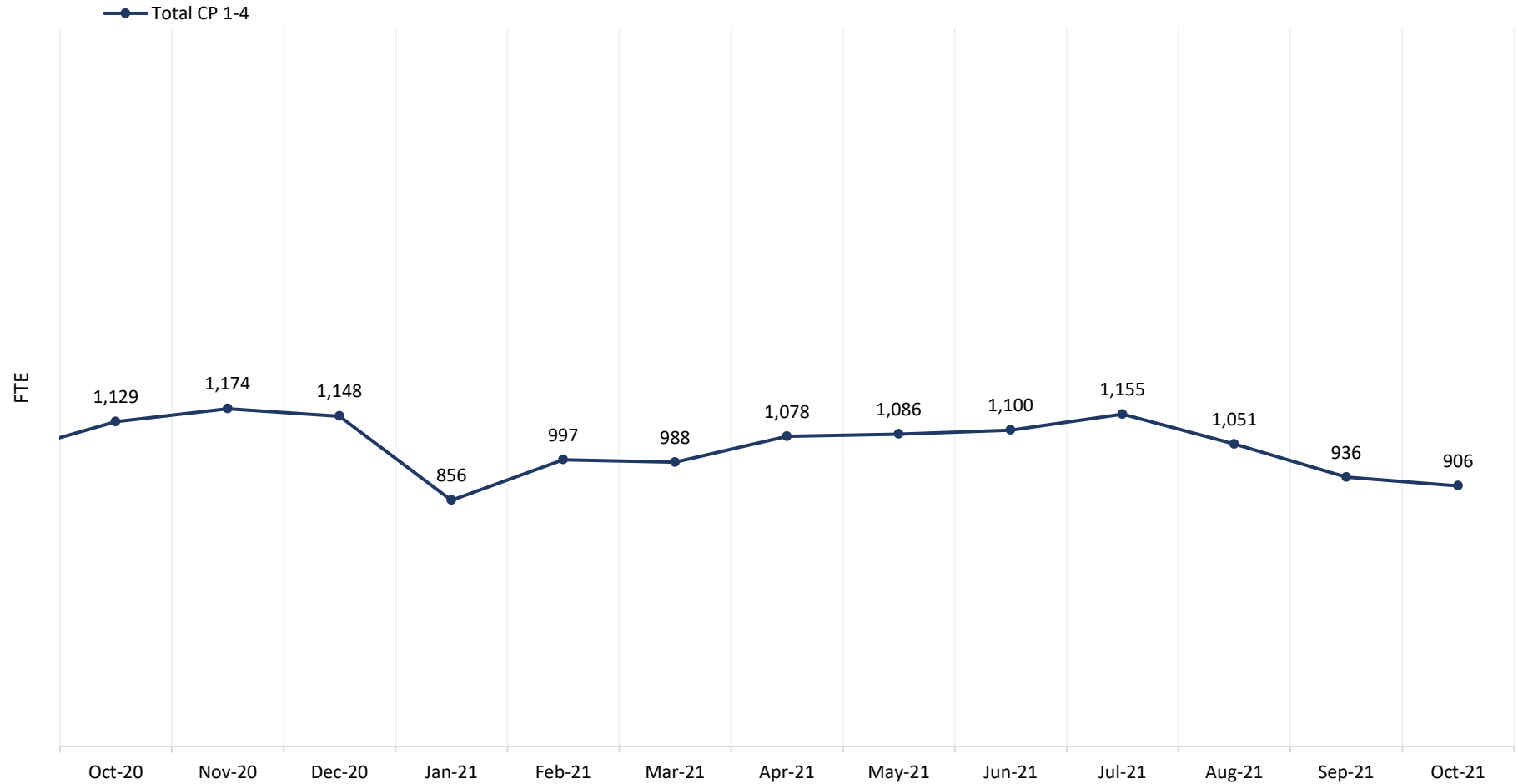


Notes:

1. Completed / Ready for Construction (RFC) - Applies to infrastructure crossing that the Authority Right-of-Way and design has been approved by Authority Engineering.
2. In Progress - Contractor is in the process of preparing early design and concepts for the infrastructure owner to the process of preparing design to meet Authority requirements.
3. The total number of designs needed may fluctuate from month to month. Designs are based on information from Third-Parties that may indicate design conflicts. Once contractors or the engineers visit the site or receive additional plan information from Third-Parties, conflicts may be resolved, or additional conflicts may be identified.
4. Construction Package 1-4 – 576 of 702 or 82% completed. An increase of 25 from the previous month (from 551):
 - a. Construction Package 1 – 244 of 291 or 84% completed and 47 in progress. Third-party utilities team broke out the AT&T packages by task to track them by conflict, changing the total number from 268 to 291.
 - b. Construction Package 2-3 – 210 of 250 or 84% completed and 40 in progress. No change from the previous period.
 - c. Construction Package 4 – 122 of 161 or 76% completed and 39 in progress. An increase of three from the previous period.

CP 1-4 – Construction Labor

CP 1-4 – Monthly Construction Workforce Total – Actual

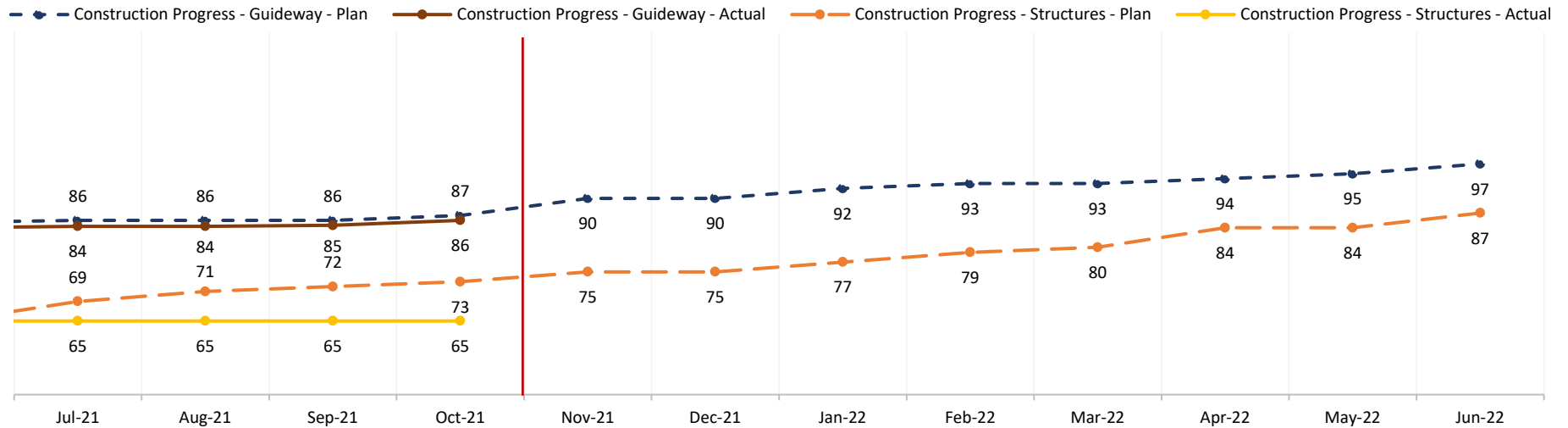


Notes:

1. The construction labor numbers (full-time employees) are based on the weekly totals divided by the number of weeks within the working calendar month and represents the Average Daily Site Workers (by Week).
2. October 2021 – 906 workers. A decrease of 30 workers from the previous period (from 936):
 - a. Construction Package 1 (Page 18) – 285 workers. A decrease of nine workers from the previous month (294).
 - b. Construction Package 2-3 (Page 27) – 466 workers. An increase of 16 workers from the previous month (450).
 - c. Construction Package 4 (Page 36) – 155 workers. A decrease of 37 workers from the previous month (192).

CP 1-4 – Construction Progress

CP 1-4 – Construction Progress to Completion – Planned vs. Actual



Monthly Construction Status – In Progress vs. Completed

Construction	CP 1		CP 2-3		CP 4		Overall		Total
	In Progress	Completed	In Progress	Completed	In Progress	Completed	In Progress	Completed	
Structures	12	14	18	11	7	3	37	28	65
Guideway	14	2	15	33	6	16	35	51	86

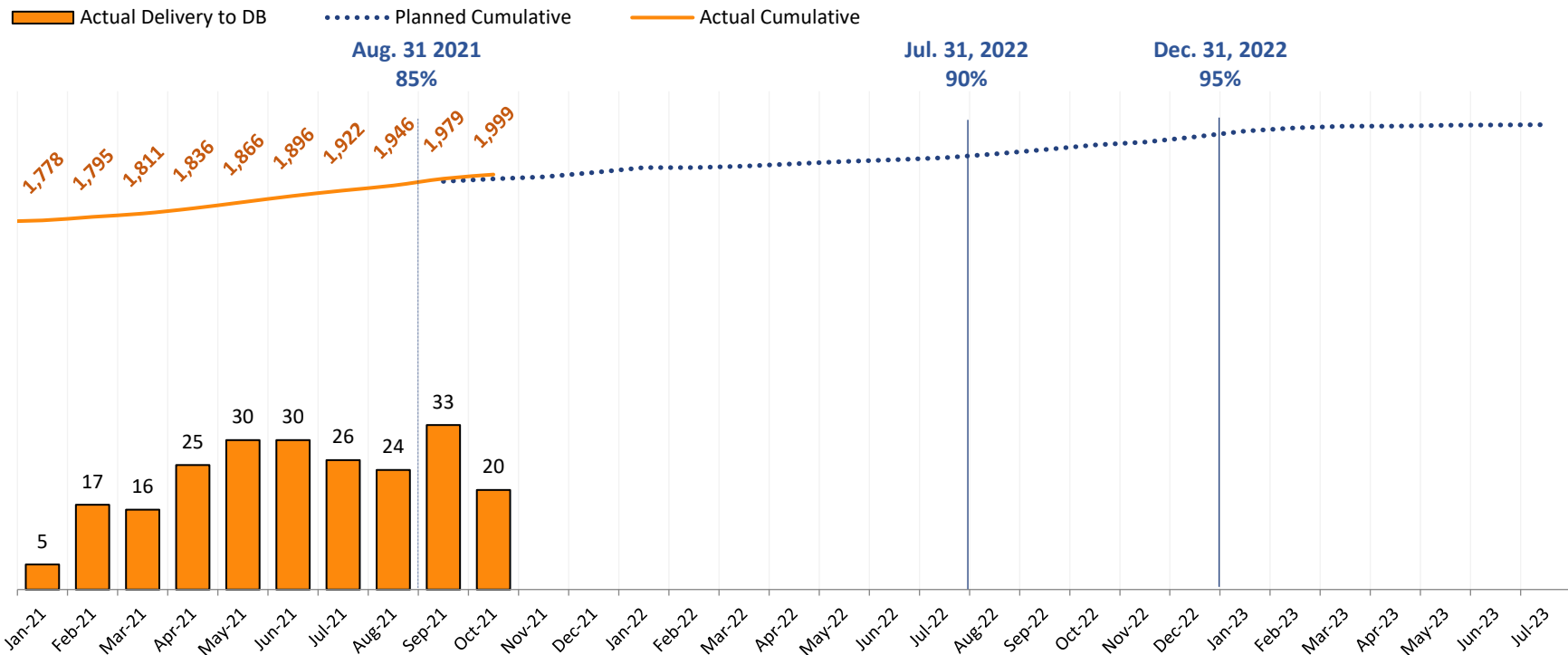
- Notes:**
- The chart above incorporates Revised Baseline Schedules (RBS) Revision 2 data.
 - Total Structures: 93 each.
 - Total Guideway: approximately 119 miles.
 - Structures – 65 underway/substantially complete compared to 93 structures total. No change from the previous period:
 - CP 1 – 26 structures underway/substantially complete. Three behind. Central Avenue did not start in July as planned due to outstanding land conveyance issue. Jensen Trench did not start as planned in July due to resubmittal of crossing application requiring additional time. Avenue 17 required re-submittal for 6-Month shelf life (September 2021).
 - CP 2-3 – 29 structures underway/substantially complete. Four behind. Dutch John, Cole Slough, Grangeville Avenue and Deer Creek Viaduct pending ROW acquisition.
 - CP 4 – 10 structures underway/substantially complete. One behind. **UPDATE:** Construction of the Amtrak pedestrian underpass began in November 2021. Not in the critical path.
 - Guideway – 86 miles constructed/underway compared to 119 miles total. An increase of one mile from the previous period:
 - CP 1 – 16 miles underway/substantially complete. On target.
 - CP 2-3 – 48 miles underway/substantially complete. One mile behind plan. South of Dutch John Cut pending ROW acquisition.
 - CP 4 – 22 miles underway/complete. On target.

CP 1-4 – Real Property/Right-of-Way (ROW)

CP 1-4 – Right-of-Way (ROW) Summary

Construction Package	Total Needed Parcels October 31, 2021	Total Parcels Delivered to Date October 31, 2021	Remaining Parcels to be Delivered October 31, 2021
CP 1	1,058	976	82
CP 2-3	973	830	143
CP 4	236	193	43
Total	2,267	1,999	268

CP 1-4 – Parcel Delivery to Design-Builder (DB) Summary



Notes:

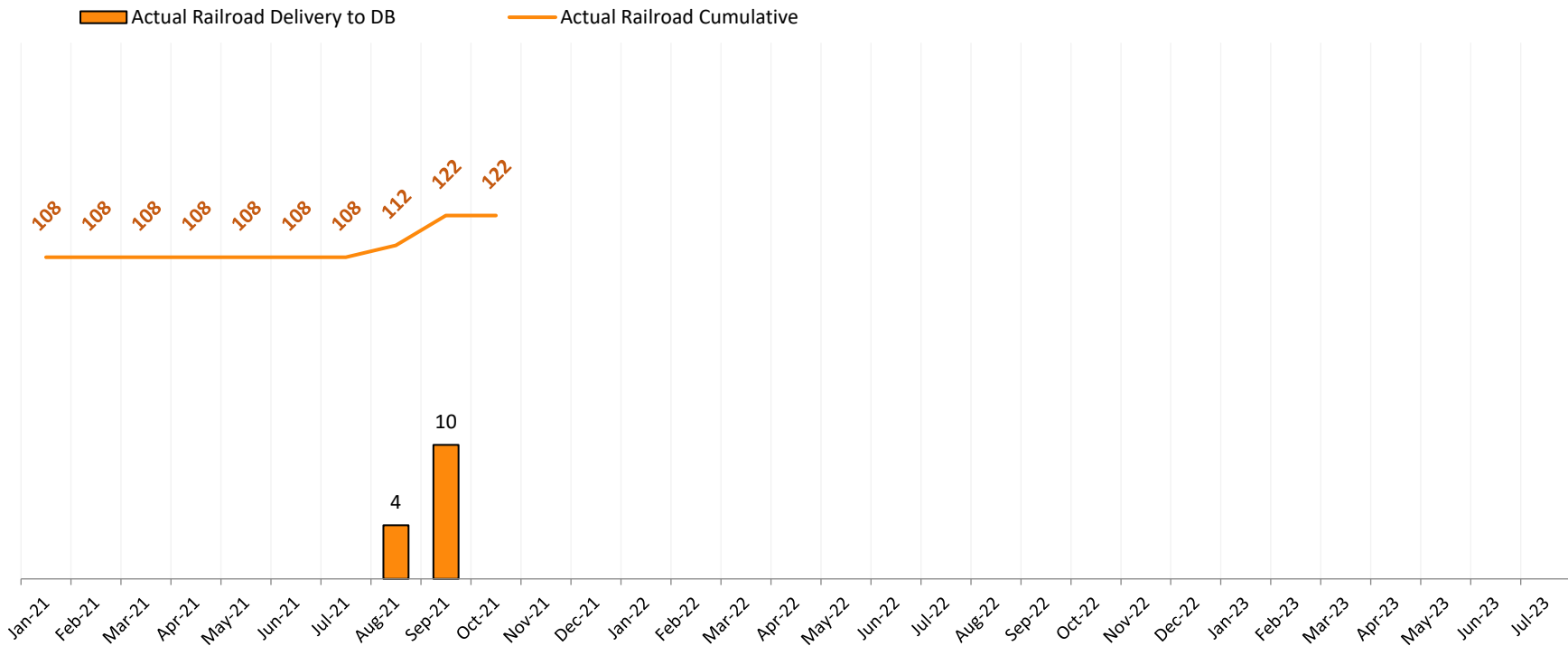
1. This reflects the actual parcels delivered to the Design-Builder by month compared to the planned delivery schedule which identifies 90% and 95% milestone completion for CP 1-4. The 90% and 95% milestone completion does not include any additional parcels that may be added.
2. Two parcels added to Total Needed Parcels, and 26 parcels removed due to optimized design. Net decrease of 24 parcels.

CP 1-4 – Real Property/Right-of-Way (ROW) Railroad

CP 1-4 – Right-of-Way (ROW) Railroad Summary

Construction Package	Total Needed Railroad Parcels October 31, 2021	Total Railroad Parcels Delivered to Date October 31, 2021	Remaining Railroad Parcels to be Delivered October 31, 2021
CP 1	83	57	26
CP 2-3	54	36	18
CP 4	29	29	0
Total	166	122	44

CP 1-4 – Railroad Parcel Delivery to Design-Builder (DB) Summary



Notes:

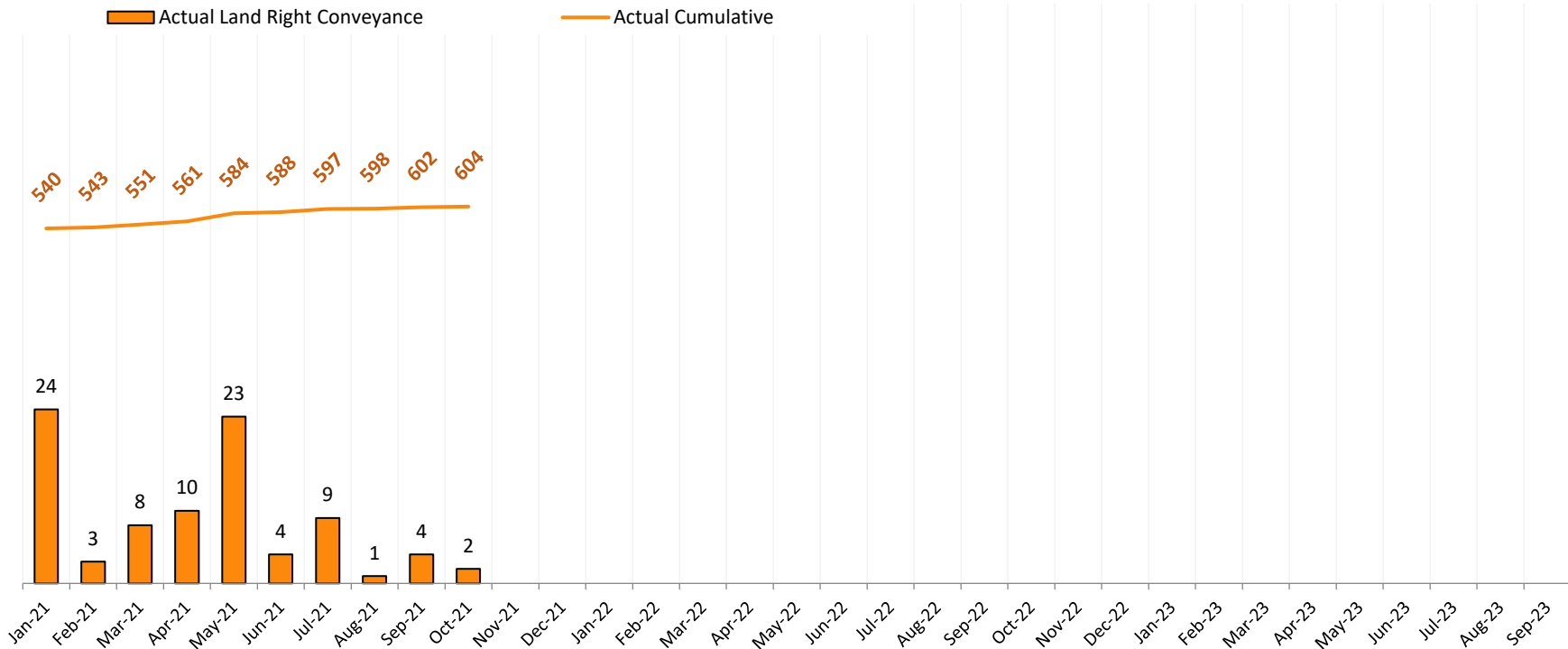
1. The Planned Cumulative line for Railroad Parcel Delivery is being adjusted to reflect Revised Baseline Schedule (RBS) Revision 3 and will be reflected in a subsequent report.

CP 1-4 – Tier 1 Land Right Conveyances Required Prior to Construction (PG&E, SCE, FID, FMFCD)

CP 1-4 – Tier 1 Land Right Conveyances Required Prior to Construction (PG&E, SCE, FID, FMFCD) Summary

Construction Package	Total Needed Land Right Conveyances October 31, 2021	Total Land Right Conveyances Approved ⁽³⁾ October 31, 2021	Remaining Land Right Conveyances to be Approved October 31, 2021
CP 1	439	330	109
CP 2-3	433	234	199
CP 4	88	40	48
Total	960	604	356

CP 1-4 – Tier 1 Land Right Conveyances Required Prior to Construction (PG&E, SCE, FID, FMFCD) Summary



Notes:

1. The Planned Cumulative line for Land Right Conveyances is being adjusted to reflect Revised Baseline Schedule (RBS) Revision 3 and will be reflected in a subsequent report.
2. The term "Approved" is defined as land right conveyances with Director of Real Property for signature, PG&E for signature, or recorded.

Third-Party Agreements – 119-Mile Central Valley Segment

CP 1-4 – Look Ahead - Estimated Completion Timeline for Critical Third-Party Agreements

Entity	Project Section	Result of Resolution	Previous Estimated Completion	Current Estimated Completion
City of Wasco	CP 4	Covers transfer of ROW between Authority and City of Wasco. Grants immediate right of possession to Authority and use of existing ROW for construction. Authority is currently in active negotiations with City of Wasco. Latest updated draft was provided to City for review in October 2021.	Jul-20	Dec-21
City of Wasco	CP 4	Defines ownership and maintenance of grade separations between Authority and City of Wasco in perpetuity. Authority is currently in active negotiations with City of Wasco. Latest updated draft was provided to City of Wasco for review in October 2021.	Jul-20	Dec-21
City of Wasco	CP 4	Grade Separation Agreement details the parties' obligations regarding design and construction work for Poso Avenue grade separation, Poso and J Street extensions, 6 th Street closure, and Amtrak pedestrian underpass. Authority is currently in active negotiations with the City of Wasco. Latest updated draft was provided to City of Wasco for review in October 2021.	N/A	Dec-21

CONSTRUCTION PACKAGE 1 (CP 1) OVERVIEW⁽¹⁾

CP 1 – Design-Build Contract Summary⁽²⁾

Milestones

Milestone	Date
Request for Quote (RFQ) Date:	11/15/2011
Statement of Qualification (SOQ) Date:	12/19/2011
Request for Proposal (RFP) Date:	03/22/2012
Proposal:	01/18/2013
Bid Open Date:	04/13/2013
Award Date:	08/16/2013
Notice to Proceed (NTP) 1 Date:	10/15/2013
Notice to Proceed (NTP) 2 Date:	11/22/2013
Notice to Proceed (NTP) 3 Date:	07/11/2014
Original Completion Date:	03/31/2018
Current Forecast Contract Completion Date ⁽³⁾ :	03/04/2024
Current Forecast Substantial Completion Date⁽⁴⁾:	12/29/2023

Contract Value

Description	Amount
Fixed Bid Price:	\$969,988,000.00
Provisional Sums:	\$53,000,000.00
Original Contract Price:	\$1,022,988,000.00
Executed Change Orders:	\$1,403,672,128.94
Current Contract Amount:	\$2,426,660,128.94
Approved Invoices to Date:	\$1,615,472,479.16
Remaining Contract Balance:	\$811,187,649.78

Contract Time Status

Description	Duration
Original Contract Days:	1,628
Extension of Time Awarded:	2,099
Current Forecast Contract Days:	3,727
Calendar Days Worked (thru 10/31/2021):	2,938

Expended to Date

Description	Percentage
Time:	78.8%
Dollars:	66.6%

Growth Percentage

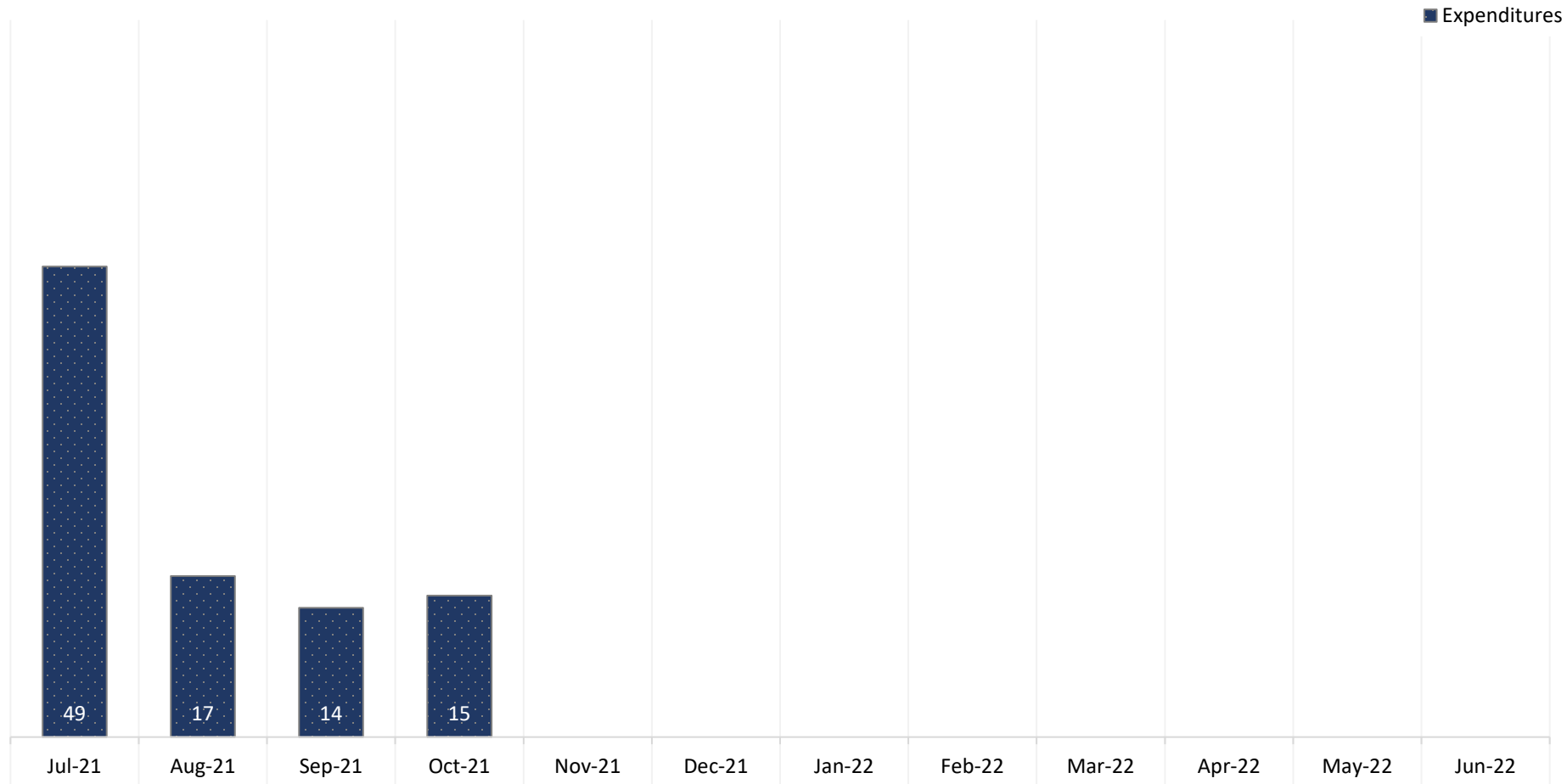
Description	Percentage
Time:	128.9%
Dollars:	137.2%

Notes:

- Information in this section is coming from data provided by the PCM – Monthly Status Report.
- Updated to align with Current Substantial Completion Date based on Expenditure Authorization (pending executed change order).
- Expenditure Authorization Current Forecast Substantial Completion Date (pending executed change order) – December 29, 2023.
- Contract Time Status (Extension of Time Awarded and Current Forecast Contract Days), Expended to Date (Time), and Growth Percentage (Time) calculation is based on the Current Substantial Completion Date.

CP 1 – Design-Build Expenditures

CP 1 – Monthly Expenditures (\$ Millions)



Notes:

- 1. Expenditures in the chart above are specific to the Design-Builder production and based on the Capital Outlay and Expenditure Report.

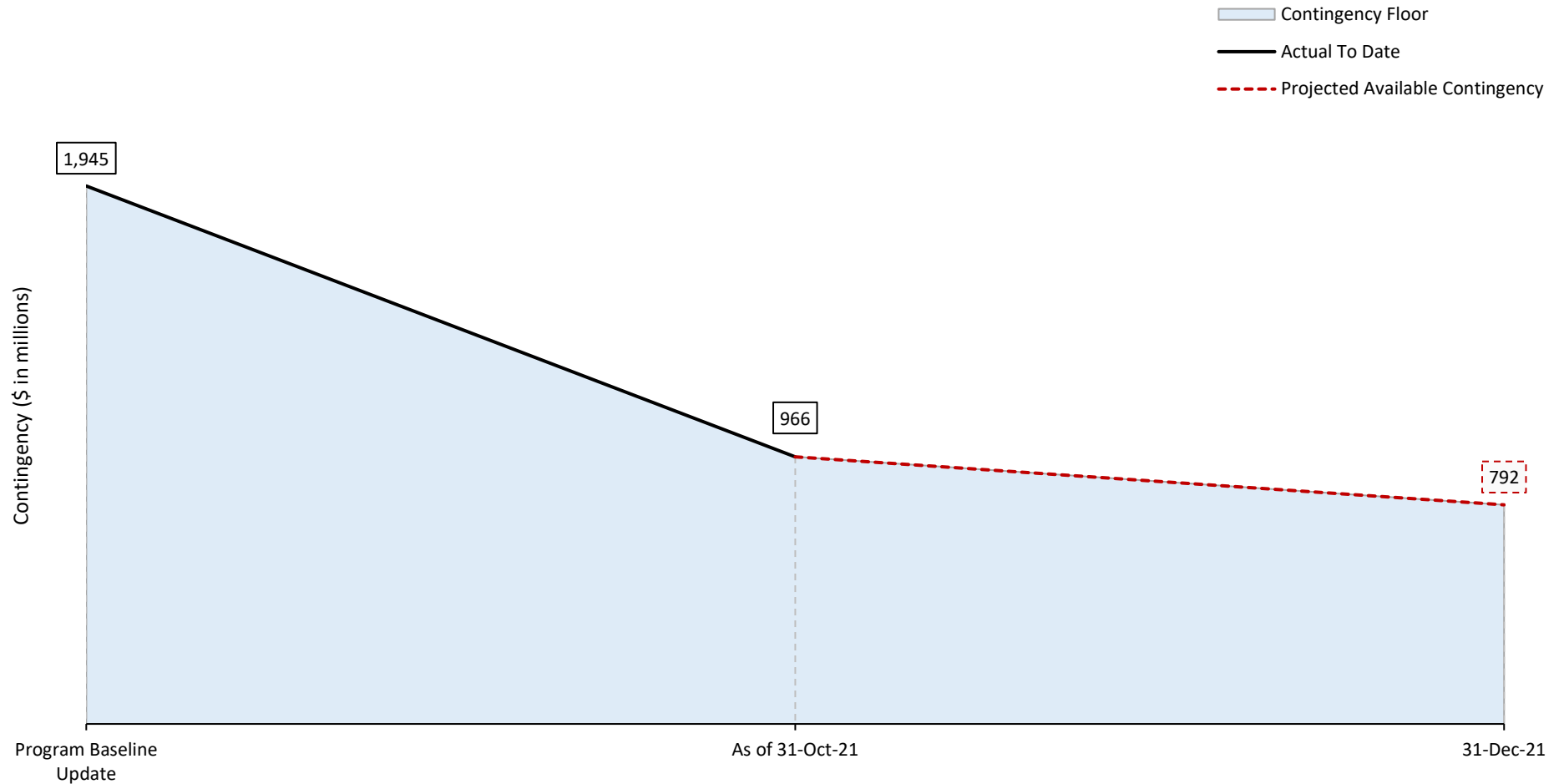
CP 1 – Change Orders

CP 1 – Change Order Status

CO Number	Title	Change Status	Amount	Executed Date
00398	Avenue 15 and 15.5 Realignment Changes - Design	Executed	\$176,269.00	27-Oct-21
00325	Major Storm Flow Requirements at Belmont Ave - Design	Executed	\$61,489.00	07-Oct-21
00396	Property FB-10-0756, 0883 Demolition and Removal of Sands Motel	Executed	\$62,338.00	01-Oct-21
TOTAL			\$300,096.00	

CP 1 – Risk Contingency

CP 1 – Risk Contingency Status

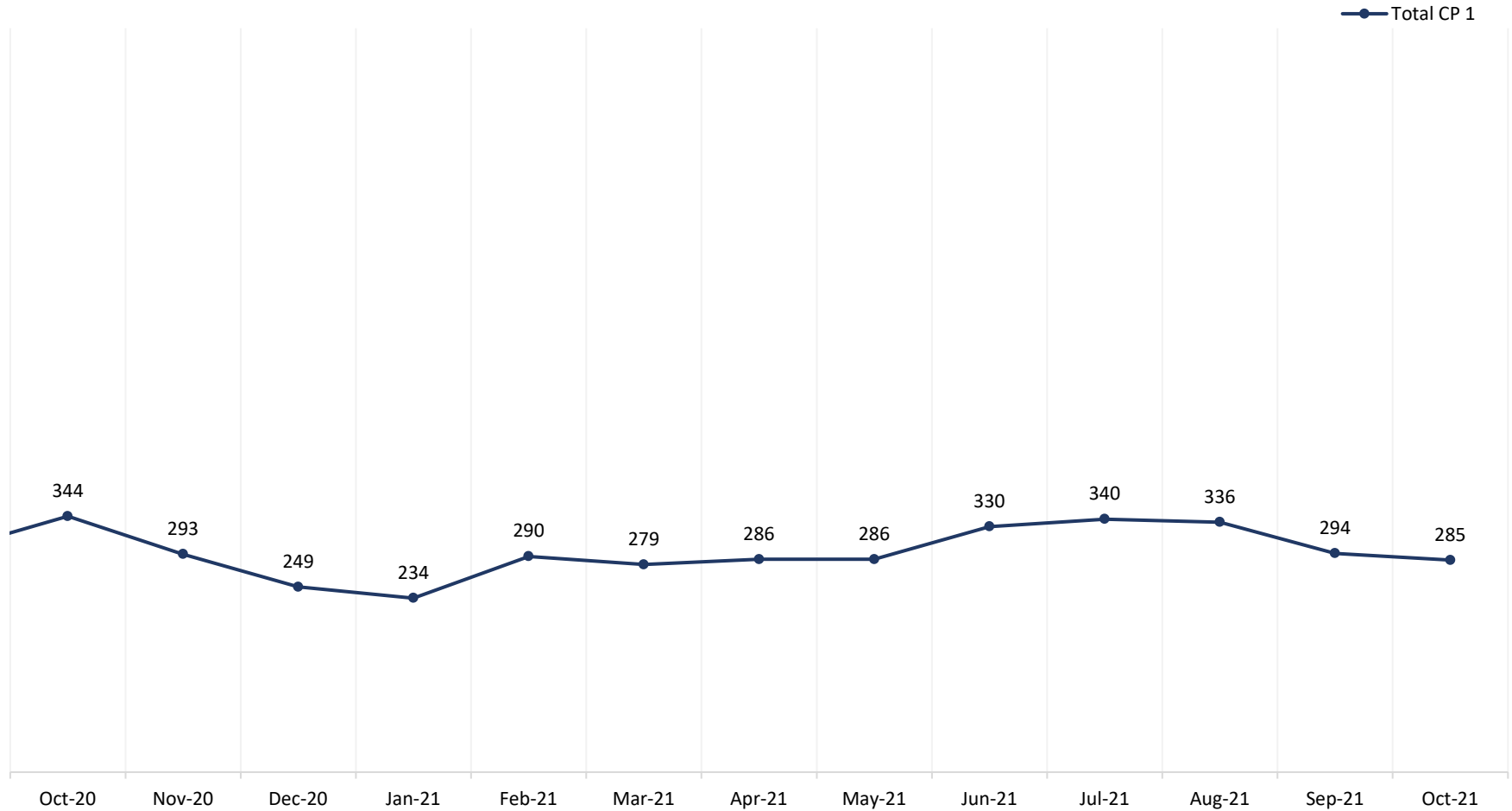


Notes:

1. The contingency drawdown curve has been revised to reflect projected contingency drawdown for the entire CP 1-4 Project through the end of the current quarter (31-Dec -21).
2. Based on the current change order forecast, this is the expected drawdown on the CP Revision 1 budgeted contingency. New budgeted contingency values for the CP will be established in Revision 2 (currently pending approval).
3. Forecasted drawdown is based on the DB contingency only. No forecasts have been provided for Project and Construction Management (PCM), ROW, Provisional Sum, or Third-Party Allocated Contingency.
4. Remaining contingency balance reflects executed change orders and BOC approved items.
5. Contingency Report Charts have been updated based on updated change order forecasts.

CP 1 – Monthly Construction Labor

CP 1 – Monthly Construction Workforce Total – Actual

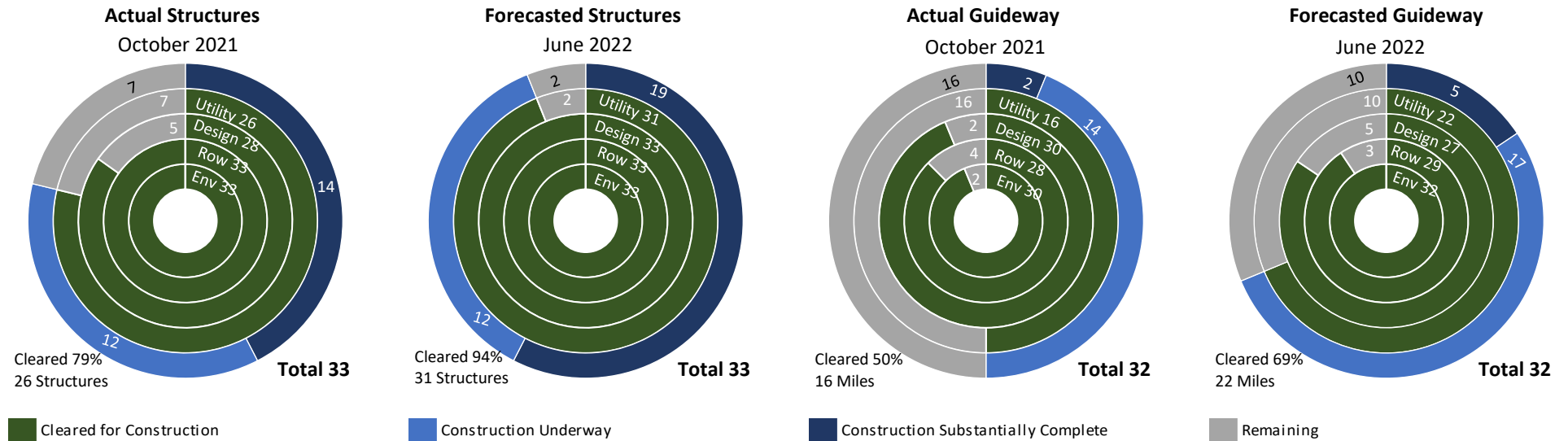


Notes:

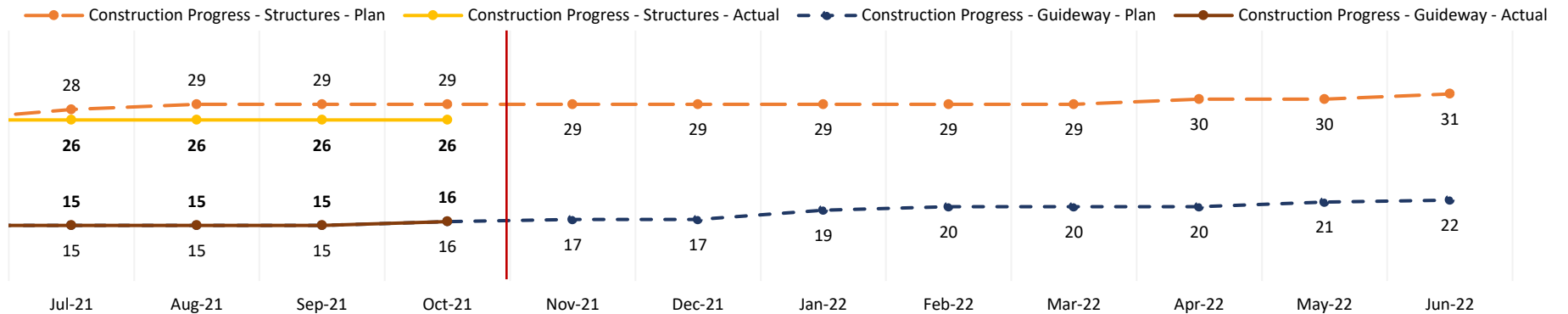
1. The construction labor numbers (full-time employees) are based on the weekly totals divided by the number of weeks within the working calendar month and represents the Average Daily Site Workers (by Week).

CP 1 – Construction Progress

CP 1 – Construction Progress



CP 1 – Structures and Guideway Progress – Planned vs. Actual



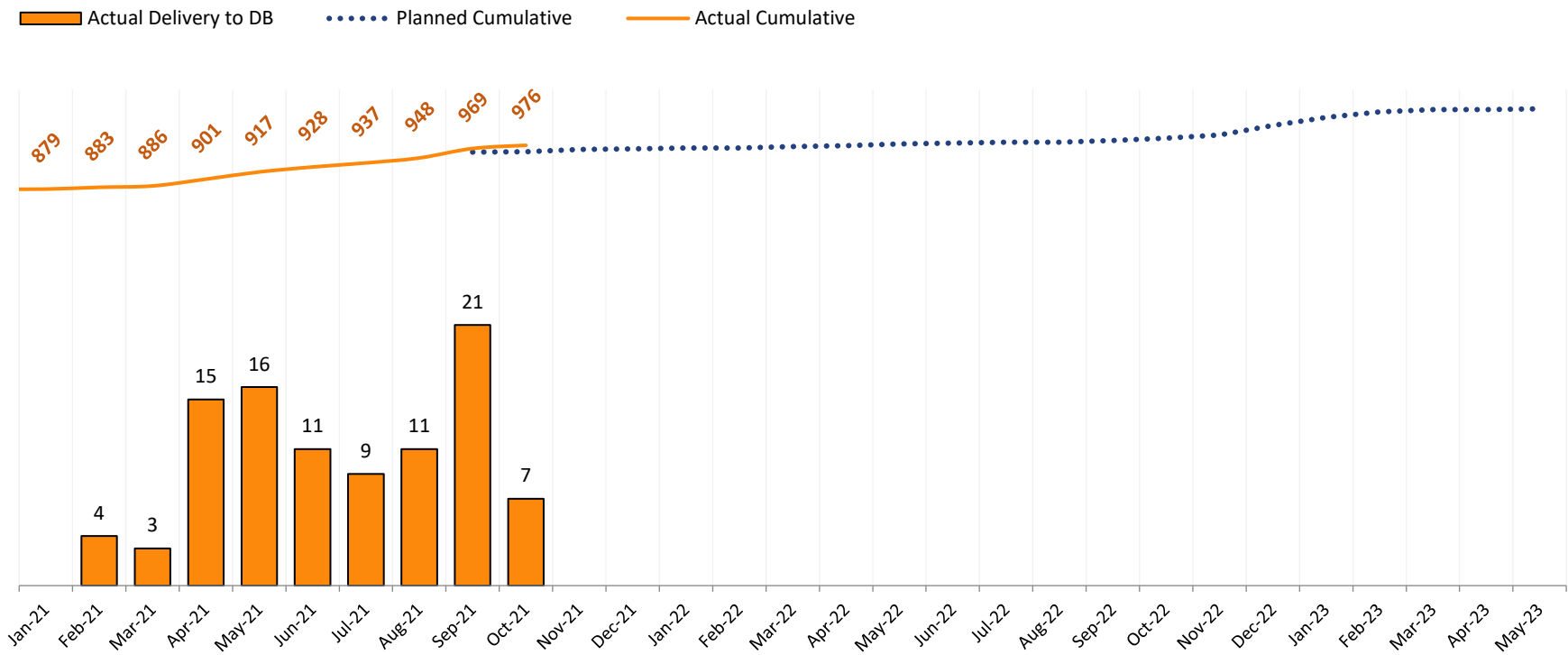
- Notes:**
- The chart above incorporates Revised Baseline Schedules (RBS) Revision 2 data.
 - Total Structures: 33 structures:
 - 26 structures underway/substantially complete. Three behind. Central Avenue did not start in July as planned due to outstanding land conveyance issue. Jensen Trench did not start as planned in July due to resubmittal of crossing application requiring additional time. Avenue 17 required re-submittal for 6-Month shelf life (September 2021).
 - Total Guideway: 32 miles:
 - 16 miles underway/substantially complete. On target. Guideway Design is already ahead by three compared to the forecasted 27 Cleared for Construction in June 2022.

CP 1 – Real Property/Right-of-Way (ROW)

CP 1 – Right-of-Way (ROW) Summary

Construction Package	Total Needed Parcels October 31, 2021	Total Parcels Delivered to Date October 31, 2021	Remaining Parcels to be Delivered October 31, 2021
CP 1	1,058	976	82

CP 1 – Parcel Delivery to Design-Builder (DB) Summary



Notes:

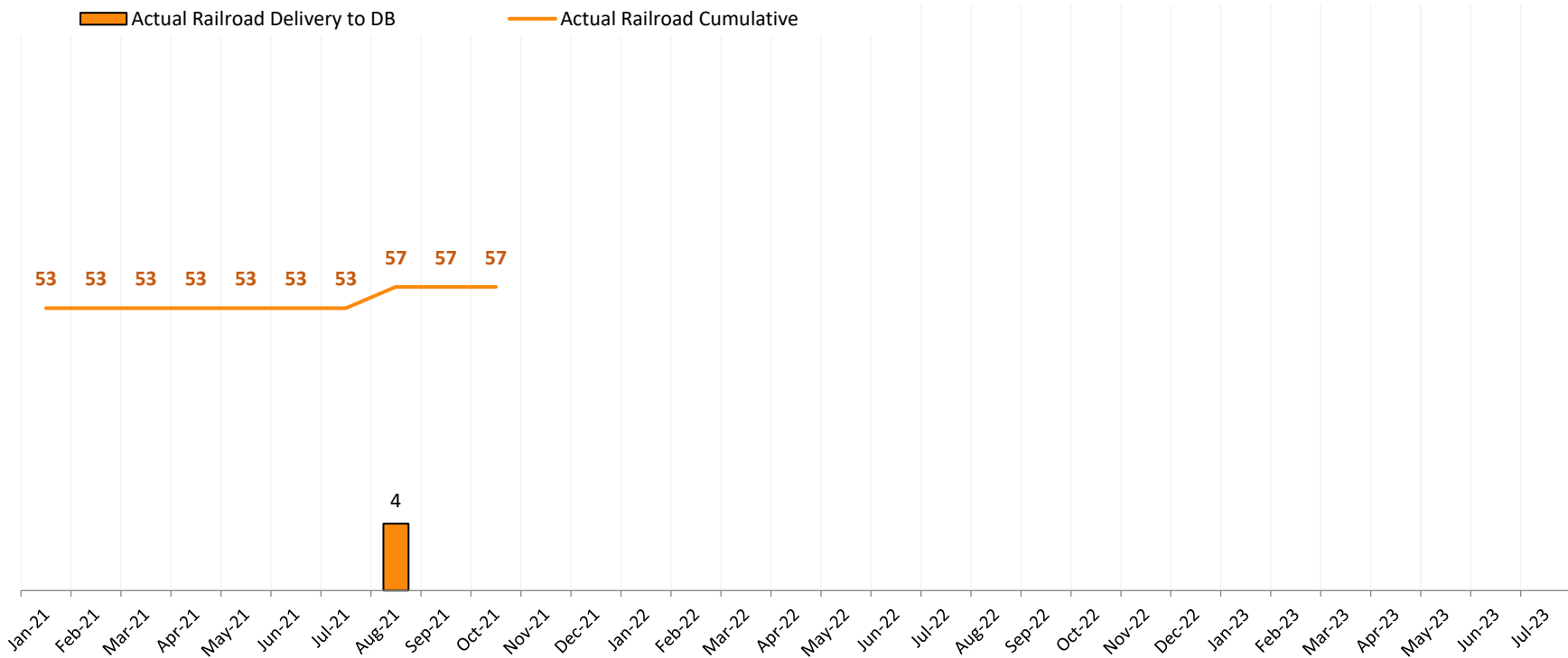
1. This reflects the actual parcels delivered to the Design-Builder by month and projection based on the Revised Baseline Schedules (RBS) Revision 3.
2. One parcel added and nine removed from Total Needed Parcels.

CP 1 – Real Property/Right-of-Way (ROW) Railroad

CP 1 – Right-of-Way (ROW) Railroad Summary

Construction Package	Total Needed Railroad Parcels October 31, 2021	Total Railroad Parcels Delivered to Date October 31, 2021	Remaining Railroad Parcels to be Delivered October 31, 2021
CP 1	83	57	26

CP 1 – Railroad Parcel Delivery to Design-Builder (DB) Summary



Note:

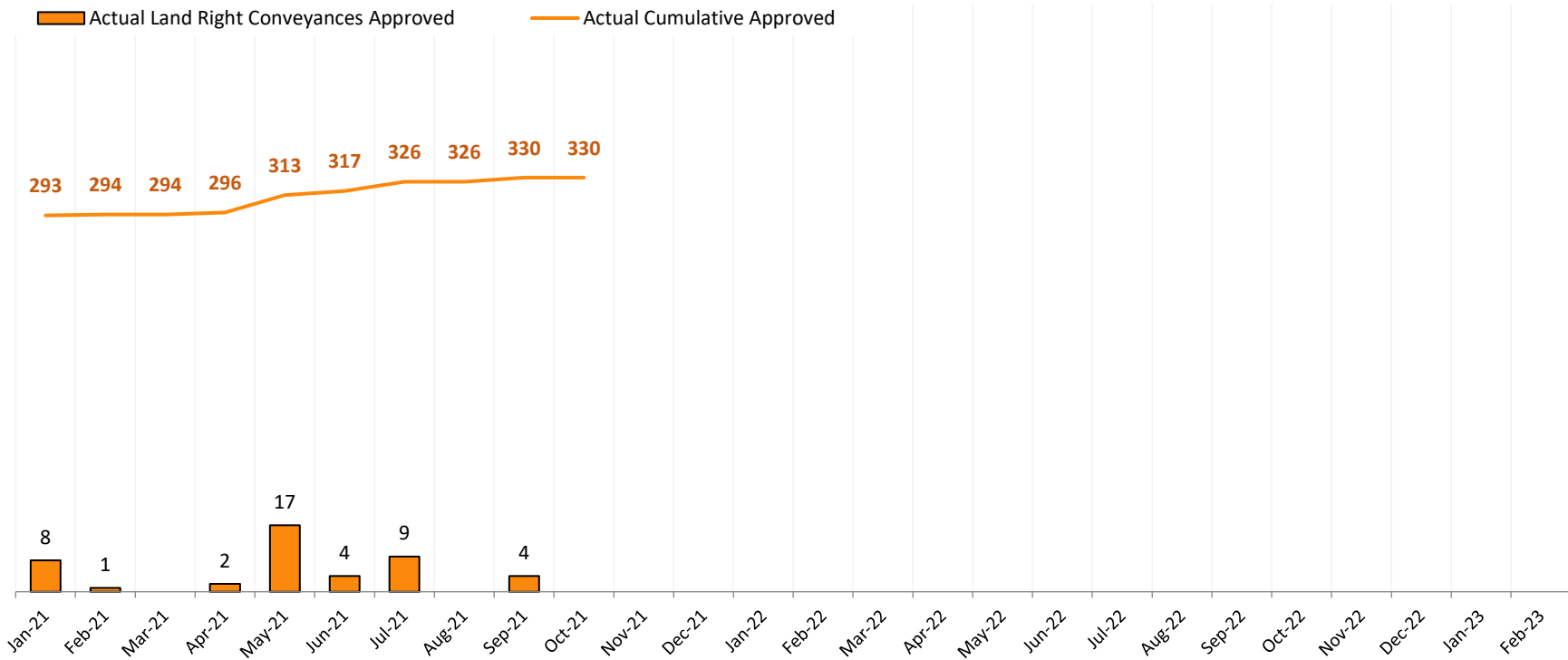
1. The Planned Cumulative line for Railroad Parcel Delivery is being adjusted to reflect Revised Baseline Schedule (RBS) Revision 3 and will be reflected in a subsequent report.

CP 1 – Tier 1 Land Right Conveyances Required Prior to Construction (PG&E, SCE, FID, FMFCD)

CP 1 – Tier 1 Land Right Conveyances Required Prior to Construction (PG&E, SCE, FID, FMFCD) Summary

Construction Package	Total Needed Land Right Conveyances October 31, 2021	Total Land Right Conveyances Approved ⁽³⁾ to Date October 31, 2021	Remaining Land Right Conveyances to be Approved October 31, 2021
CP 1	439	330	109

CP 1 – Tier 1 Land Right Conveyances Required Prior to Construction (PG&E, SCE, FID, FMFCD) Summary



Notes:

1. The Planned Cumulative line for Land Right Conveyances is being adjusted to reflect Revised Baseline Schedule (RBS) 3 and will be reflected in a subsequent report.
2. The term "Approved" is defined as land right conveyances with Director of Real Property for signature, PG&E for signature, or recorded.

CONSTRUCTION PACKAGE 2-3 (CP 2-3) OVERVIEW⁽¹⁾

CP 2-3 – Design-Build Contract Summary⁽²⁾

Milestones

Milestone	Date
Request for Quote (RFQ) Date:	10/09/2013
Statement of Qualification (SOQ) Date:	12/13/2013
Request for Proposal (RFP) Date:	04/03/2014
Proposal:	10/30/2014
Bid Open Date:	12/11/2014
Award Date:	06/10/2015
Late Notice to Proceed (LNTP) Date:	06/12/2015
Notice to Proceed (NTP) Date:	07/25/2015
Original Completion Date:	08/19/2019
Current Forecast Contract Completion Date ⁽³⁾ :	03/06/2024
Current Forecast Substantial Completion Date⁽⁴⁾:	12/31/2023

Contract Value

Description	Amount
Fixed Bid Price:	\$1,205,335,890.00
Provisional Sums:	\$160,000,000.00
Original Contract Price:	\$1,365,335,890.00
Executed Change Orders:	\$788,127,833.42
Current Contract Amount:	\$2,153,463,723.42
Approved Invoices to Date:	\$1,441,687,644.43
Remaining Contract Balance:	\$711,776,078.99

Contract Time Status

Description	Duration
Original Contract Days:	1,486
Extension of Time Awarded:	1,595
Current Forecast Contract Days:	3,081
Calendar Days Worked (thru 10/31/2021):	2,290

Expended to Date Percentage

Description	Percentage
Time:	74.3%
Dollars:	66.9%

Growth Percentage

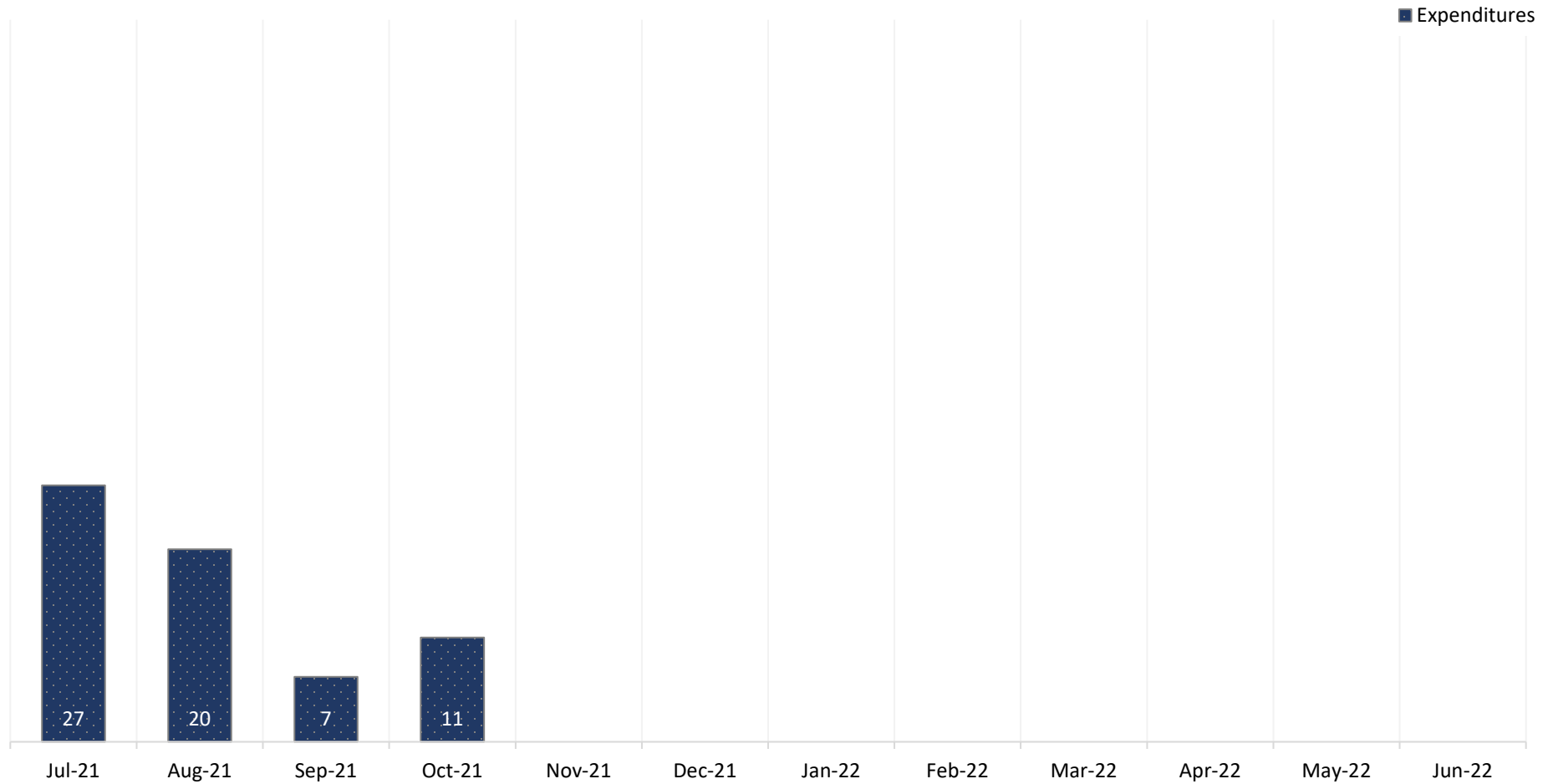
Description	Percentage
Time:	107.3%
Dollars:	57.7%

Notes:

- Information in this section is coming from data provided by the PCM – Monthly Status Report.
- Updated to align with Current Substantial Completion Date based on Expenditure Authorization (pending executed change order).
- Expenditure Authorization Current Forecast Substantial Completion Date (pending executed change order) – December 31, 2023.
- Contract Time Status (Extension of Time Awarded and Current Forecast Contract Days) Expended to Date (Time), and Growth Percentage (Time) calculation is based on the Current Substantial Completion Date.

CP 2-3 – Design-Build Expenditures

CP 2-3 – Monthly Expenditures (\$ Millions)



Notes:

1. Expenditures in the chart above are specific to the Design-Builder production and based on the Capital Outlay and Expenditure Report.
2. ROW acquisition delayed at various locations. ROW resolution at Dutch John opens the entire Dutch John Viaduct area for construction, which facilitates an increase in production.

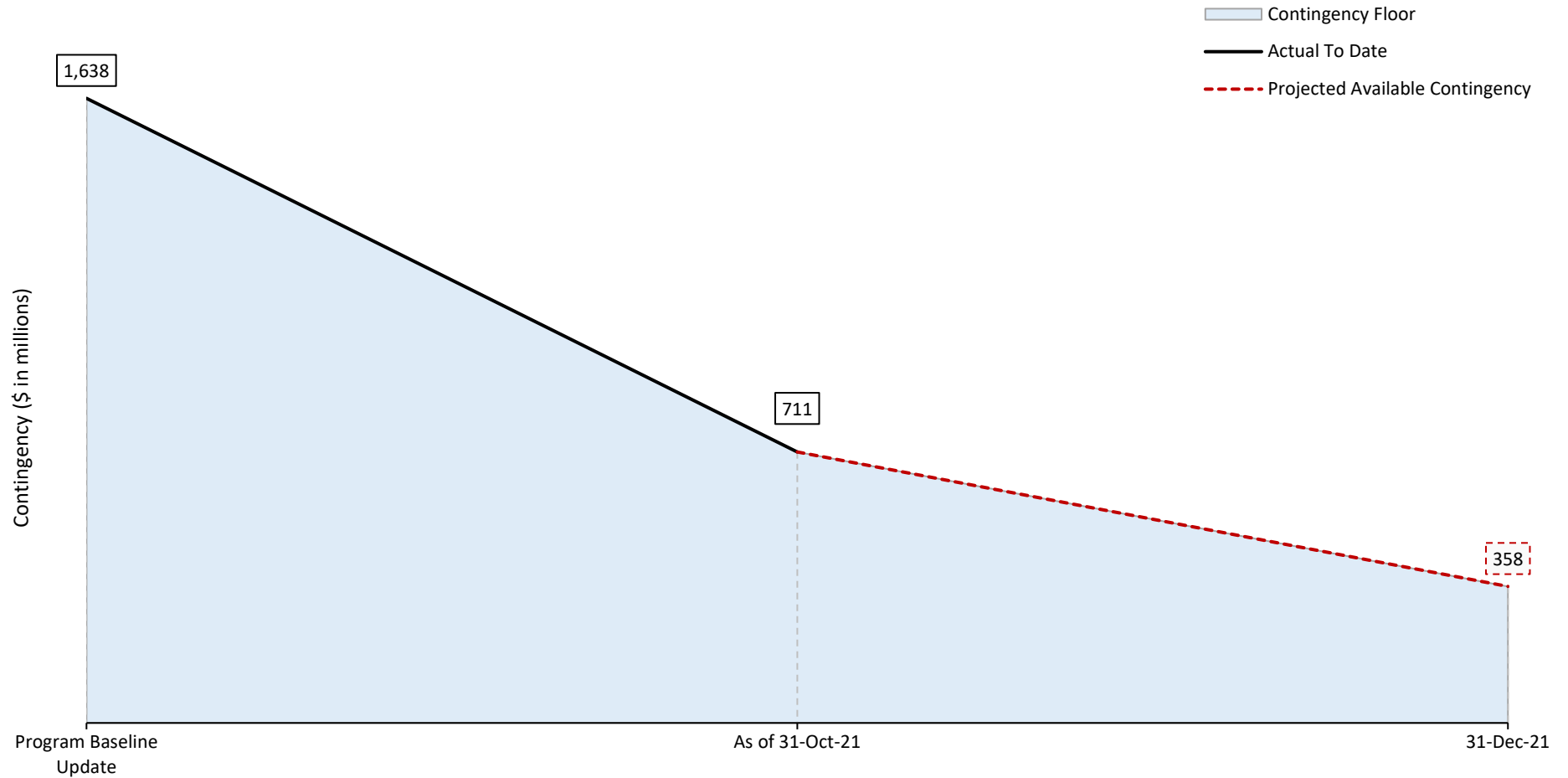
CP 2-3 – Change Orders

CP 2-3 – Change Order Status

CO Number	Title	Change Status	Amount	Executed Date
00275	Building 76 Miscellaneous Maintenance, Key Cards, and Alarm Codes	Executed	\$25,000.00	20-Oct-21
00272	DTSC Reimbursement Agreement - PureGro Corcoran	Executed	\$37,545.00	20-Oct-21
00168.3	Extended Environmental Scope Services	Executed	\$398,510.00	20-Oct-21
00168.4	Extended Environmental Scope Services	Executed	\$368,981.00	20-Oct-21
00024.21	Hazardous Materials – Asbestos and Lead Abatement – 2460 E. Manning Avenue	Executed	\$163,292.00	20-Oct-21
00273	Increase Carrier Pipe Size	Executed	\$28,496.00	20-Oct-21
00070.1	GTC - Kent Kansas Phase 2	Executed	\$647,100.00	19-Oct-21
00267	Whitley Ave (SR-137) Design Changes for Caltrans UTC	Executed	\$867,600.00	15-Oct-21
00262	Hanford Armona – AT&T Utility Relocation	Executed	\$46,392.00	15-Oct-21
00263	S3 - Nighttime Construction Light Shading	Executed	\$91,346.00	15-Oct-21
00274	DL40 Caltrans Spec - Change - Radar Feedback Signs @ Tule River Bypass	Executed	\$45,297.00	15-Oct-21
00177.1	Lawrence Ditch Grading at TeVelde Dairy	Executed	\$54,510.00	15-Oct-21
00060.3	Alpaugh Irrigation District – Ground Disturbance	Executed	\$52,800.00	15-Oct-21
00045.23	Escalation Costs - July 2021	Executed	\$1,151,483.00	14-Oct-21
TOTAL			\$3,978,352.00	

CP 2-3 – Risk Contingency

CP 2-3 – Risk Contingency Status

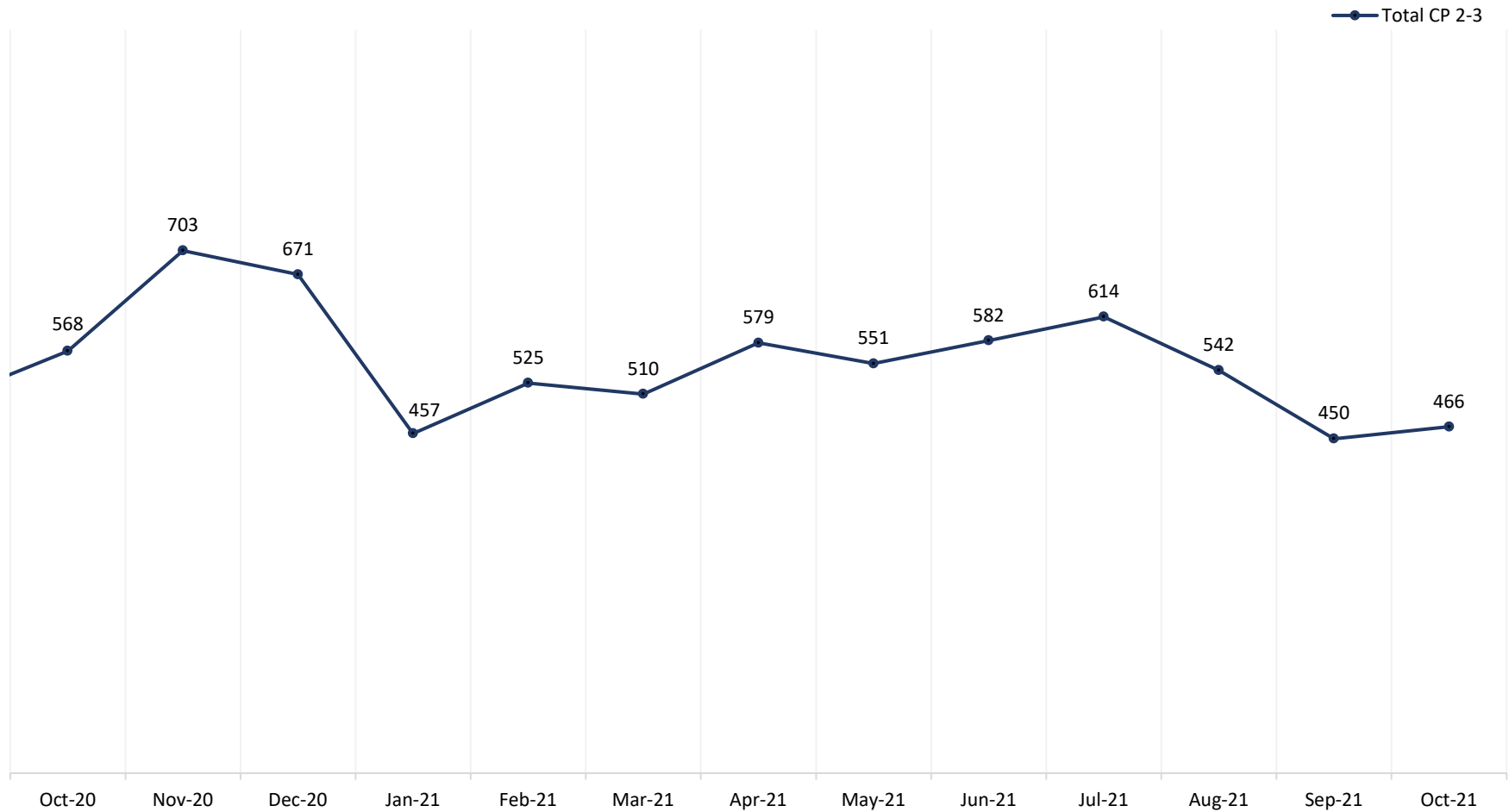


Notes:

1. The contingency drawdown curve has been revised to reflect projected contingency drawdown for the entire CP 1-4 Project through the end of the current quarter (31-Dec-21).
2. Based on the current change order forecast, this is the expected drawdown on the CP Revision 1 budgeted contingency. New budgeted contingency values for the CP will be established in Revision 2 (currently pending approval).
3. Forecasted drawdown is based on the DB contingency only. No forecasts have been provided for Project and Construction Management (PCM), ROW, Provisional Sum, or Third-Party Allocated Contingency.
4. Remaining contingency balance reflects executed change orders and BOC approved items.
5. Contingency Report Charts have been updated based on updated change order forecasts.
6. Forecasted contingency balance expected to be zero in Dec-21, subject to change depending on negotiations.

CP 2-3 – Monthly Construction Labor

CP 2-3 – Monthly Construction Workforce Total – Actual

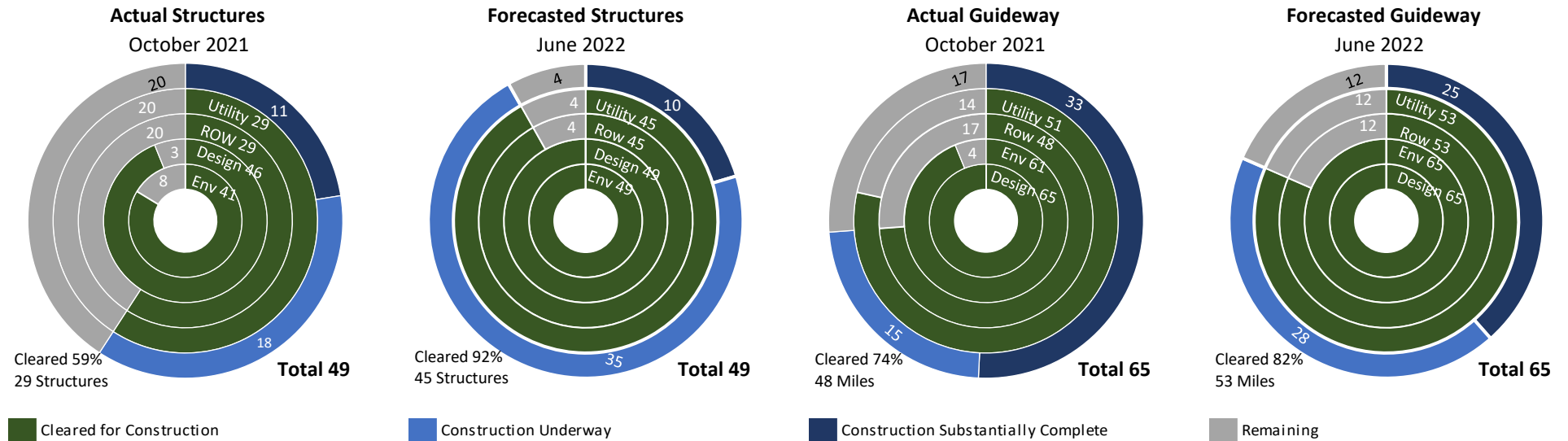


Notes:

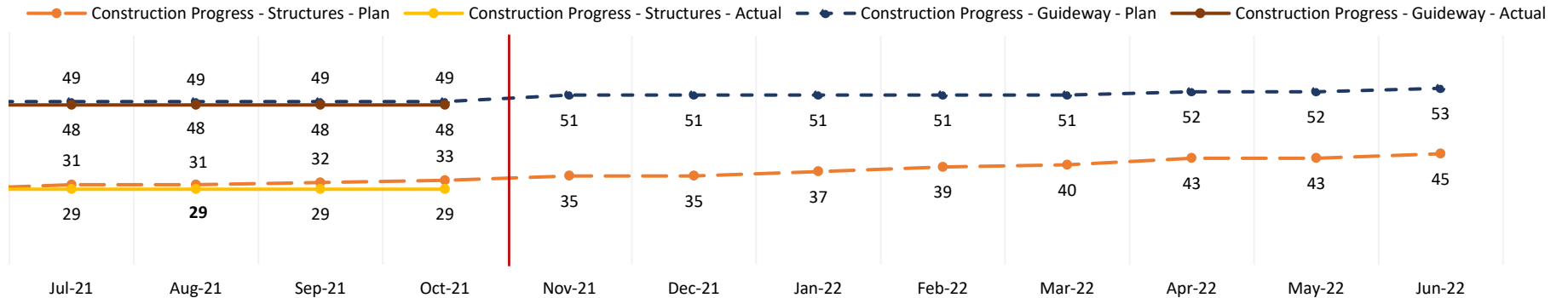
1. The construction labor numbers (full-time employees) are based on the weekly totals divided by the number of weeks within the working calendar month and represents the Average Daily Site Workers (by Week).

CP 2-3 – Construction Progress

CP 2-3 – Construction Progress



CP 2-3 – Structures and Guideway Progress – Planned vs. Actual



Notes:

- The chart above incorporates Revised Baseline Schedules (RBS) Revision 2 data.
- Total Structures: 49 each:
 - 29 structures underway/substantially complete. Four behind. Dutch John, Cole Slough, Grangeville Avenue and Deer Creek Viaduct pending ROW acquisition.
- Total Guideway: 65 miles:
 - 48 miles underway/substantially complete. One mile behind plan. South of Dutch John Cut pending ROW acquisition. Not on the critical path.

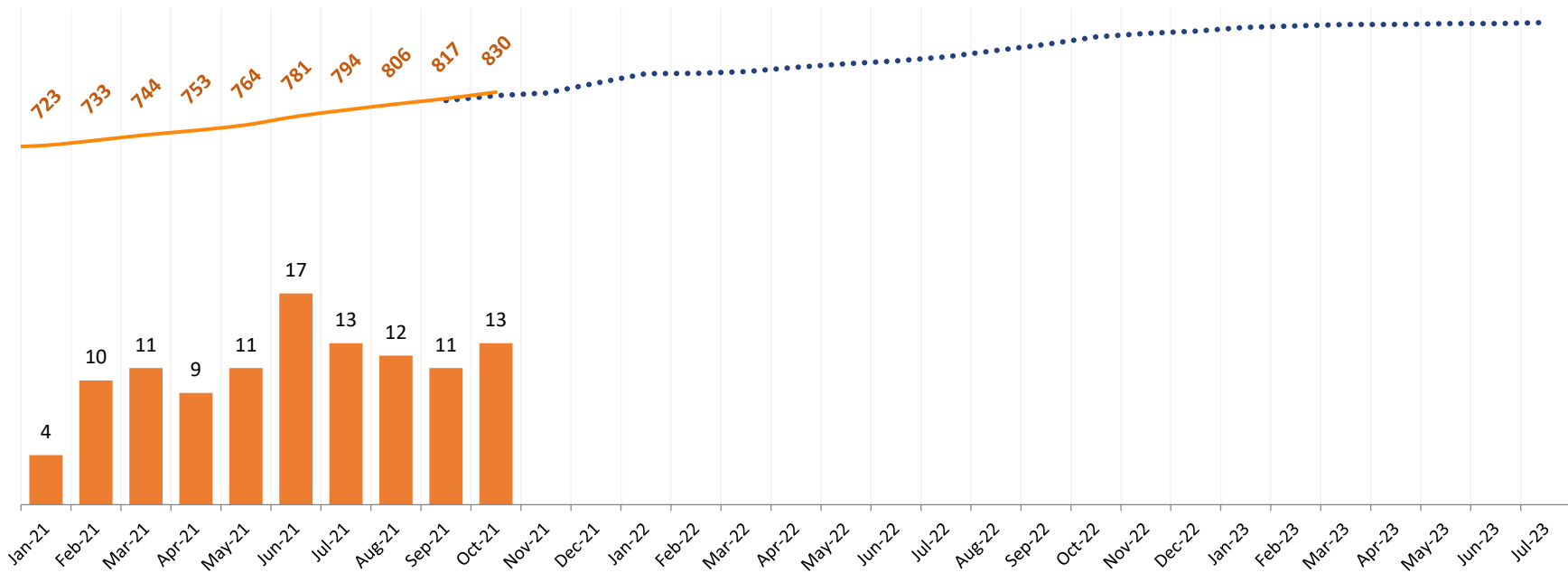
CP 2-3 – Real Property/Right-of-Way (ROW)

CP 2-3 – Right-of-Way (ROW) Summary

Construction Package	Total Needed Parcels October 31, 2021	Total Parcels Delivered to Date October 31, 2021	Remaining Parcels to be Delivered October 31, 2021
CP 2-3	973	830	143

CP 2-3 – Parcel Delivery to Design-Builder (DB) Summary

■ Actual Delivery to DB
 ●●●● Planned Cumulative
 — Actual Cumulative



Notes:

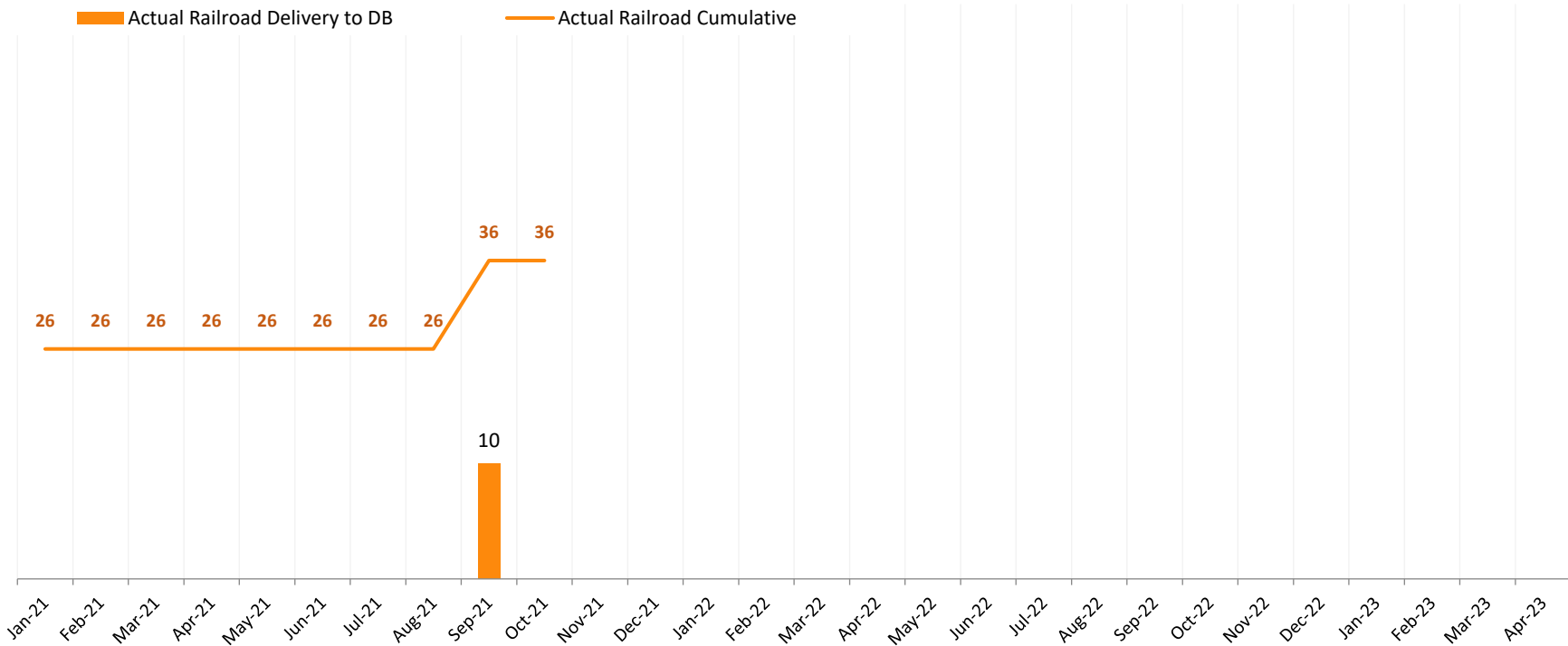
1. This reflects the actual parcels delivered to the Design-Builder by month and projection based on the Revised Baseline Schedule (RBS) Revision 3.
2. One CP 2-3 parcel added and 16 removed from Total Needed Parcels, no longer needed for construction.

CP 2-3 – Real Property/Right-of-Way (ROW) Railroad

CP 2-3 – Right-of-Way (ROW) Railroad Summary

Construction Package	Total Needed Railroad Parcels October 31, 2021	Total Railroad Parcels Delivered to Date October 31, 2021	Remaining Railroad Parcels to be Delivered October 31, 2021
CP 2-3	54	36	18

CP 2-3 – Railroad Parcel Delivery to Design-Builder (DB) Summary



Note:

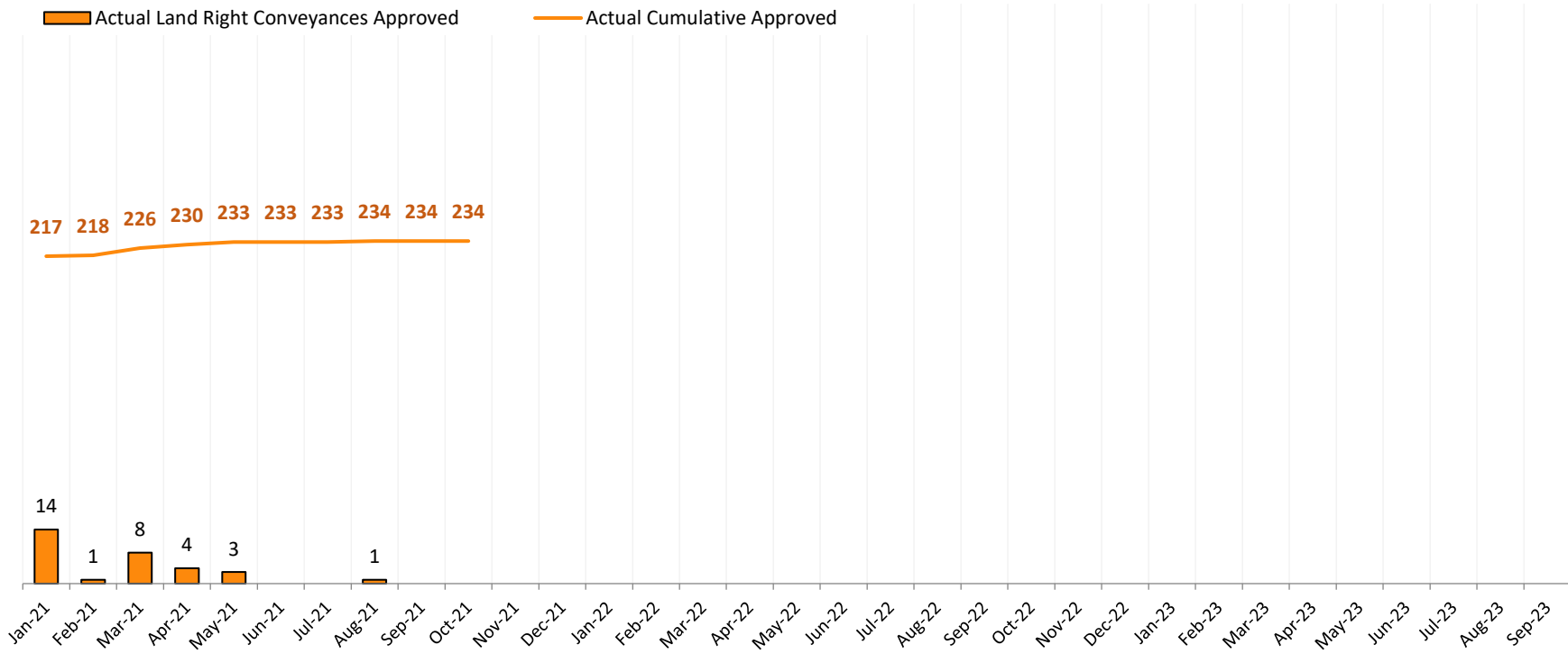
1. The Planned Cumulative line for Railroad Parcel Delivery is being adjusted to reflect Revised Baseline Schedule (RBS) Revision 3 and will be reflected in a subsequent report.

CP 2-3 – Tier 1 Land Right Conveyances Required Prior to Construction (PG&E, SCE, FID, FMFCD)

CP 2-3 – Tier 1 Land Right Conveyances Required Prior to Construction (PG&E, SCE, FID, FMFCD) Summary

Construction Package	Total Needed Land Right Conveyances October 31, 2021	Total Land Right Conveyances Approved ⁽³⁾ to Date October 31, 2021	Remaining Land Right Conveyances to be Approved October 31, 2021
CP 2-3	433	234	199

CP 2-3 – Tier 1 Land Right Conveyances Required Prior to Construction (PG&E, SCE, FID, FMFCD) Summary



Notes:

1. The Planned Cumulative line for Land Right Conveyances is being adjusted to reflect Revised Baseline Schedule (RBS) Revision 3 and will be reflected in a subsequent report.
2. The term "Approved" is defined as land right conveyances with Director of Real Property for signature, PG&E for signature, or recorded.

CONSTRUCTION PACKAGE 4 (CP 4) OVERVIEW⁽¹⁾

CP 4 – Design-Build Contract Summary⁽²⁾

Milestones

Milestone	Date
Request for Quote (RFQ) Date:	11/20/2014
Statement of Qualification (SOQ) Date:	01/30/2015
Request for Proposal (RFP) Date:	05/27/2015
Proposal:	11/25/2015
Bid Open Date:	01/05/2016
Award Date:	02/29/2016
Late Notice to Proceed (LNTP) Date:	03/01/2016
Notice to Proceed (NTP) Date:	04/15/2016
Original Completion Date:	06/03/2019
Current Forecast Contract Completion Date ⁽³⁾ :	08/10/2022
Current Forecast Substantial Completion Date⁽⁴⁾:	06/22/2022

Contract Value

Description	Amount
Fixed Bid Price:	\$337,247,000.00
Provisional Sums:	107,000,000.00
Original Contract Price:	444,247,000.00
Executed Change Orders:	\$208,545,237.10
Current Contract Amount:	\$652,792,237.10
Approved Invoices to Date:	\$491,684,211.00
Remaining Contract Balance:	\$161,108,026.10

Current Time Status

Description	Duration
Original Contract Days:	1,144
Extension of Time Awarded:	1,115
Current Forecast Contract Days:	2,259
Calendar Days Worked (thru 10/31/2021):	2,025

Expended to Date

Description	Percentage
Time:	89.6%
Dollars:	75.3%

Growth Percentage

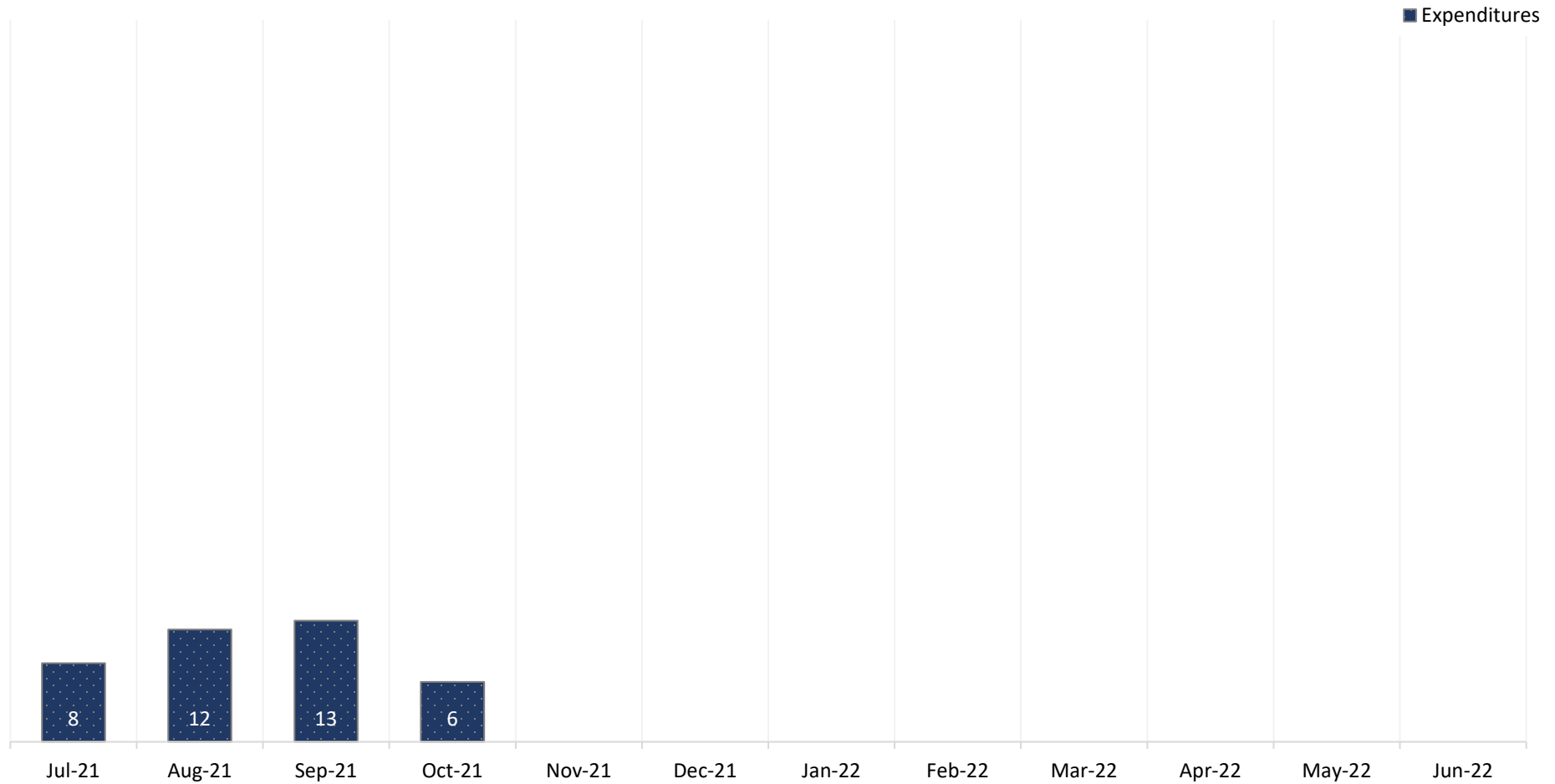
Description	Percentage
Time:	97.5%
Dollars:	46.9%

Notes:

- Information in this section is coming from data provided by the PCM – Monthly Status Report.
- Updated to align with Current Substantial Completion Date based on Expenditure Authorization (pending executed change order).
- Expenditure Authorization Current Forecast Substantial Completion Date (pending executed change order) – June 22, 2022.
- Contract Time Status (Extension of Time Awarded and Current Forecast Contract Days) Expended to Date (Time), and Growth Percentage (Time) calculation is based on the Current Substantial Completion Date.

CP 4 – Design-Build Expenditures

CP 4 – Monthly Expenditures (\$ Millions)



Notes:

1. Expenditures in the chart above are specific to the Design-Builder production and based on the Capital Outlay and Expenditure Report.
2. Reduction of expenditures resulting from weather delay.

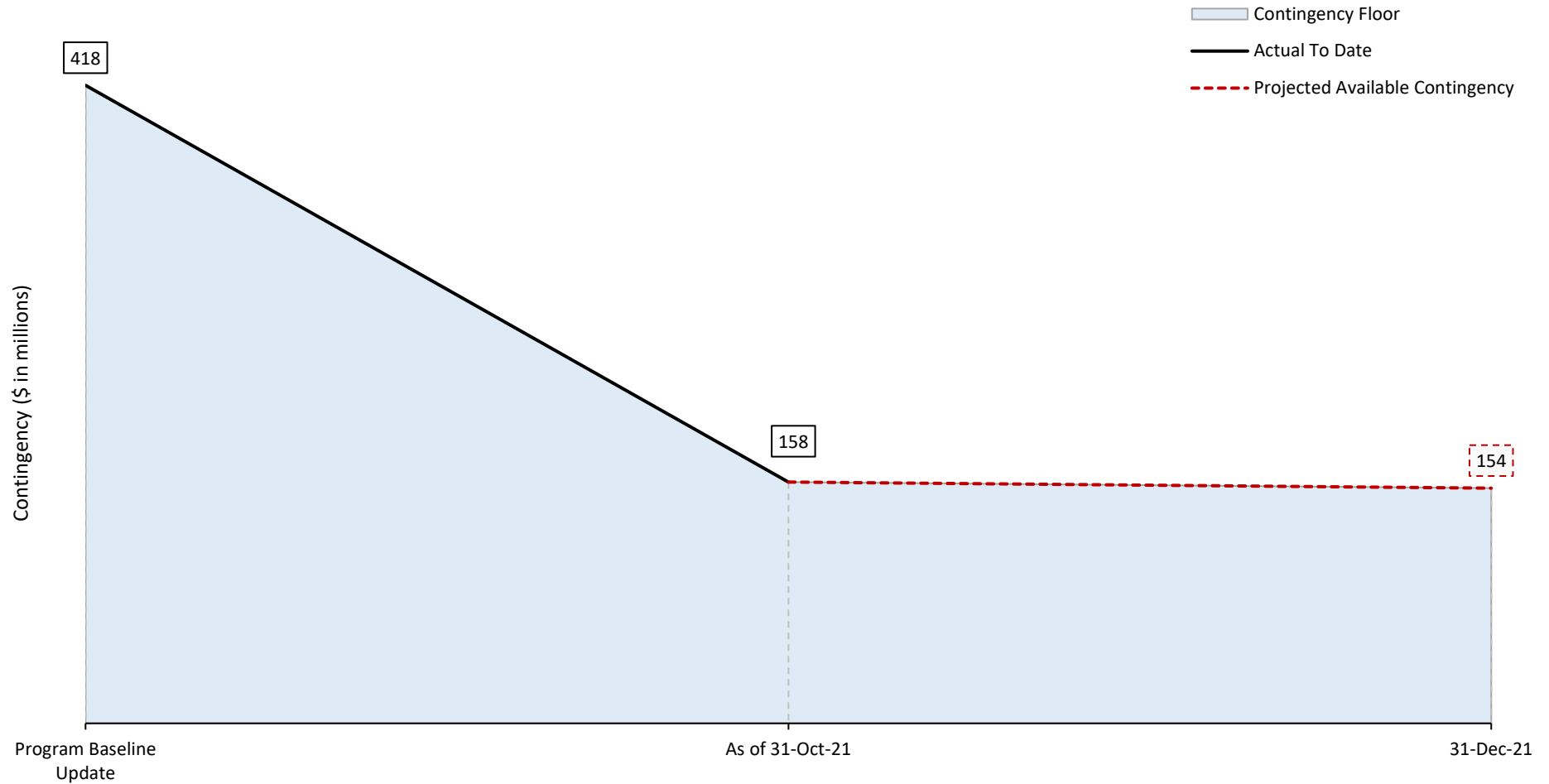
CP 4 – Change Orders

CP 4 – Change Order Status

CO Number	Title	Change Status	Amount	Executed Date
70.1	Additional Costs to Keep Active Zones Environmentally Cleared	Executed	\$1,297,254.71	29-Oct-21
109	Scofield Ave Roadworks Resequencing	Executed	\$381,712.03	29-Oct-21
110	Design changes to retention basin associated with the new SR46 roundabout	Executed	\$60,814.77	29-Oct-21
112	Hazardous Material Remediation Plan	Executed	\$227,261.50	14-Oct-21
90	Design and Construction Costs of Well #13	Executed	\$1,400,000.00	06-Oct-21
91.2	Escalation Payment for the Period from April 01, 2021 through June 30, 2021	Executed	\$390,992.03	05-Oct-21
TOTAL			\$3,758,035.04	

CP 4 – Risk Contingency

CP 4 – Risk Contingency Status

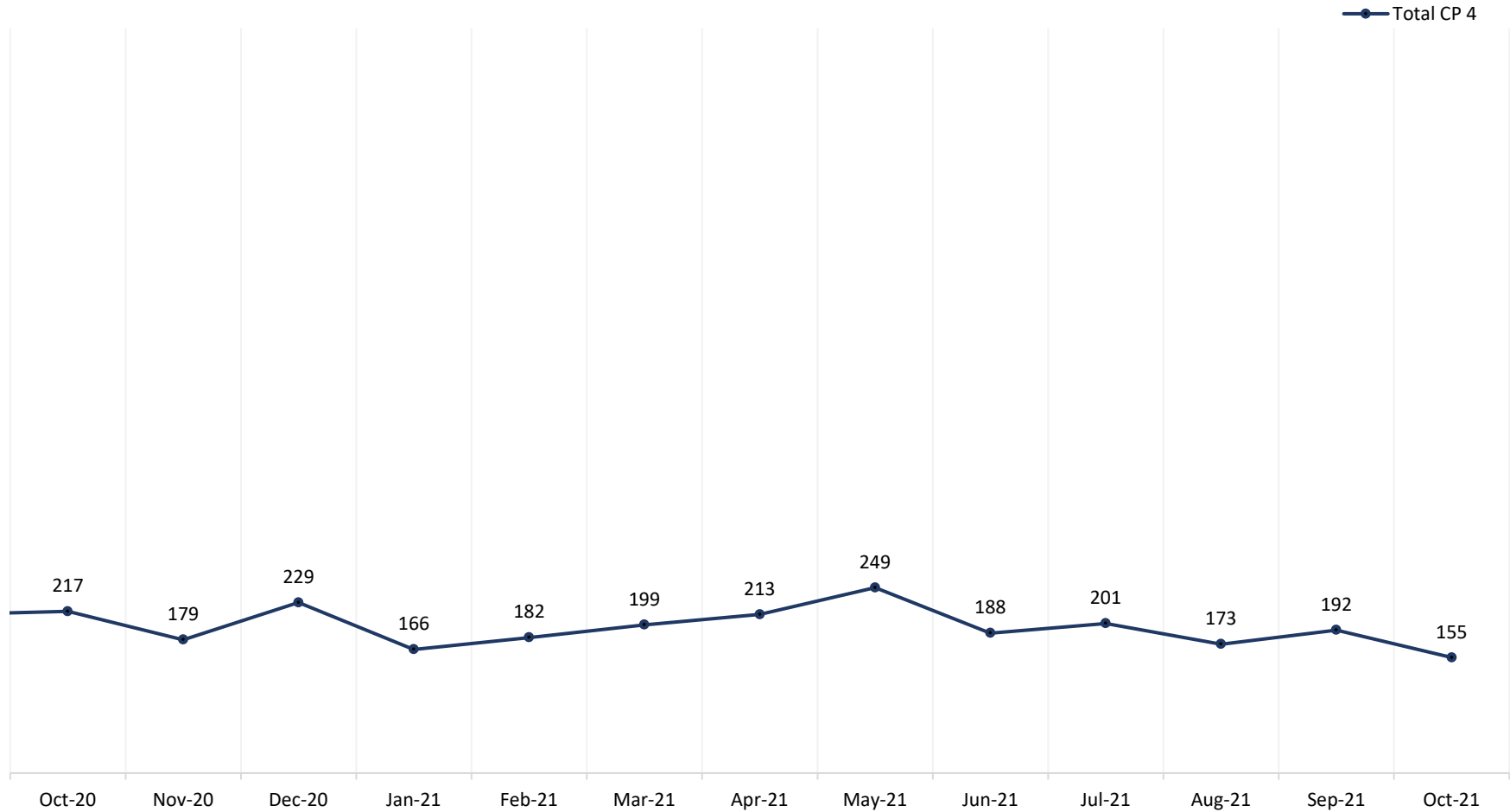


Notes:

1. The contingency drawdown curve has been revised to reflect projected contingency drawdown for the entire CP 1-4 Project through the end of the current quarter (31-Dec-21).
2. Based on the current change order forecast, this is the expected drawdown on the CP Revision 1 budgeted contingency. New budgeted contingency values for the CP will be established in Revision 2 (currently pending approval).
3. Forecasted drawdown is based on the DB contingency only. No forecasts have been provided for Project and Construction Management (PCM), ROW, Provisional Sum, or Third-Party Allocated Contingency.
4. Remaining contingency balance reflects executed change orders and BOC approved items.
5. Contingency Report Charts have been updated based on updated change order forecasts.

CP 4 – Monthly Construction Labor

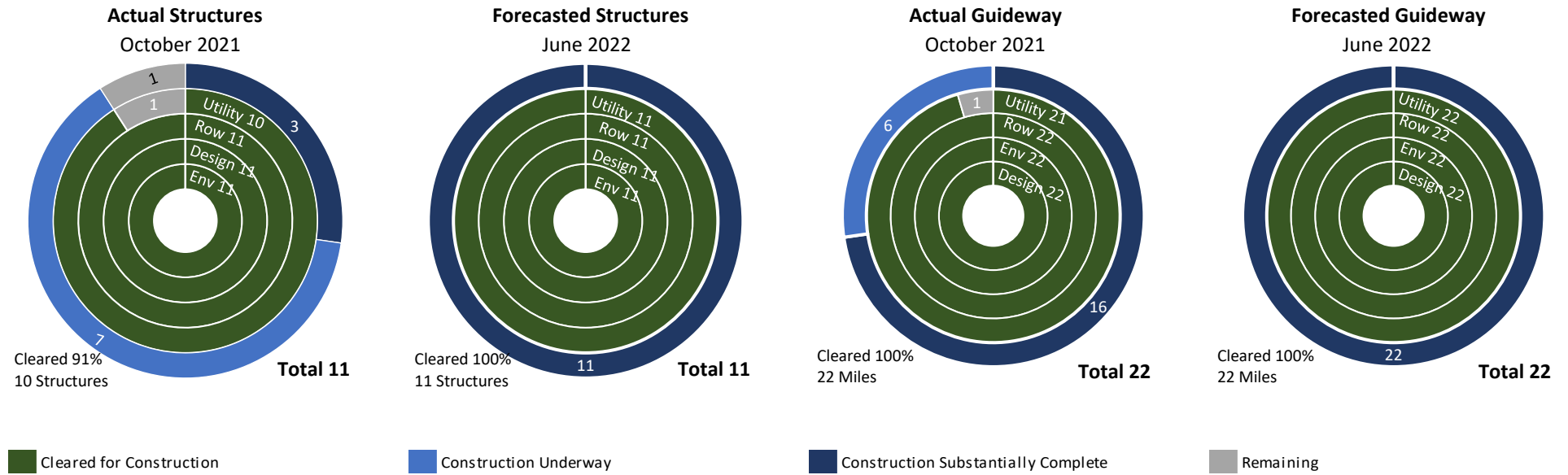
CP 4 – Monthly Construction Workforce Total – Actual




- Notes:**
1. The construction labor numbers (full-time employees) are based on the weekly totals divided by the number of weeks within the working calendar month and represents the Average Daily Site Workers (by Week).

CP 4 – Construction Progress

CP 4 – Construction Progress



CP 4 – Structures and Guideway Progress – Planned vs. Actual



Notes:

1. The chart above incorporates Revised Baseline Schedules (RBS) Revision 2 data.
2. Total Structures: 11 structures:
 - a. 10 structures underway/substantially complete. One behind. **UPDATE:** Construction of the Amtrak pedestrian underpass began in November 2021. Not in the critical path.
3. Total Guideway: 22 miles. The actual miles for CP 4 are 21.5 miles but rounded to 22 miles for consistency in reporting:
 - a. 22 miles underway/complete. On target.

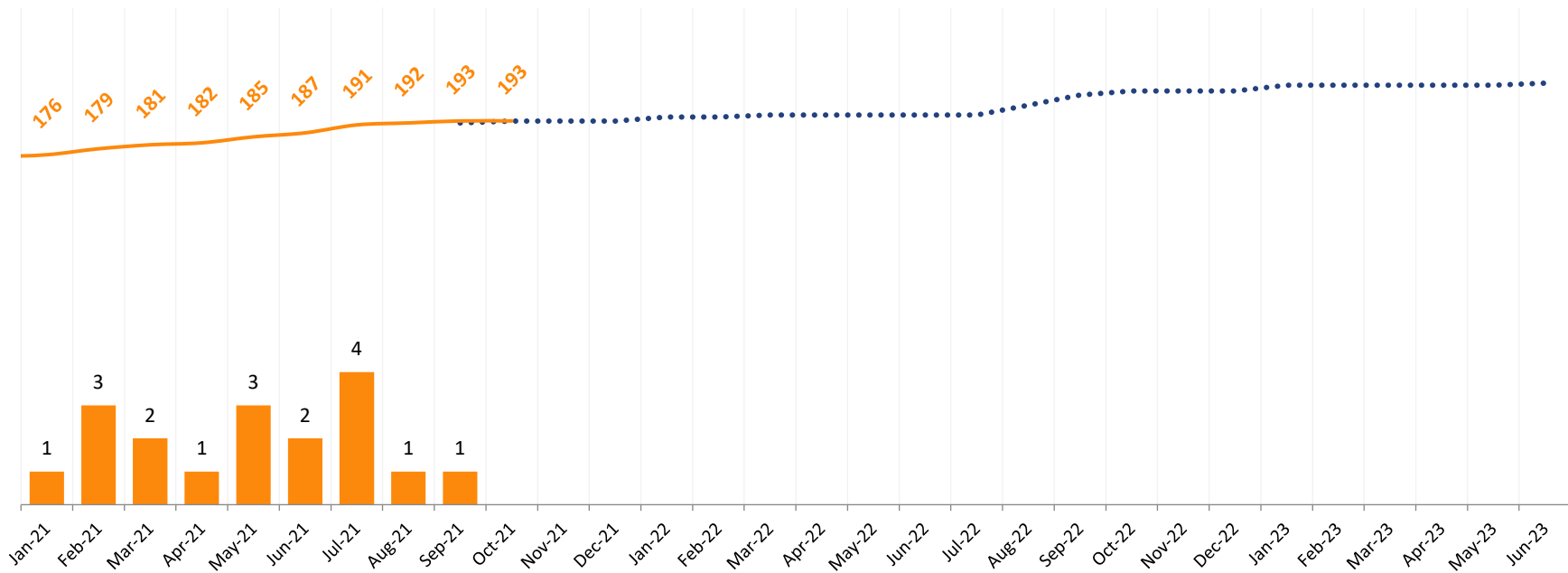
CP 4 – Real Property/Right-of-Way (ROW)

CP 4 – Right-of-Way (ROW) Summary

Construction Package	Total Needed Parcels October 31, 2021	Total Parcels Delivered to Date October 31, 2021	Remaining Parcels to be Delivered October 31, 2021
CP 4	236	193	43

CP 4 – Parcel Delivery to Design-Builder (DB) Summary

■ Actual Delivery to DB
 ●●●● Planned Cumulative
 — Actual Cumulative



Notes:

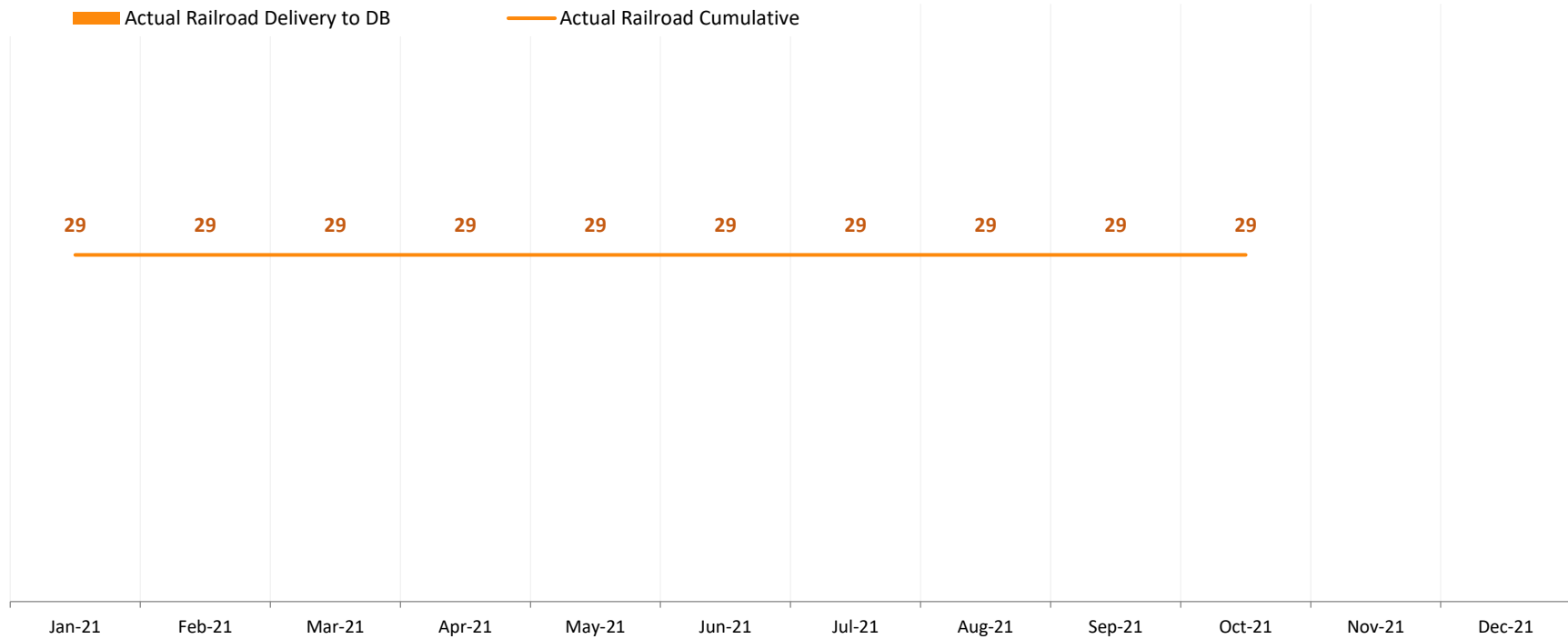
1. This reflects the actual parcels delivered to the Design-Builder by month compared to the Revised Baseline Schedule (RBS) Revision 3.
2. One parcel removed from Total Needed Parcels.

CP 4 – Real Property/Right-of-Way (ROW) Railroad

CP 4 – Right-of-Way (ROW) Railroad Summary

Construction Package	Total Needed Railroad Parcels October 31, 2021	Total Railroad Parcels Delivered to Date October 31, 2021	Remaining Railroad Parcels to be Delivered October 31, 2021
CP 4	29	29	0

CP 4 – Railroad Parcel Delivery to Design-Builder (DB) Summary

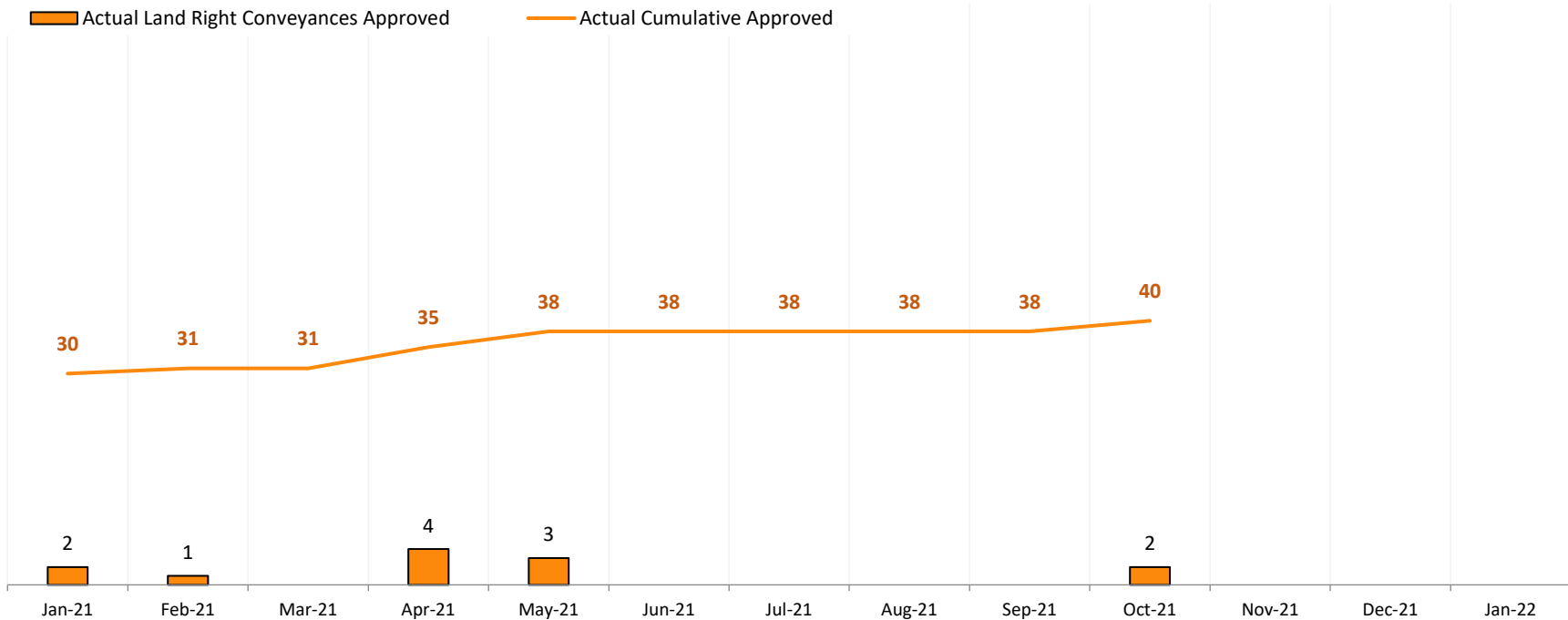


CP 4 – Tier 1 Land Right Conveyances Required Prior to Construction (PG&E, SCE, FID, FMFCD)

CP 4 – Tier 1 Land Right Conveyances Required Prior to Construction (PG&E, SCE, FID, FMFCD) Summary

Construction Package	Total Needed Land Right Conveyances October 31, 2021	Total Land Right Conveyances Approved ⁽³⁾ to Date October 31, 2021	Remaining Land Right Conveyances to be Approved October 31, 2021
CP 4	88	40	48

CP 4 – Tier 1 Land Right Conveyances Required Prior to Construction (PG&E, SCE, FID, FMFCD) Summary



Notes:

1. The Planned Cumulative line for Land Right Conveyances is being adjusted to reflect Revised Baseline Schedule (RBS) Revision 3 and will be reflected in a subsequent report.
2. The term "Approved" is defined as land right conveyances with Director of Real Property for signature, PG&E for signature, or recorded.

Project Development Schedule (Environmental Clearance) – Record of Decision (ROD)

Project Development Schedule (to ROD)

Program Priority	Segment	Progress	Complete Purpose and Need Statement		Complete Alternatives Analysis		Board Concurrence of Preliminary Preferred Alt. Draft EIR/EIS		Publish Draft EIR/EIS		Publish Final EIS and Obtain ROD		Date EIR/EIS To Be Completed		
			Number	Section	Due Dates	Last Month	Current	Last Month	Current	Last Month	Current	Last Month	Current	Last Month	Current
Document Complete	Merced to Fresno	Plan Forecast % Complete	Complete Complete 100%	Complete Complete 100%	Complete Complete 100%	Complete Complete 100%	Complete Complete 100%	Complete Complete 100%	Complete Complete 100%	Complete Complete 100%	Complete Complete 100%	Complete Complete 100%	Complete Complete 100%	Complete Complete 100%	
Document Complete	Fresno to Bakersfield	Plan Forecast % Complete	Complete Complete 100%	Complete Complete 100%	Complete Complete 100%	Complete Complete 100%	Complete Complete 100%	Complete Complete 100%	Complete Complete 100%	Complete Complete 100%	Complete Complete 100%	Complete Complete 100%	Complete Complete 100%	Complete Complete 100%	
Document Complete	CV Electrical Interconnections	Plan Forecast % Complete	Complete Complete 100%	Complete Complete 100%	Complete Complete 100%	Complete Complete 100%	Complete Complete 100%	Complete Complete 100%	Complete Complete 100%	Complete Complete 100%	Complete Complete 100%	Complete Complete 100%	Complete Complete 100%	Complete Complete 100%	
Document Complete	Locally Generated Alternative (F-B)	Plan Forecast % Complete	Complete Complete 100%	Complete Complete 100%	Complete Complete 100%	Complete Complete 100%	Complete Complete 100%	Complete Complete 100%	Complete Complete 100%	Complete Complete 100%	Complete Complete 100%	Complete Complete 100%	Complete Complete 100%	Complete Complete 100%	
Document Complete	Central Valley Wye (M-F)	Plan Forecast % Complete	Complete Complete 100%	Complete Complete 100%	Complete Complete 100%	Complete Complete 100%	Complete Complete 100%	Complete Complete 100%	Complete Complete 100%	Complete Complete 100%	Complete Complete 100%	Complete Complete 100%	Complete Complete 100%	Complete Complete 100%	
Document Complete	Bakersfield to Palmdale	Plan Forecast % Complete	Complete Complete 100%	Complete Complete 100%	Complete Complete 100%	Complete Complete 100%	Complete Complete 100%	Complete Complete 100%	Complete Complete 100%	Complete Complete 100%	Complete Complete 100%	Complete Complete 100%	Complete Complete 100%	Complete Complete 100%	
1	San Francisco to San Jose	Plan Forecast % Complete	Complete Complete 100%	Complete Complete 100%	Complete Complete 100%	Complete Complete 100%	Complete Complete 100%	Complete Complete 100%	Complete Complete 100%	Complete Complete 100%	Jun-22 May-22 70%	Jun-22 May-22 73%	May-22	May-22	
2	San Jose to Merced	Plan Forecast % Complete	Complete Complete 100%	Complete Complete 100%	Complete Complete 100%	Complete Complete 100%	Complete Complete 100%	Complete Complete 100%	Complete Complete 100%	Complete Complete 100%	Mar-22 Mar-22 76%	Mar-22 Mar-22 80%	Mar-22	Mar-22	
3	Los Angeles to Anaheim	Plan Forecast % Complete	Complete Complete 100%	Complete Complete 100%	Complete Complete 100%	Complete Complete 100%	Complete Complete 100%	Complete Complete 100%	Complete Complete 100%	May-22 Sep-22 96%	May-22 Sep-22 96%	Jun-23 Oct-23 0%	Jun-23 Oct-23 ¹ 0%	Oct-23	Oct-23
4	Burbank to Los Angeles	Plan Forecast % Complete	Complete Complete 100%	Complete Complete 100%	Complete Complete 100%	Complete Complete 100%	Complete Complete 100%	Complete Complete 100%	Complete Complete 100%	Complete Complete 100%	Complete Complete 100%	Dec-21 Dec-21 87%	Dec-21 Jan-22 ² 89%	Dec-21	Jan-22
5	Palmdale to Burbank	Plan Forecast % Complete	Complete Complete 100%	Complete Complete 100%	Complete Complete 100%	Complete Complete 100%	Complete Complete 100%	Complete Complete 100%	Sep-21 Dec-21 90%	Sep-21 Feb-22 92%	Dec-22 Jan-23 0%	Dec-22 Mar-23 ³ 0%	Jan-23	Mar-23	
6	HMF	Plan Forecast % Complete	Complete Complete 100%	Complete Complete 100%	Complete Complete 100%	Complete Complete 100%	Apr-16 TBD 0%	Apr-16 TBD 0%	Sep-16 TBD 0%	Sep-16 TBD 0%	Feb-21 TBD 0%	Feb-21 TBD 0%	TBD	TBD	

Notes:

- 1-month delay was incorporated last month due to late submittal of BNSF air quality deliverables for Colton and Lenwood. BNSF plans to submit these deliverables in mid-December. This schedule change is currently going through the BOC review and governance process.
- Board meeting for consideration of the Final EIR/EIS has shifted from December 2021 to January 2022. This schedule change is currently going through the BOC review and governance process.
- Schedule indicates a 20-week delay: (addressing ~2,400 internal comments received on the ADEIR/S (7 weeks); and updating the AQ/HRA analysis, interagency coordination (e.g., completing the AJD/PJD), and accounting for no overlap between the public comment period of the Burbank to Los Angeles Final EIR/EIS (13 weeks).

Project Development – Key Actions

Project Development – Key Actions Summary

Project Section	Key Actions
San Francisco to San Jose	<p>Admin Final EIR/EIS and corresponding Response to Comments were submitted to Finishing Team Review on October 28, 2021 in preparation of a 30-day Cooperating Agency Review in November 2021.</p> <p>Revised Draft Environmental Impact Report/Supplemental Draft Environmental Impact Statement (RDEIR/SDEIS) comments were prepared by the Engineering and Environmental Consultant (EEC) and submitted for HSR review on October 14, 2021.</p>
San Jose to Merced	<p>EEC submitted Final EIR/EIS #2 for HSR review and submitted for Quality and Legal Review completed on October 26, 2021.</p> <p>Final EIR/EIS Chapter 5 Environmental Justice (EJ) was revised with community feedback and agency comments.</p> <p>General Conformity Determination was revised after completion of FRA legal review and remediated for submittal to HSR on October 29, 2021.</p>
Central Valley Wye	<p>City of Madera approved the Memorandum of Understanding (MOU), and settlement agreement of California Environmental Quality Act/National Environmental Policy Act (CEQA/NEPA) claims on Central Valley NOD/ROD on October 8, 2021.</p> <p>Permitting for the Central Valley Wye will progress following Board action on the Merced and Bakersfield extensions.</p>
Locally Generated Alternative	<p>Permitting for the Locally Generated Alternative will progress following Board action on the Merced and Bakersfield extensions.</p>
Bakersfield to Palmdale	<p>Initiated the contract closeout (e.g., Preparing the Notices of Acceptances for deliverables) and kept coordinating with key stakeholders (CalPortland and Center for Biological Diversity).</p>
Palmdale to Burbank	<p>Except for the air quality section, responses to comments from NEPA Assignment Team (NAT)/ES/FT on the backcheck of the ADEIR/S were completed. The schedule accounts for delays associated with updates to the Air Quality/Health Risk Analysis (AQ/HRA), agency coordination (with USACE) on the Approved Jurisdictional Determination/Preliminary Jurisdictional Determination (AJD/PJD), and no-overlap in the public comment periods with the circulation of the Burbank to Los Angeles Final EIR/EIS.</p>
Burbank to Los Angeles	<p>Continued formatting and remediation of the Final EIR/EIS.</p> <p>Continued with publication and noticing activities to prepare for release of the Final EIR/EIS scheduled on November 5, 2021.</p>
Los Angeles to Anaheim	<p>Continued integrating additional revised environmental deliverables from BNSF pertaining to the Colton and Lenwood project components into the assembled Administrative Draft EIR/EIS.</p> <p>Continued draft Preliminary Engineering for Project Definition (PEPD) reviews with external stakeholders.</p>