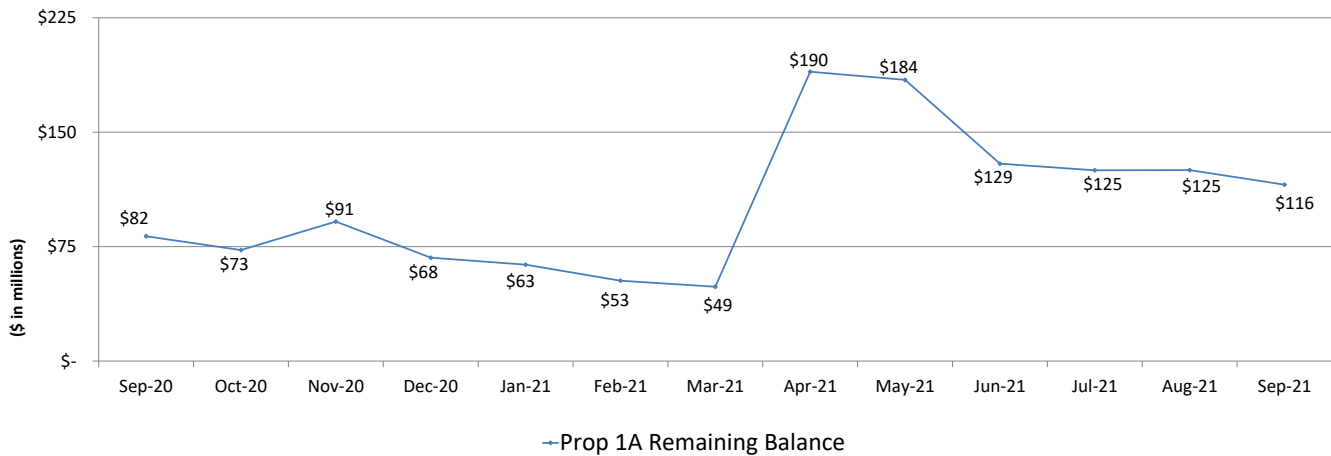


Prop 1A Bond Fund (6043)

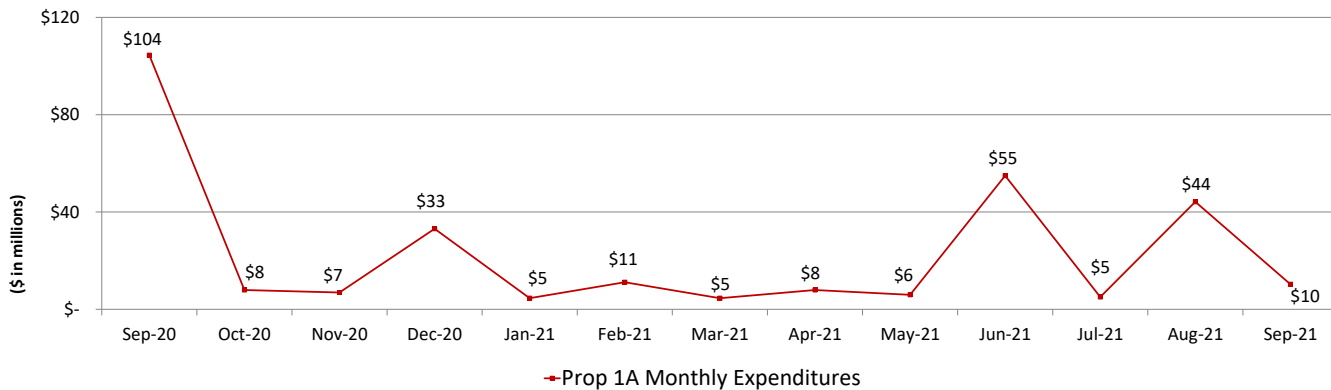
Prop 1A Fund Transaction Breakout for September	Notes	Amount
Cash Balance as of 09/01/21	2	\$ 125,153,668
Prior Month Adjustment		\$ -
Bond Cash Expensed		\$ (10,302,748)
Bond Cash In		\$ -
SMIF Interest Income Cash Expensed		\$ -
SMIF Interest Income Cash In		\$ -
Change in PTA Loan Cash		\$ -
Change in Public Employees' Retirement System Reserve		\$ 744,881
Prop 1A Cash Balance as of 09/30/21		\$ 115,595,801

Fiscal Year	Notes	Bond Sales
FY2013-14 and Prior		\$ 400,285,000
FY2014-15		\$ 44,605,000
FY2015-16		\$ 56,495,000
FY2016-17		\$ 1,323,070,000
FY2017-18		\$ 800,000,000
FY2018-19		\$ 600,000,000
FY2019-20		\$ 390,000,000
FY2020-21		\$ 200,505,000
Interest Earnings	3	\$ 43,549,000
Total Prop 1A Funding	1, 4	\$ 3,858,509,000

Prop 1A Remaining Balance



Prop 1A Expenditures



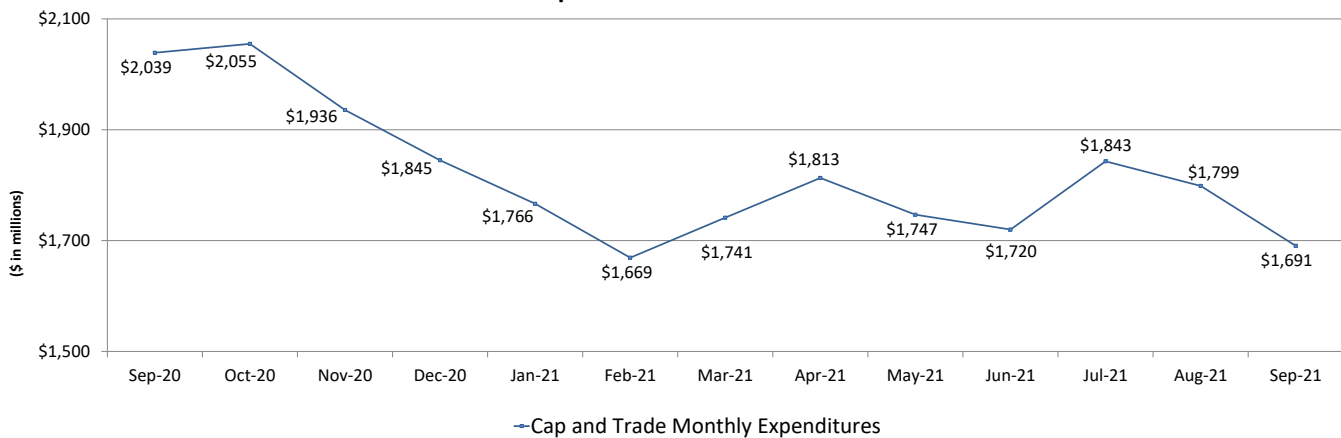
- # **Footnotes**
- Prop 1A bond sales are conducted twice a year by the State Treasurer's Office (STO) in the spring and fall.
 - Beginning balance includes a \$450K Advance to Office Revolving Fund (ORF). Advance to ORF represents cash available for disbursement to facilitate efficient reimbursement of invoices. Upon replenishment of the full ORF balance, \$450K becomes accessible to Prop 1A Bond Fund appropriations for use.
 - The Authority received notification in September from the Department of Finance and State Treasurer's Office that accumulated interest earnings associated with Prop 1A commercial paper and bond proceeds are now available to use for the project. Interest earnings are calculated quarterly (Jul, Oct, Jan, Apr) and the Authority currently has \$43.5M worth of cash from interest earnings. This additional cash will be applied to the Authority's existing \$9B Prop 1A authorization and will not increase the \$9B cap.
 - The Authority has an additional \$328.3M available through commercial paper which was authorized in Fall 2019, Spring 2020, and Fall 2020; however, the proceeds will not be reflected in this report until the Authority submits a request for funds to STO and issuance is completed.

Cap and Trade Fund (3228)

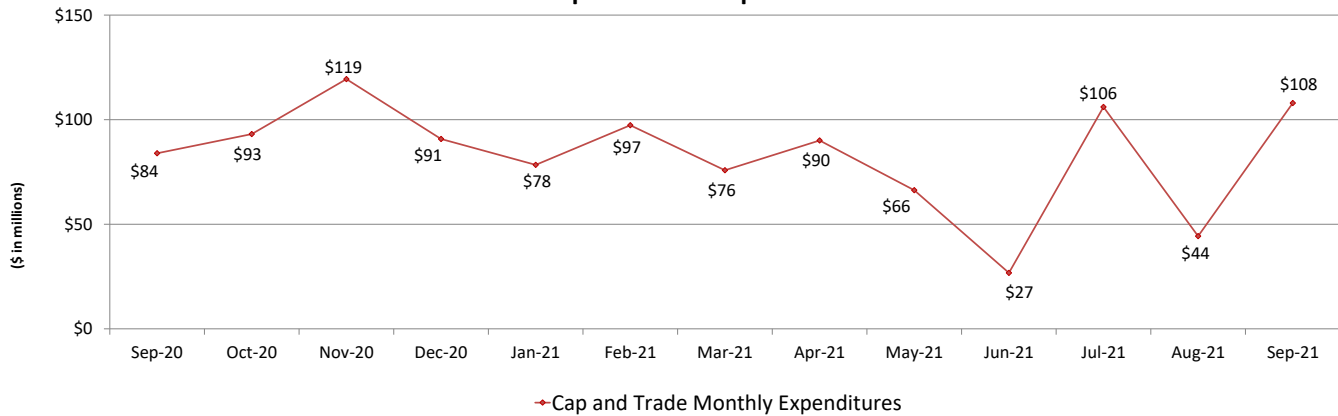
Cap and Trade Transaction Breakout for September	Notes	Amount
Cash Balance as of 09/01/21	2	\$ 1,798,649,359
Prior Month Adjustment		\$ -
Cash Expensed		\$ (107,935,977)
Cash In		\$ -
Interest Income		\$ -
Executive Order/Spending Authority		\$ -
Current Month Budget/Adjustment		\$ -
GHGRF Cash Balance as of 09/30/21		\$ 1,690,713,382

Fiscal Year	Notes	Proceeds
2014-15 Budget Act Appropriation		\$ 250,000,000
2014-15 Budget Act Approp. Reversion	4	\$ (12,056,000)
Budget Act of 2014		\$ 400,000,000
Subtotal		\$ 637,944,000
FY2015-16		\$ 459,278,000
FY2016-17		\$ 220,882,000
FY2017-18		\$ 707,555,000
FY2018-19		\$ 786,666,000
FY2019-20		\$ 488,581,000
FY2020-21		\$ 419,012,000
Current Fiscal Year	3, 5	\$ 229,046,000
Subtotal		\$ 3,311,020,000
Total Cap and Trade Funding	1, 5	\$ 3,948,964,000

Cap and Trade Cash Balance



Cap and Trade Expenditures



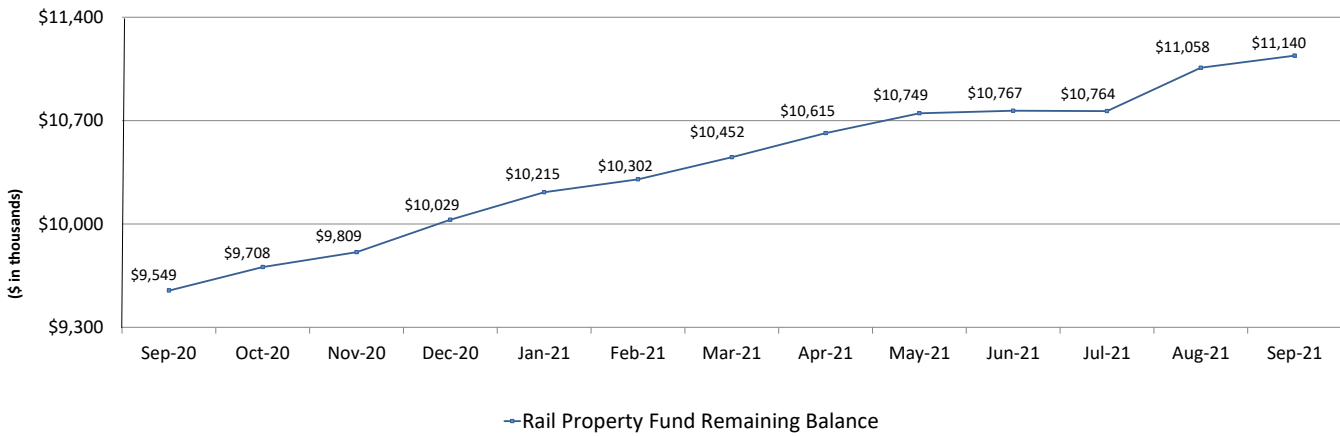
- # **Footnotes**
- Cap and Trade auctions occur quarterly (Aug, Nov, Feb, May) and are subject to administrative adjustments by the Department of Finance (e.g. foreign exchange rate and state operation adjustments). Total Cap and Trade Funding includes Budget Act Appropriations, auction proceeds, and state operations spending authority.
 - Beginning balance includes a \$10M Advance to ORF. The ORF represents cash available for disbursement to facilitate efficient reimbursement of invoices. Upon replenishment of the full ORF balance, \$10M becomes accessible to Cap and Trade Fund appropriations for use.
 - FY2021-22 Cap and Trade funding includes the following executive order amounts: May-21, \$228.9M; and Jul-21, \$103K (State Ops).
 - Appropriation reversions totaling \$12.1M occurred through June 30, 2020. The Authority is working with the Department of Finance to get these funds transferred to its Cap and Trade Continuous Appropriation.
 - The Aug-21 Cap and Trade auction proceeds are estimated at \$251.7M. The Authority's final share of proceeds is subject to administrative adjustments (e.g. fire fee, manufacturing tax exemption offsets, and foreign exchange). This report will be updated once the journal entry has been completed by State Controller's Office.

Rail Property Management Fund (9331)

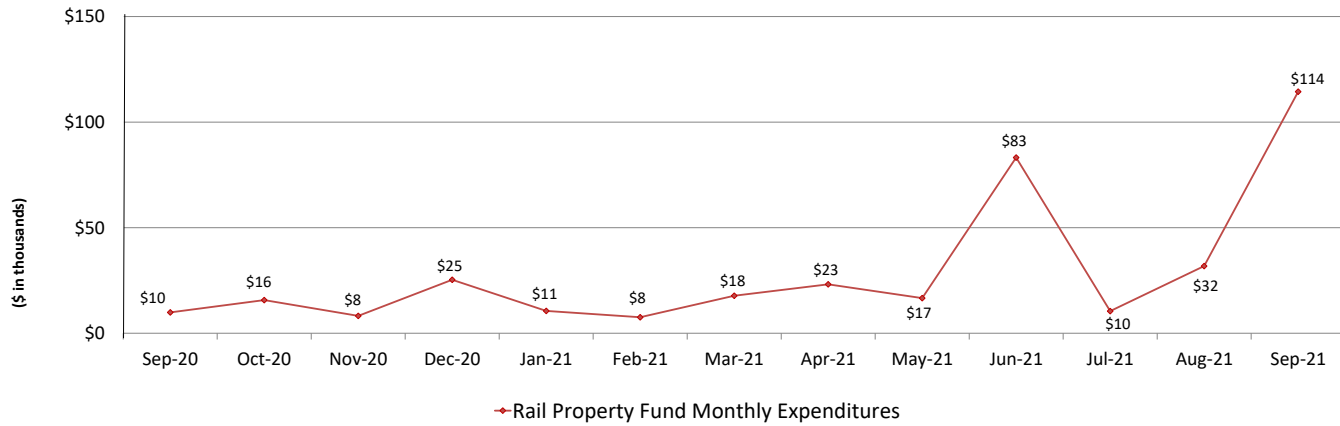
Rail Property Fund Transaction Breakout for September	Notes	Amount
Cash Balance as of 09/01/21		\$ 11,058,118
Prior Month Adjustment		\$ -
Cash Expensed	2	\$ (114,403)
Cash In		\$ 196,107
Current Month Budget/Adjustment		\$ -
RPMF Cash Balance as of 09/30/21	1	\$ 11,139,822

Fiscal Year	Notes	Revenue
FY2015-16		\$ 1,039,701
FY2016-17		\$ 1,836,659
FY2017-18		\$ 2,581,492
FY2018-19		\$ 2,442,118
FY2019-20		\$ 2,102,905
FY2020-21		\$ 1,904,921
Current Fiscal Year		\$ 529,869
Cumulative RPMF Revenue	1	\$ 12,437,665

Rail Property Fund Cash Balance



Rail Property Fund Expenditures



#

Footnotes

- This fund receives revenues from leases/rents collected on property acquired that is not yet delivered to the design-builders for construction. Historically, the Authority has had an annual appropriation of \$750K to be used for the development, improvement, and maintenance of the high-speed rail system and associated properties. On September 23, 2021, Senate Bill 170 (Chapter 240, Statutes of 2021) amended the Budget Act of 2021 to increase the Authority's appropriation to be \$4M.
- Fluctuations in monthly expenditures are primarily due to timing of invoice submission by vendors and a Pro-Rata cost, which is a state administrative assessment determined by the Department of Finance, that is charged three times a year.