



Finance & Audit Committee

CENTRAL VALLEY STATUS REPORT

September 2021 Report (data through July 2021)

Executive Summary

Construction Packages (CPs) Expenditures ([Page 5](#))

- July 2021 Expenditures totaled \$84M:
 - Construction Package 1 – Expenditures totaled \$49.2M.
 - Construction Package 2-3 – Expenditures totaled \$26.6M.
 - Construction Package 4 – Expenditures totaled \$8.2M.
- Total CP Cumulative Actual Expenditures – \$3,435.7M.
- Total Cumulative Current Contract Amount – \$5,202.9M.

Change Orders

- Executed Change Orders this period – 15 for a total of \$57.5M:
 - Construction Package 1 – Seven for a total of \$52.7M.
 - Construction Package 2-3 – Five for a total of \$2.1M.
 - Construction Package 4 – Three for a total of \$2.7M.

Risk Contingency ([Page 6](#))

- Original Contract Contingency – \$2,661.9M with remaining Contract Contingency – \$575.9M:
 - Construction Package 1 – \$1,237.3M with remaining Contract Contingency – \$269.6M.
 - Construction Package 2-3 – \$1,084.8M with remaining Contract Contingency – \$216.3M.
 - Construction Package 4 – \$339.8M with remaining Contract Contingency – \$90M.

CP Design

- Expected completion of all CP's major design by August 2021:
 - Construction Package 1 – 38 of 40 total design packages cleared for construction. Forecasted completion in September 2021.
 - Construction Package 2-3 – 106 of 109 total design packages cleared for construction and three in progress. Expected completion October 2021 (Cole Slough and Dutch John pending Right-of-Way (ROW) acquisition for Geotech and Alpaugh ponds currently in comment resolution).
 - Construction Package 4 – 14 of 14 total design packages cleared for construction.

Third-Party Design – Completed / Ready for Construction (RFC) and In Progress ([Page 7](#))

- Construction Package 1-4 – 543 of 686 or 79% completed. An increase of eight from the previous month (from 535):
 - Construction Package 1 – 218 of 269 or 81% completed and 51 in progress.
 - Construction Package 2-3 – 209 of 249 or 84% completed and 40 in progress.
 - Construction Package 4 – 116 of 168 or 69% completed 52 in progress.

CP Construction Labor ([Page 8](#))

- Total Monthly Average – 1,155 daily workers. An increase of 55 daily workers the previous period (from 1,100):
 - Construction Package 1 – 340 daily workers. An increase of 10 daily workers from the previous month (330).
 - Construction Package 2-3 – 614 daily workers. An increase of 32 daily workers from the previous month (582).

- Construction Package 4 – 201 daily workers. An increase of 13 daily workers from the previous month (188).
- Daily Average Contracted CP Employees Quarantined for COVID-19 in July – One. No change in the daily average of employees from June 2021.
- Contractors continued with construction while following safety protocols and guidelines from the Centers for Disease Control and Prevention (CDC) and Occupational Safety and Health Administration (OSHA).

CP Construction/Underway ([Page 9](#))

- Structures – 65 underway/substantially complete compared to 93 structures total. An increase of one from the previous period:
 - Construction Package 1 – 26 structures underway/substantially complete. Two behind.
 - Construction Package 2-3 – 29 structures underway/substantially complete. Two behind.
 - Construction Package 4 – 10 structures underway/substantially complete. On target.
- Guideway – 84 miles constructed/underway compared to 119 miles total. No increase from the previous period:
 - Construction Package 1 – 15 miles underway/substantially complete. On target.
 - Construction Package 2-3 – 48 miles underway/substantially complete. One mile behind.
 - Construction Package 4 – 21 miles underway/substantially complete. One mile behind
- Utility Relocations Status – Relocated: 650 (31%); In Progress: 527 (26%); Approved to Start: 112 (5%); Not Started: 775 (38%); Total: 2,064. Eight relocated in June 2021 reporting period. In order to begin utility relocation work, a sequence of activities have to be completed. These activities include environmental clearance, executed third-party agreement(s), design approval, construction work plans, pre-construction walkthroughs, acquisition of real property, and/or land right conveyances:
 - Construction Package 1 – Relocated: 247 (20%); In Progress: 458 (38%); Approved to Start: 19 (2%); Not Started: 478 (40%); Total: 1,202.
 - Construction Package 2-3 – Relocated: 351 (51%); In Progress: 53 (8%); Approved to Start: 51 (7%); Not Started: 239 (34%); Total: 694.
 - Construction Package 4 – Relocated: 52 (31%); In Progress: 16 (10%); Approved to Start: 42 (25%); Not Started: 58 (34%); Total: 168.

CP Real Property/Right-of-Way (ROW) ([Pages 10 through 12](#))

- Total Parcels Delivered to Date – 1,922 parcels compared to an estimated total parcels needed – 2,292 parcels.
- Parcels Delivered to Design-Builder (DB) – 26 parcels in July 2021.
- Twenty-one delinquent parcels, 15 in June 2021 and six in July 2021. All DBs exploring out-of-sequence work to mitigate:
 - CP 1: Five parcels – two at Avenue 9, and one at E. American, Avenue 17, and Herndon.
 - CP 2-3: Ten parcels – five at Orange, one at Hanford Armona, Houston, Highway 43, Dutch John Crossing and S. Fowler.
 - CP 4: Six Parcels – two each at Sherwood and Pond Road, one at Dresser and south of Garces Highway.
- Construction Packages 1-4 – The Authority received requests for 16 additional parcels. The Authority is currently reviewing this request. If merit is found, those parcels will be added and acquired per contractual terms.
- Railroad Parcels Delivered to Design-Builder – Zero parcels. Four delinquent Railroad parcels. Those 4 parcels delivered early August.
- Total Railroad Parcels Delivered to Date – 106 parcels compared to an estimated total railroad parcels needed – 166 parcels.
- Land Right Conveyances (Tier 1, Prior to Construction):
 - Nine land right conveyances approved.
 - Fourteen delinquent land right conveyances in July 2021.

- To date, the Authority received approval on 597 land right conveyances.

Third-Party Agreements (Page 13)

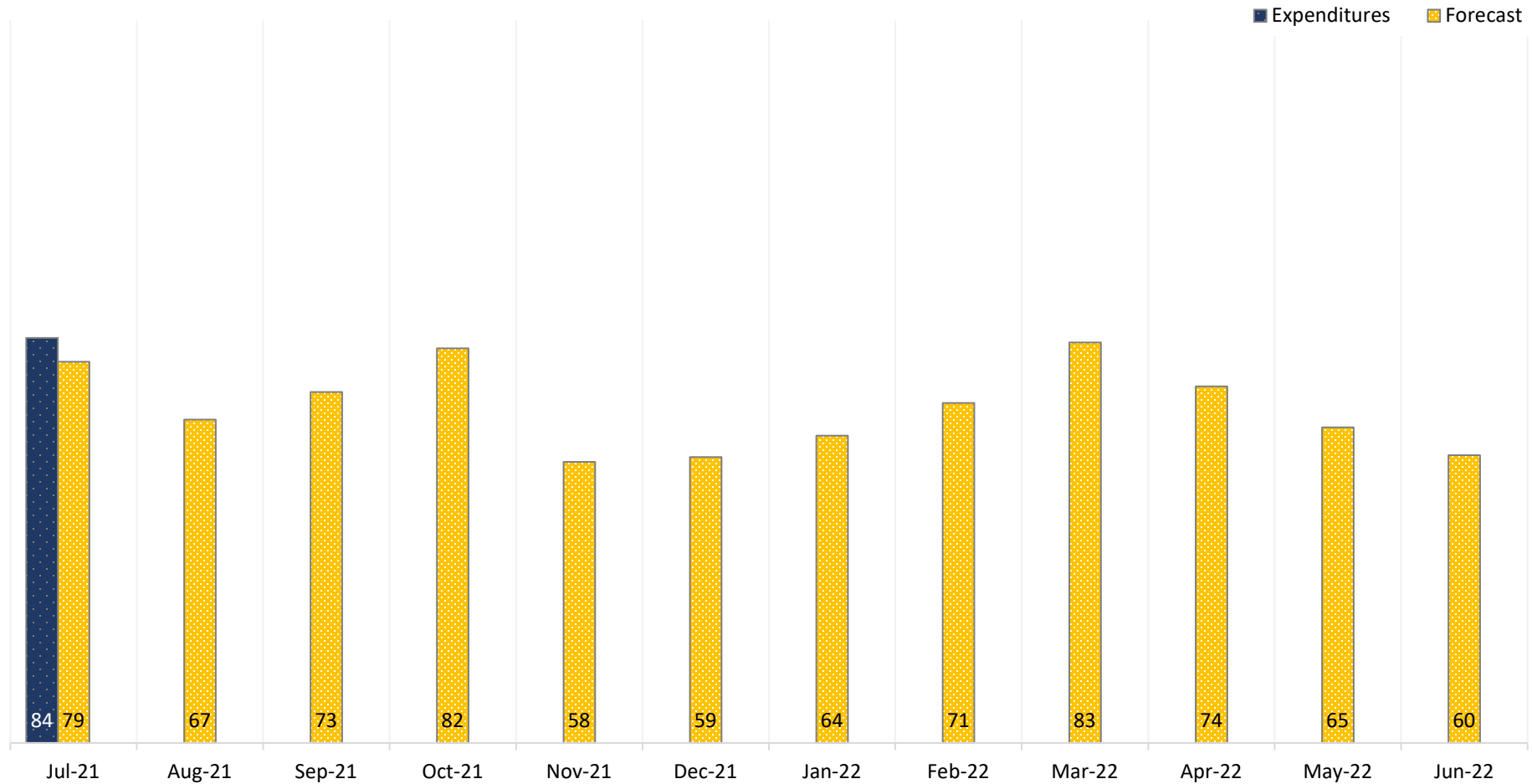
- Four remaining key agreements. The Authority has finalized 53 agreements. Forty-one of those agreements were critical to supporting construction.

Project Development (Environmental Clearance) Schedule – Record of Decision (ROD) (Pages 41 through 43)

- San Francisco to San Jose – Released a Revised Draft Environmental Impact Report/Supplemental Draft Environmental Impact Statement (RDEIR/SDEIS) for 45-day public review starting July 23, 2021.
- San Jose to Merced – The Cooperating and Responsible Agencies completed review of the Administrative Final EIR/EIS on July 21, 2021. Environmental Justice (EJ) content will undergo a separate agency review following EJ analysis refinements.
- Bakersfield to Palmdale – The Environmental Impact Report/Environmental Impact Statement (EIR/EIS) was published on June 25, and the end of the 30-day waiting period has concluded with no issues. Also in July, the General Conformity Determination was posted on the Federal Register, the Notice of Decision/Record of Decision (NOD/ROD) approval package (including errata document) was completed, and the Mitigation and Monitoring & Reporting Plan (MMRP) was revised to address the Authority’s comments. Staff identified key stakeholders and scheduled briefings with them prior to the Board Meeting. Staff is prepared for the August Board Meeting.
- Palmdale to Burbank – The Authority (Environmental Services, NEPA Assignment, Finishing Team, and outside counsel) provided over 2,000 comments on the Administrative Draft Environmental Impact Report/Statement (ADEIR/S). In July, the Regional Consultants began preparing responses to comments and resolutions on technical issues within the document. However, due to the volume of comments that need to be addressed, the Public Circulation of the Draft EIR/EIS is now scheduled to occur in November. Weekly Production meetings were initiated, to assist with the coordination of internal deadlines, outreach plans/deadlines, and will continue up to the release of the Draft EIR/EIS.
- Burbank to Los Angeles – The team is preparing the Final EIR/EIS, which includes addressing comments received from Cooperating and Responsible Agencies on the Administrative Final EIR/EIS. The Final EIR/EIS will contain select design refinements including for the Main Street grade separation and relocation of extraction wells.
- Los Angeles to Anaheim – The team continued integrating additional BNSF deliverables pertaining to the Colton and Lenwood facilities into the assembled Administrative Draft EIR/EIS and continued Preliminary Engineering for Project Definition (PEPD) reviews with external stakeholders.

CP 1-4 - Design-Build Planned vs. Actual Expenditures – Near Term

CP 1-4 – Monthly Expenditures (\$ Millions)

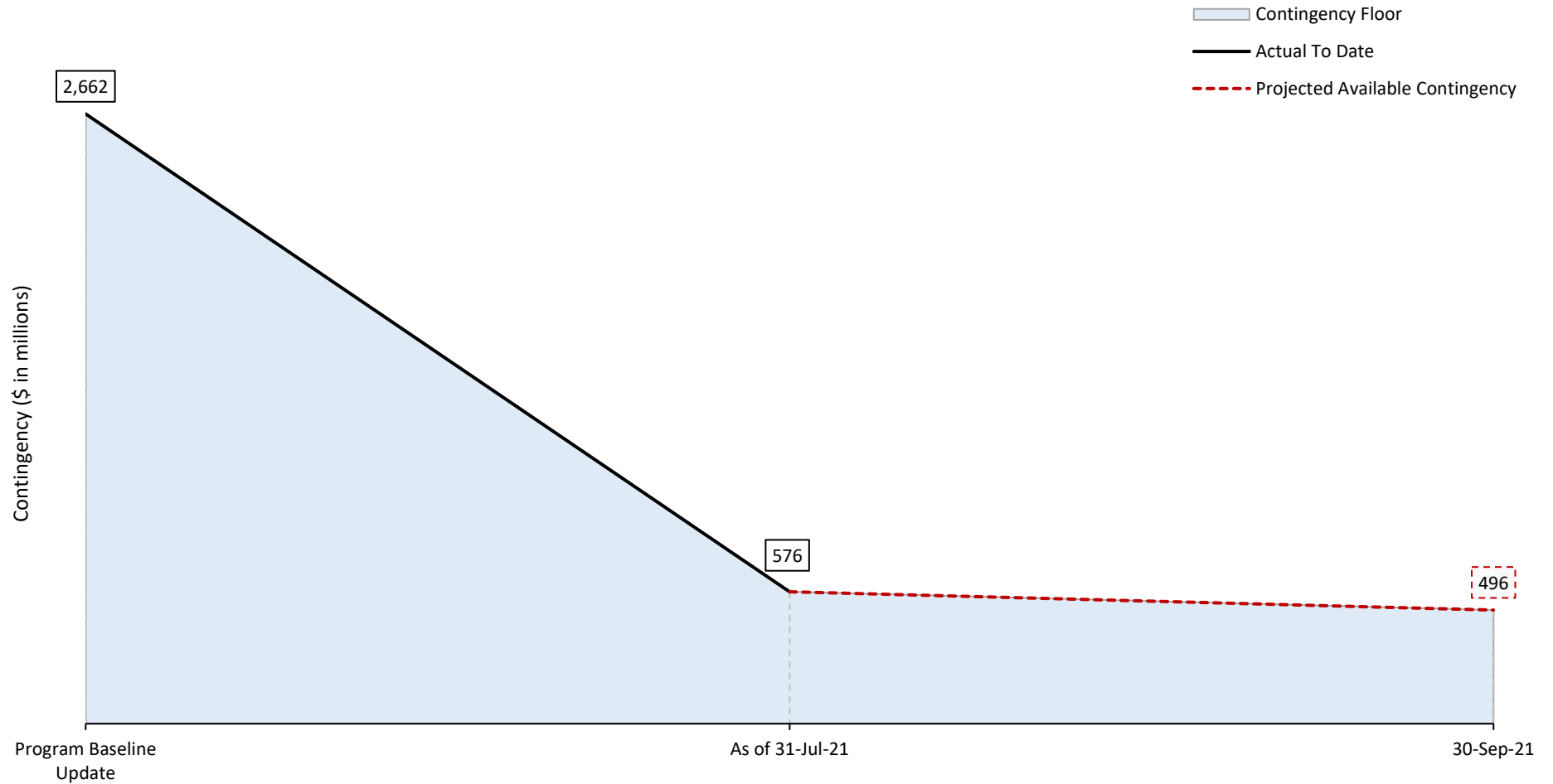


Notes:

1. The projections are subject to change pending the approval of the Revised Baseline Schedule (RBS) Revision 2.
2. Expenditures in the chart above are specific to the Design-Builder production and based on the Capital Outlay and Expenditure Report.
3. CP 4 – The total year forecast of \$144M for CP 4 differs from the Capital Outlay report amount of \$148M due to a \$4M reconciling (classification) item for which the final disposition will be finalized in future report.
4. July 2021 Expenditures totaled \$84M:
 - a. Construction Package 1 – Expenditures totaled \$49.2M.
 - b. Construction Package 2-3 – Expenditures totaled \$26.6M.
 - c. Construction Package 4 – Expenditures totaled \$8.2M.

CP 1-4 – Risk - Contingency Report

CP 1-4 – Risk - Contingency Report



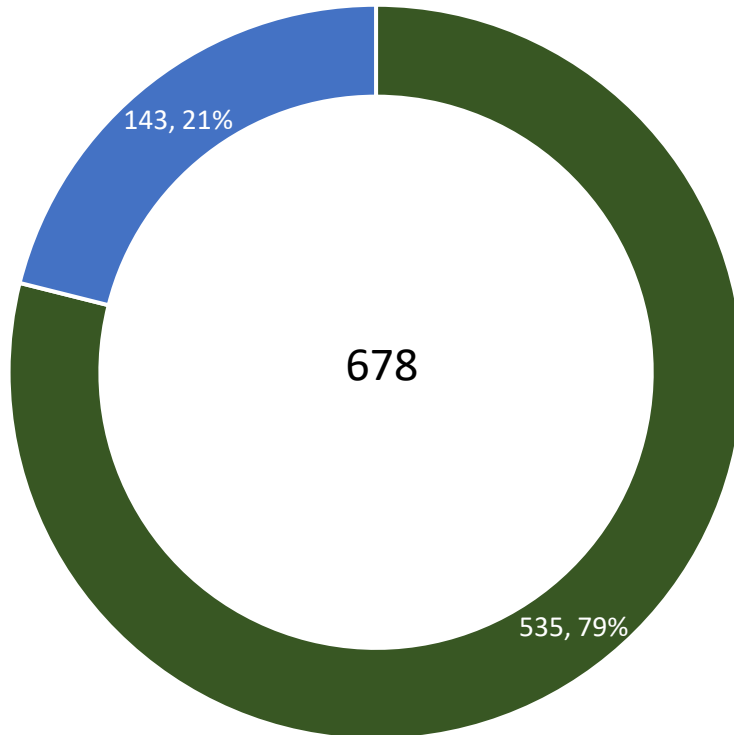
Notes:

1. The contingency drawdown curve has been revised to reflect projected contingency drawdown for the entire CP 1-4 Project through the end of the current quarter (30-Sep-21).
2. Based on the current change order forecast, this is the expected drawdown on the CP Revision 1 budgeted contingency. New budgeted contingency values for the CP will be established in Revision 2 (currently pending approval).
3. Forecasted drawdown is based on the DB contingency only. No forecasts have been provided for Project and Construction Management (PCM), ROW, Provisional Sum, or Third-Party Allocated Contingency.
4. Contingency Report Charts have been updated based on updated change order forecasts.

CP 1-4 – Third-Party Design Status

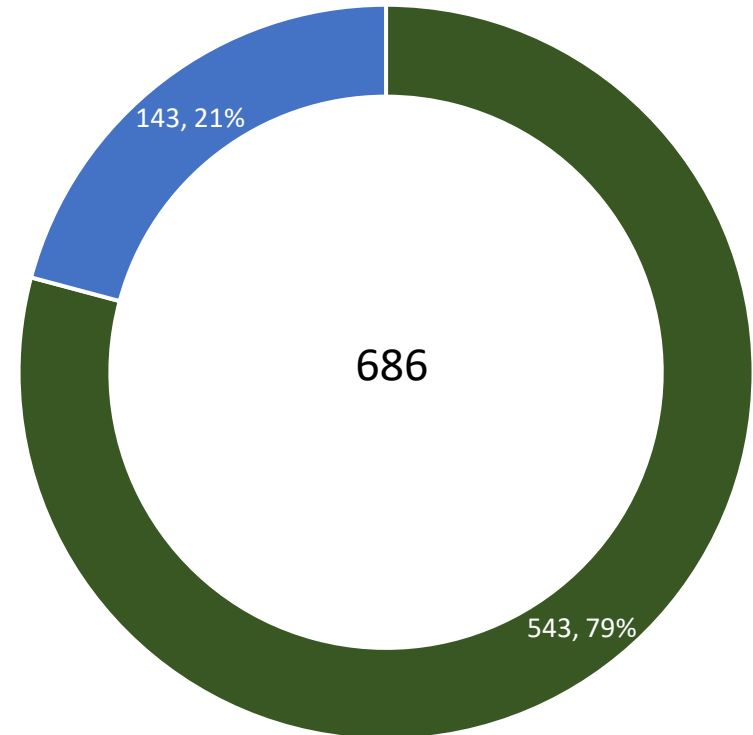
CP 1-4 – Third-Party Design Status

June 2021



■ Completed (RFC) ■ In Progress

July 2021



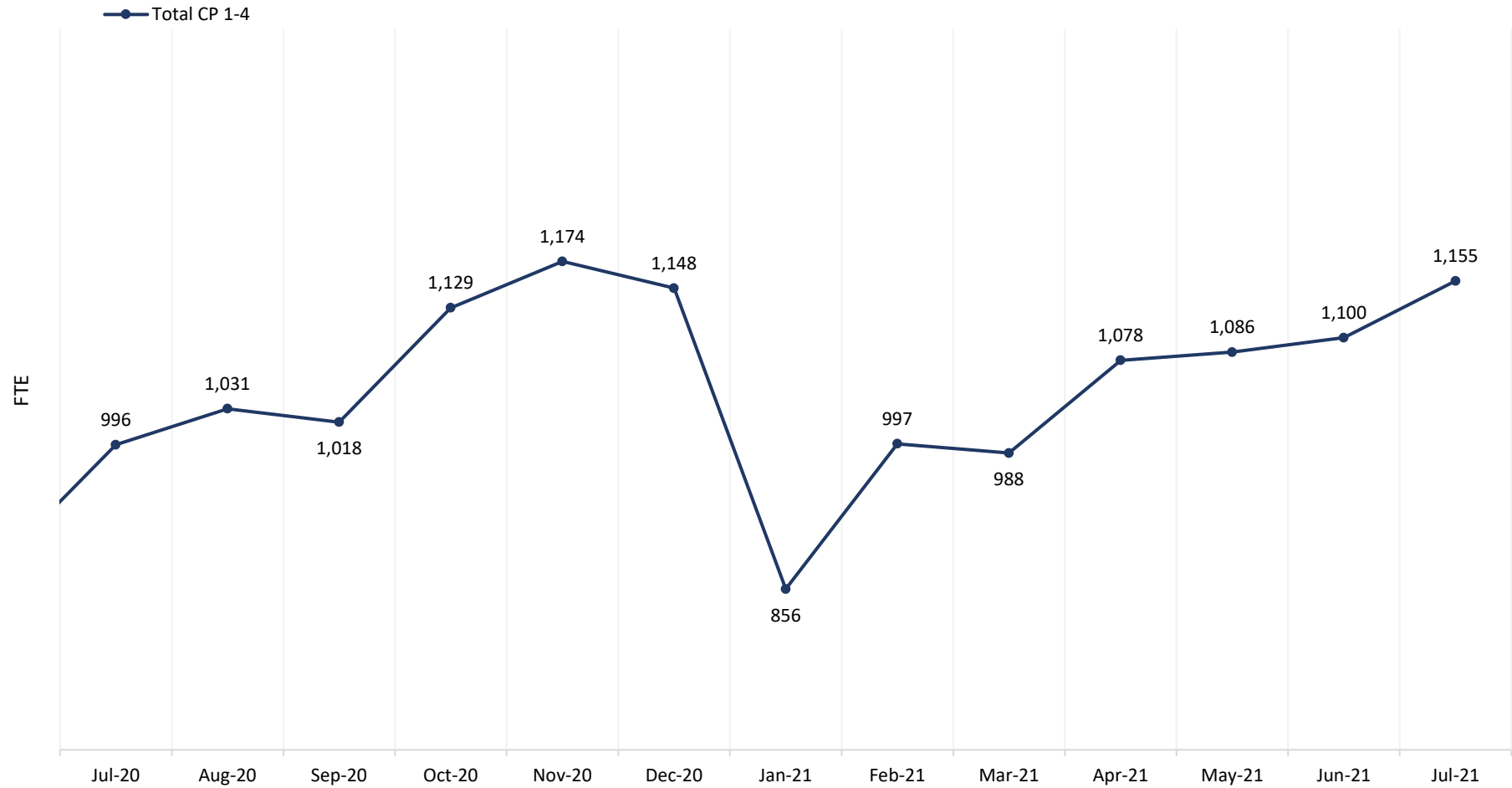
■ Completed (RFC) ■ In Progress

Note:

1. Completed / Ready for Construction (RFC) - Applies to infrastructure crossing the Authority Right-of-Way and the design has been approved by Authority Engineering.
2. In Progress - Contractor is in the process of preparing early design and concepts for the infrastructure owner to the process of preparing design to meet Authority requirements.

CP 1-4 – Monthly Construction Workforce Total

CP 1-4 – Monthly Construction Workforce Total – Actual

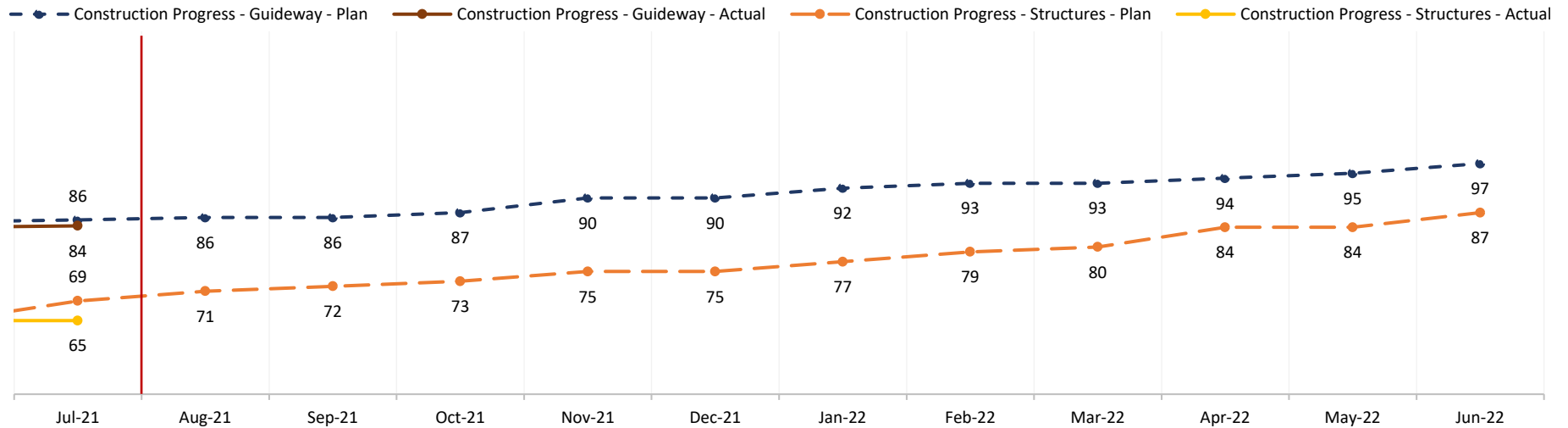


Notes:

1. The construction labor numbers (full-time employees) are based on the weekly totals divided by the number of weeks within the working calendar month.
2. The data represents the overall total on a per working calendar month average status.

CP 1-4 – Structures and Guideway Progress – Planned vs. Actual

CP 1-4 – Construction Progress to Completion – Planned vs. Actual



Monthly Construction Status – Under Construction vs. Completed

Construction	CP 1		CP 2-3		CP 4		Overall		Total
	In Progress	Completed	In Progress	Completed	In Progress	Completed	In Progress	Completed	
Structures	13	13	21	8	10	0	44	21	65
Guideway	13	2	29	19	21	0	63	21	84

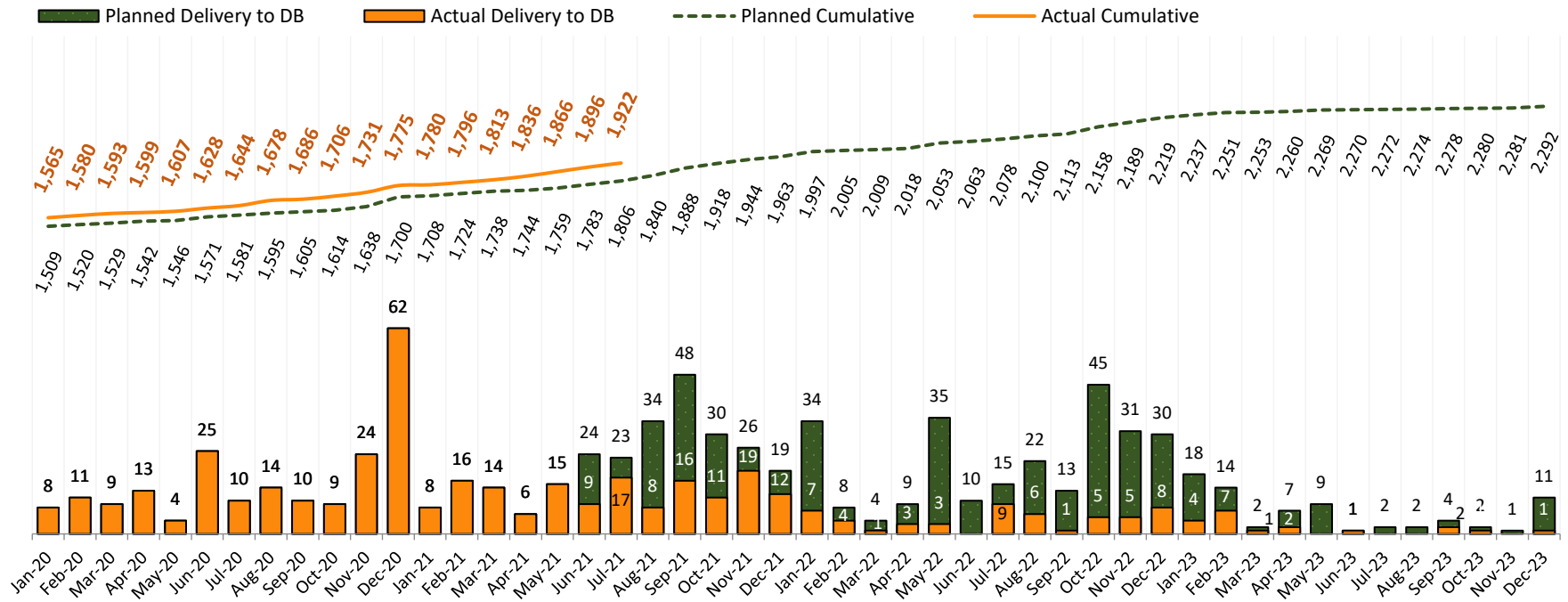
Notes:

1. The chart above incorporates Revised Baseline Schedules (RBS) Revision 2 data.
2. Total Structures: 93 each.
3. Total Guideway: approximately 119 miles.
4. Structures – 65 underway/substantially complete compared to 93 structures total. No increase from the previous period:
 - a. CP 1 – 26 structures underway/substantially complete. Two behind. Central Avenue did not start in July as planned due to outstanding 48 access resolution. Jensen Trench did not start as planned in July due to resubmittal of crossing application taking longer than planned.
 - b. CP 2-3 – 29 structures underway/substantially complete. Two behind. Grangeville Avenue and Deer Creek Viaduct pending ROW acquisition. Estimated for November 2021.
 - c. CP 4 – 10 structures underway/substantially complete. On target.
5. Guideway – 84 miles constructed/underway compared to 119 miles total. No increase from the previous period:
 - a. CP 1 – 15 miles underway/substantially complete. On target.
 - b. CP 2-3 – 48 miles underway/substantially complete. One mile behind plan south of Dutch John Cut pending ROW acquisition.
 - c. CP 4 – 21 miles underway/substantially complete. One mile behind. Pending environmental clearance on Zones 1 and 2 (actual Guideway miles is 21.3 – rounded to 21). **Update: Environmental cleared in August and currently seeking approval of Wildlife Exclusion Fencing.**

CP 1-4 – Right-of-Way (ROW) Summary

Construction Package	Total Needed Parcels July 31, 2021	Total Parcels Delivered to Date July 31, 2021	Remaining Parcels to be Delivered July 31, 2021
CP 1	1,059	937	122
CP 2-3	996	794	202
CP 4	237	191	46
Total	2,292	1,922	370

CP 1-4 – Parcel Delivery to Design-Builder (DB) Summary



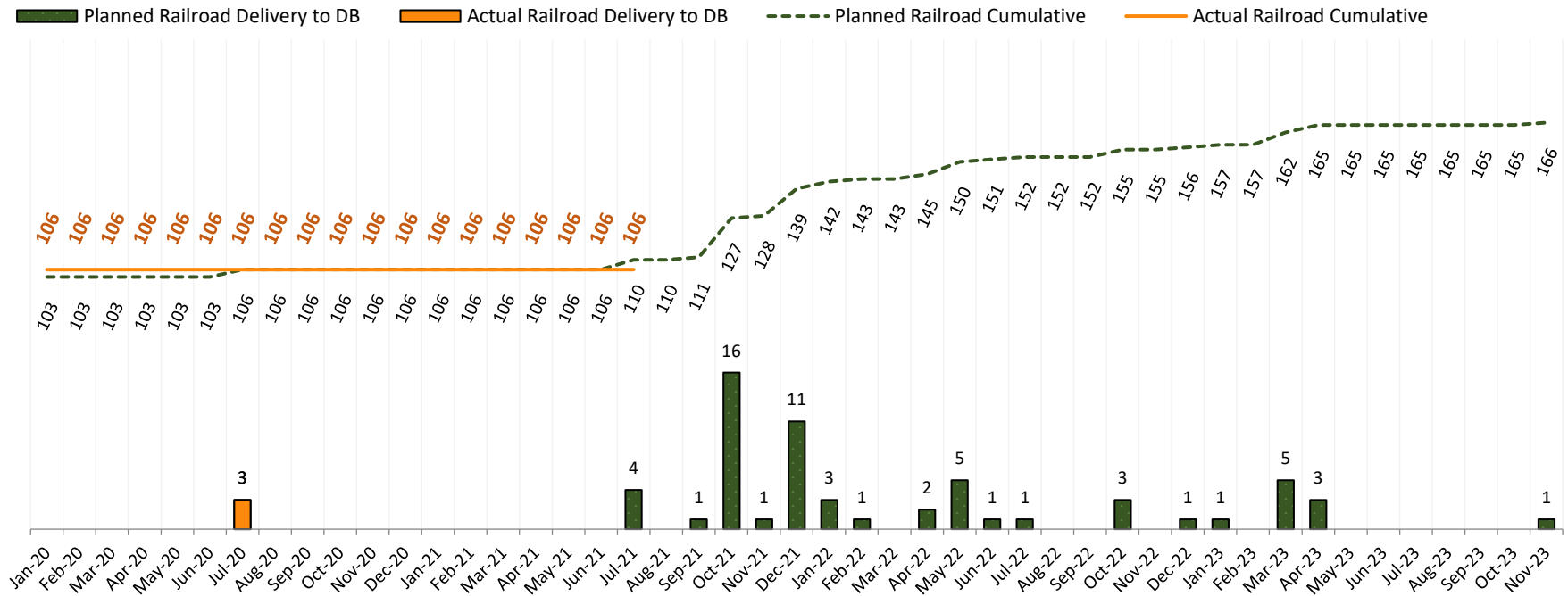
Notes:

1. This reflects the current Revised Baseline Schedules (RBS) Revision 2 for CP 1, CP 2-3, and CP 4.
2. Actual cumulative line for July 2021 reflects delivered parcels that are forecasted in future months.

CP 1-4 – Right-of-Way (ROW) Railroad Summary

Construction Package	Total Needed Railroad Parcels July 31, 2021	Total Railroad Parcels Delivered to Date July 31, 2021	Remaining Railroad Parcels to be Delivered July 31, 2021
CP 1	83	53	30
CP 2-3	54	26	28
CP 4	29	27	2
Total	166	106	60

CP 1-4 – Railroad Parcel Delivery to Design-Builder (DB) Summary



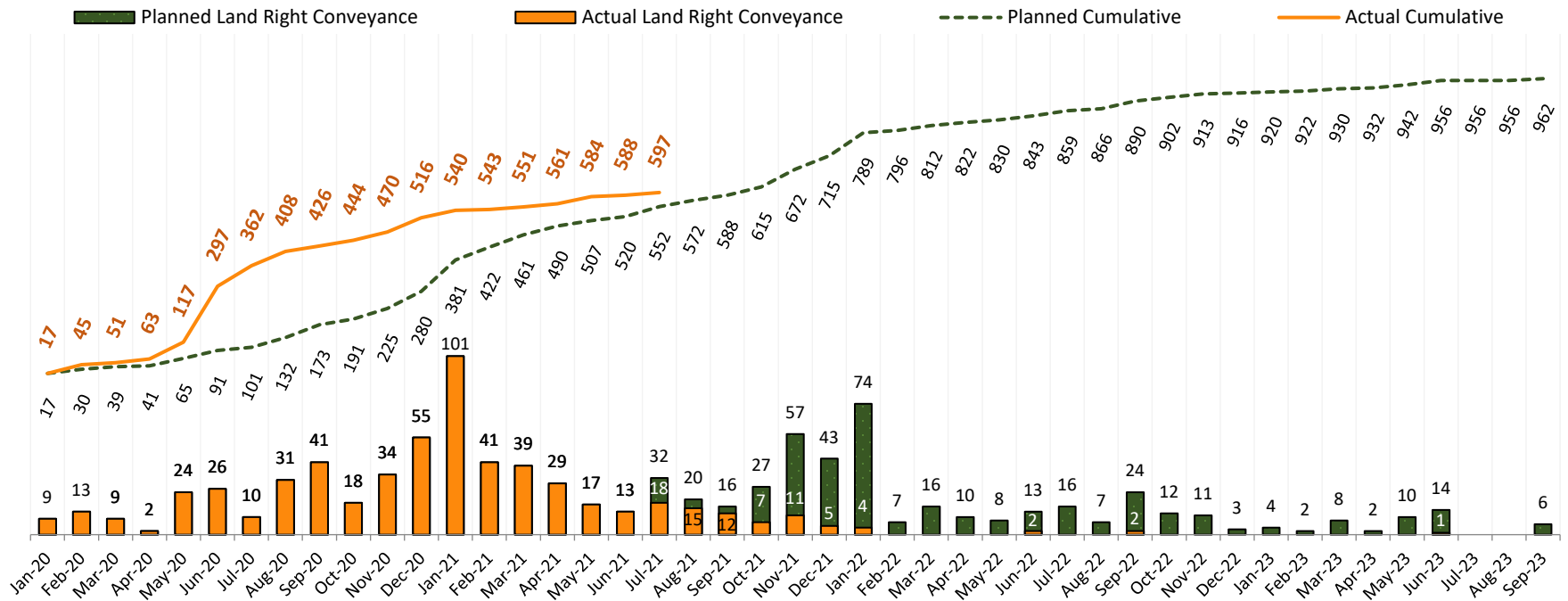
Notes:

1. This reflects the current Railroad Revised Baseline Schedules (RBS) Revision 2 for CP 1, CP 2-3, and CP 4.

CP 1-4 – Tier 1 Land Right Conveyances Required Prior to Construction (PG&E, SCE, FID, FMFCD) Summary

Construction Package	Total Needed Land Right Conveyances July 31, 2021	Total Land Right Conveyances Approved ⁽³⁾ July 31, 2021	Remaining Land Right Conveyances to be Approved July 31, 2021
CP 1	439	326	113
CP 2-3	435	233	202
CP 4	88	38	50
Total	962	597	365

CP 1-4 – Tier 1 Land Right Conveyances Required Prior to Construction (PG&E, SCE, FID, FMFCD) Summary



Notes:

1. This reflects the current Revised Baseline Schedules (RBS) Revision 2 for CP 1, CP 2-3, and CP 4.
2. Actual Cumulative for July 2021 includes completed land right conveyances that are forecasted in future months.
3. The term "Approved" is defined as land right conveyances with Director of Real Property for signature, PG&E for signature, or recorded.

119-Mile Central Valley Segment – Third-Party Agreements

CP 1-4 – Look Ahead - Estimated Completion Timeline for Critical Third-Party Agreements

Entity	Project Section	Result of Resolution	Previous Estimated Completion	Current Estimated Completion
County of Kings	CP 2-3	Covers transfer of ROW between Authority and County. Grants immediate right of possession to Authority and use of existing ROW for construction. Kings County Board of Supervisors approved Agreement on August 10, 2021. Authority is awaiting receipt of the signed Agreement for final execution. Update: Executed August 30, 2021.	Jul-21	Sep-21
City of Wasco	CP 4	Covers transfer of ROW between Authority and City. Grants immediate right of possession to Authority and use of existing ROW for construction. Authority reengaging City of Wasco in negotiations. Updated draft to be provided to City for review in August 2021.	Jul-20	Dec-21
City of Wasco	CP 4	Defines ownership and maintenance of grade separations between Authority and City in perpetuity. Authority reengaging City of Wasco in negotiations. Updated draft to be provided to City for review in August 2021.	Jul-20	Dec-21
City of Wasco	CP 4	Grade Separation Agreement details the parties' obligations regarding design and construction work for Poso Avenue grade separation, Poso and J Street extensions, 6 th Street closure, and Amtrak pedestrian underpass. Authority still finalizing exhibits and agreement language with the City of Wasco. Updated draft to be provided to City for review in August 2021.	N/A	Dec-21
Semitropic Water Storage District	CP 4	Design and construction of facilities. Semitropic Board approved July 14, 2021.	May-21	Completed
Semitropic Water Storage District	CP 4	CCUA ⁽¹⁾ template allows prompt execution of land conveyances. Semitropic Board approved July 14, 2021.	May-21	Completed
Semitropic Water Storage District	CP 4	JUA ⁽²⁾ template allows prompt execution of land conveyances. Semitropic Board approved July 14, 2021.	May-21	Completed

Notes:

- Consent to Common Use Agreement (CCUA) – CCUAs recognize/perpetuate a facility owner's existing rights where a facility is either protected in place in an area that is now within the Authority's ROW or relocated to a new position within the Authority's ROW, but also still within the facility owner's existing ROW (for example, an open canal is converted to a box culvert under the Authority corridor). CCUAs also establish the facility owner's and Authority's respective rights and obligations for occupying, maintaining, and accessing the joint use area.
- Joint Use Agreement (JUA) – JUAs identify and convey replacement easement rights to facility owners when their utility facility relocates to a position within the Authority's ROW)and outside or partly outside of the facility owner's existing ROW. JUAs also establish the facility owner's and Authority's respective rights and obligations for occupying, maintaining, and accessing the joint use area.

CONSTRUCTION PACKAGE 1 (CP 1) OVERVIEW⁽¹⁾

CP 1 – Design-Build Contract Summary⁽²⁾

Milestones

Milestone	Date
RFQ Date:	11/15/2011
SOQ Date:	12/19/2011
RFP Date:	03/22/2012
Proposal:	01/18/2013
Bid Open Date:	04/13/2013
Award Date:	08/16/2013
NTP 1 Date:	10/15/2013
NTP 2 Date:	11/22/2013
NTP 3 Date:	07/11/2014
Original Completion Date:	03/31/2018
Current Contract Completion Date:	11/02/2021
Current Forecast Substantial Completion Date⁽³⁾:	12/29/2023

Contract Value

Description	Amount
Fixed Bid Price:	\$969,988,000.00
Provisional Sums:	\$53,000,000.00
Original Contract Price:	\$1,022,988,000.00
Executed Change Orders:	\$1,392,386,610.38
Current Contract Amount:	\$2,415,374,610.38
Approved Invoices to Date:	\$1,570,306,903.24
Remaining Contract Balance:	\$845,067,707.14

Contract Time Status

Description	Duration
Original Contract Days:	1,628
Extension of Time Awarded:	2,099
Current Forecast Contract Days:	3,727
Calendar Days Worked (thru 07/31/2021):	2,846

Expended to Date

Description	Percentage
Time:	76.4%
Dollars:	65.0%

Growth Percentage

Description	Percentage
Time:	128.9%
Dollars:	136.1%

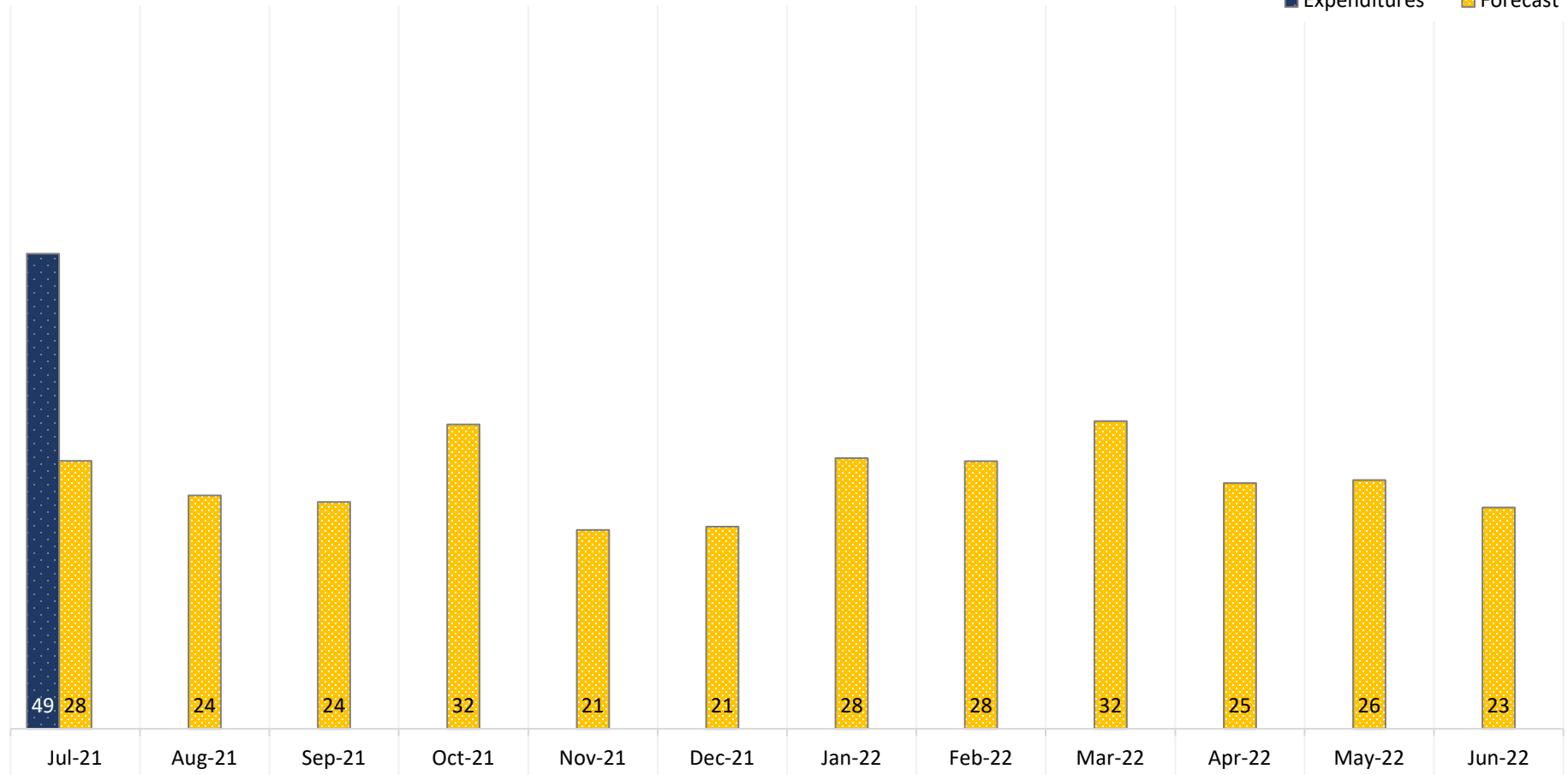
Notes:

- Information in this section is coming from data provided by the PCM – Monthly Status Report.
- The dollar values above remain at Revised Baseline Schedules (RBS) Revision 1 data.
- Revised Baseline Schedules (RBS) Revision 2 Current Forecast Substantial Completion Date (Pending executed change order) – December 29, 2023.
- Contract Time Status, Expended to Date, and Growth Percentage calculation of extension and expended time is based on the Current Forecast Substantial Completion Date.

CP 1 – Design-Build Planned vs. Actual Expenditures – Near Term

CP 1 – Fiscal Year Expenditures (\$ Millions)

■ Expenditures ■ Forecast



Notes:

1. The projections are subject to change pending the approval of the Revised Baseline Schedule (RBS) Revision 2.
2. Expenditures in the chart above are specific to the Design-Builder production and based on the Capital Outlay and Expenditure Report.

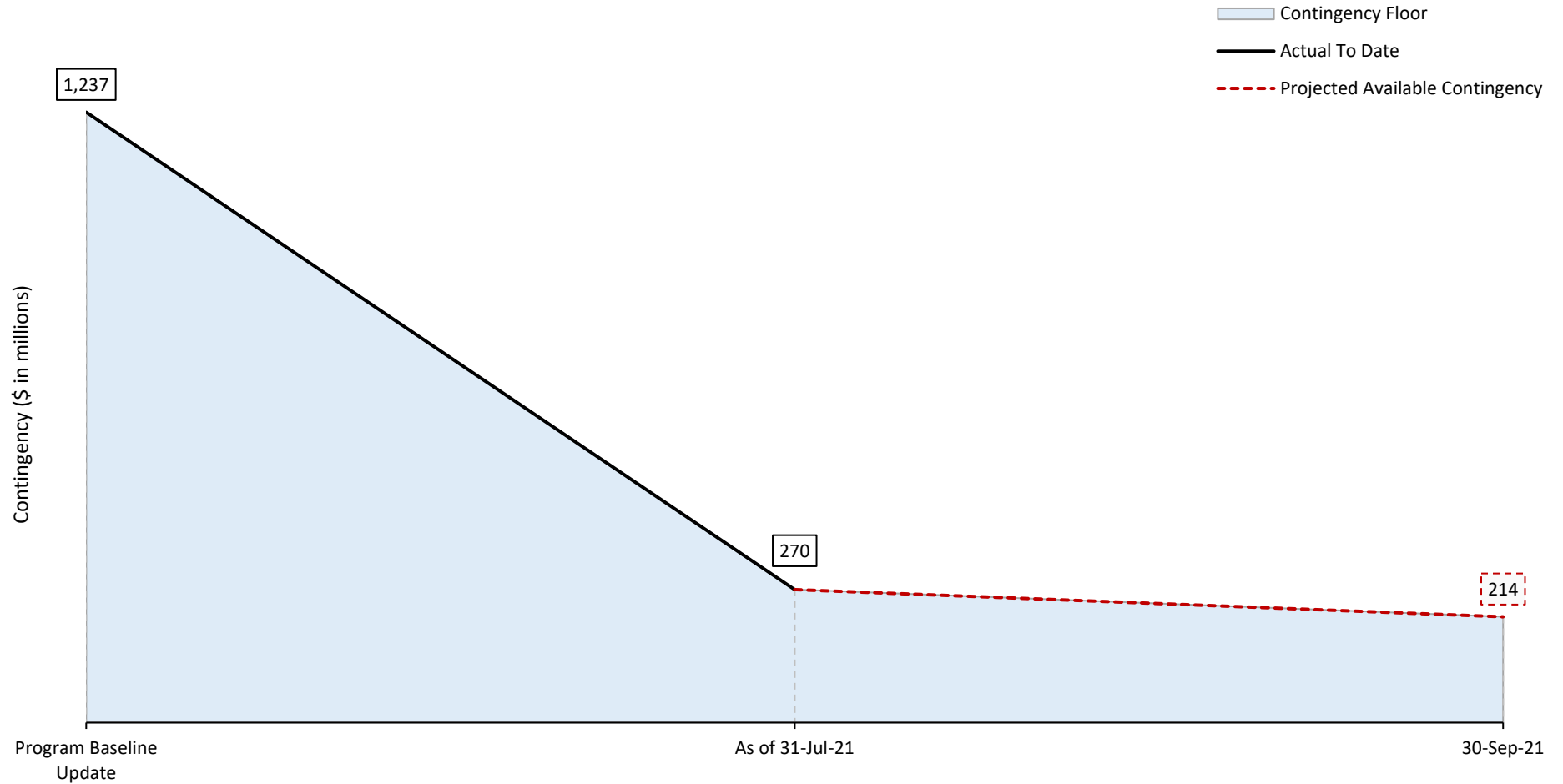
CP 1 – Executed Change Order Status

CP 1 – Executed Change Order Status

CO Number	Title	Change Status	Amount	Executed Date
00364	Avenue 15.5 Steel Structures Changes – Construction	Executed	\$8,000,000.00	21-Jul-21
00390	BNSF and UPRR Access Roads - Construction	Executed	\$24,265,970.00	30- Jul-21
00362	Golden State Boulevard Realignment - Utilities	Executed	\$19,251,944.00	30- Jul-21
00313.01	RCP Casing or Restrained Joints - Option 3 Steel Casing for Class V RCP without MRJs	Executed	\$771,367.00	30- Jul-21
00379	Fresno Trench North - Overhead Catenary System (OCS)	Executed	\$95,481.00	08- Jul-21
00381	UPRR Scope Change Additional Signal Houses Grading Pads	Executed	\$18,076.00	16-Jul-21
00377	Caltrans SR180 Metal Beam Guard Rail Safety Concern K-Rail	Executed	\$269,797.22	08- Jul-21
TOTAL			\$52,672,635.22	

CP 1 – Risk - Contingency Report

CP 1 – Risk - Contingency Report

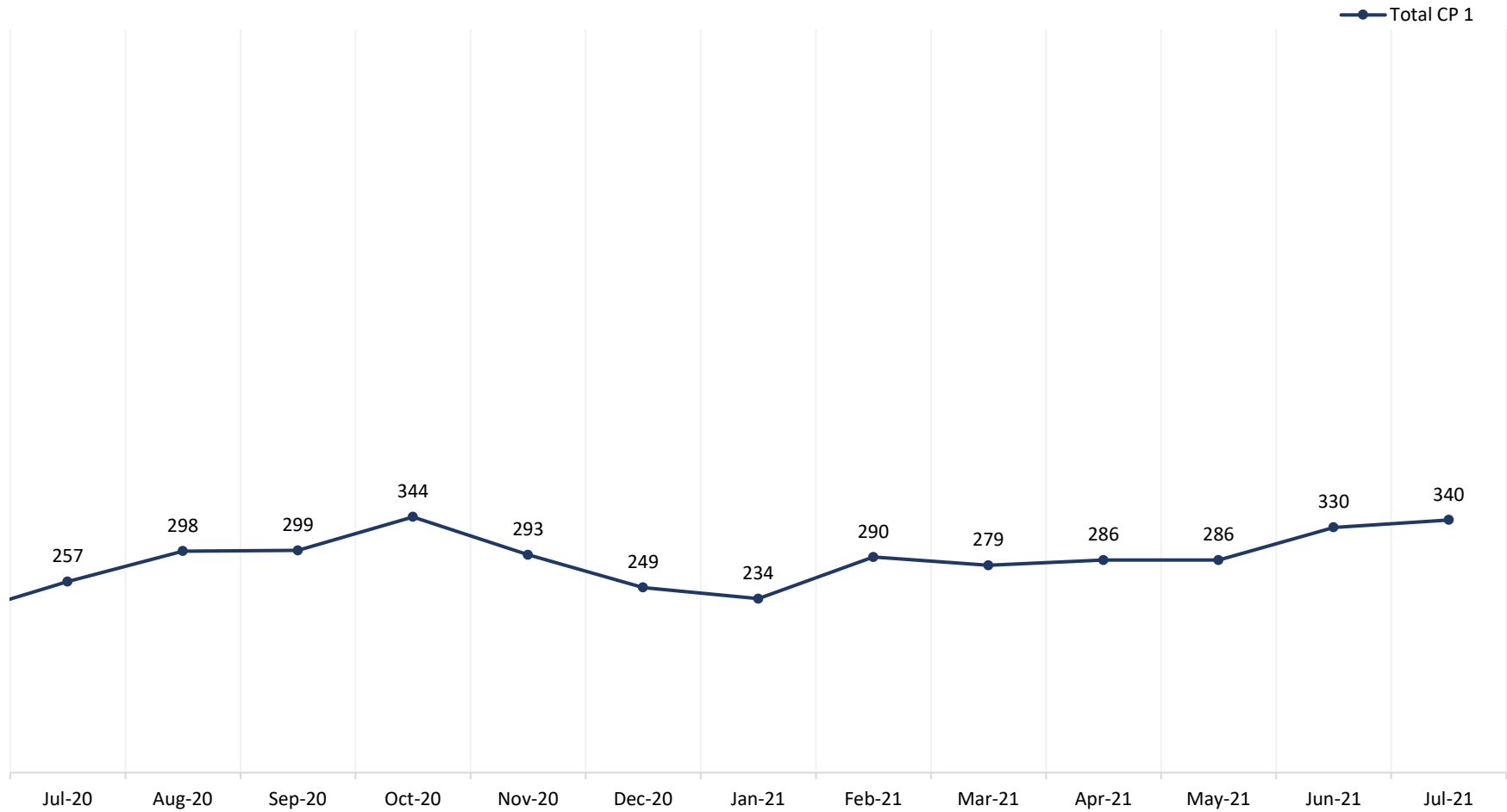


Notes:

1. The contingency drawdown curve has been revised to reflect projected contingency drawdown for the entire CP 1-4 Project through the end of the current quarter (30-Sep-21).
2. Based on the current change order forecast, this is the expected drawdown on the CP Revision 1 budgeted contingency. New budgeted contingency values for the CP will be established in Revision 2 (currently pending approval).
3. Forecasted drawdown is based on the DB contingency only. No forecasts have been provided for Project and Construction Management (PCM), ROW, Provisional Sum, or Third-Party Allocated Contingency.
4. Contingency Report Charts have been updated based on updated change order forecasts.

CP 1 – Monthly Construction Workforce Total

CP 1 – Monthly Construction Workforce Total – Actual

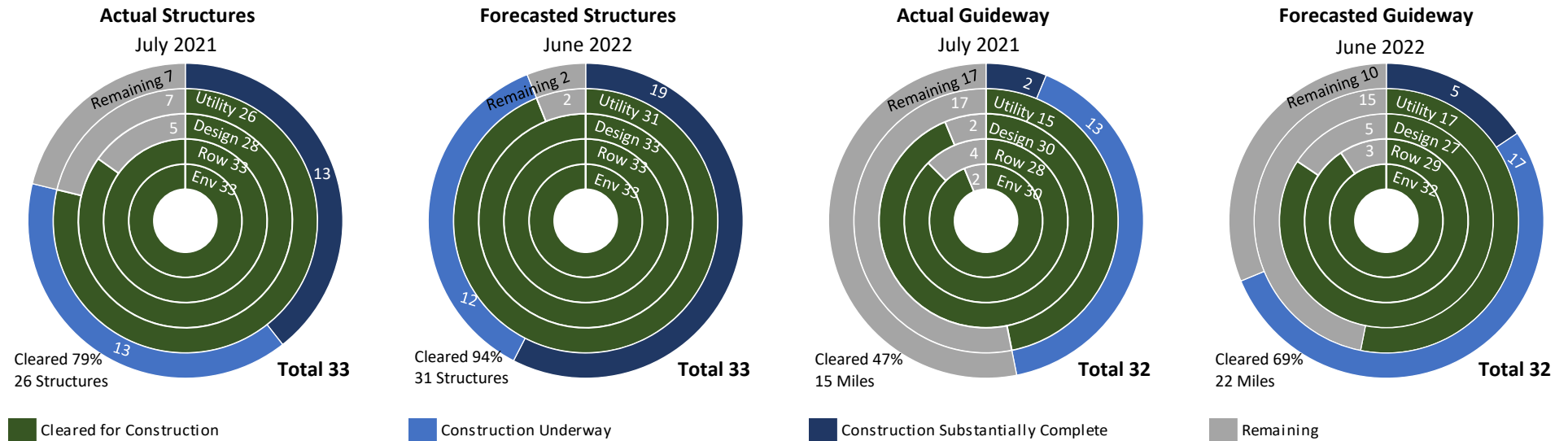


Notes:

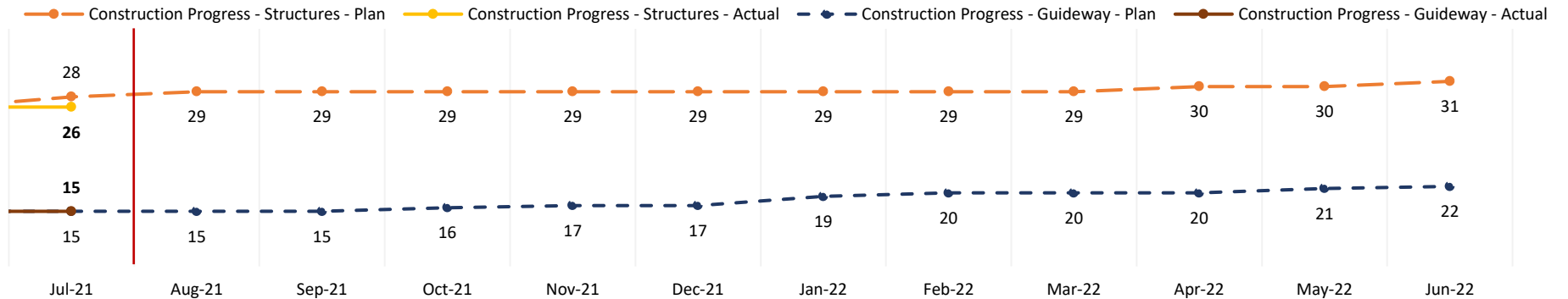
- 1. The construction labor numbers (full-time employees) are based on the working calendar month.
- 2. The data represents the overall total on a per working calendar month average status.

CP 1 – Construction Progress

CP 1 – Construction Progress



CP 1 – Construction Progress to Completion – Planned vs. Actual



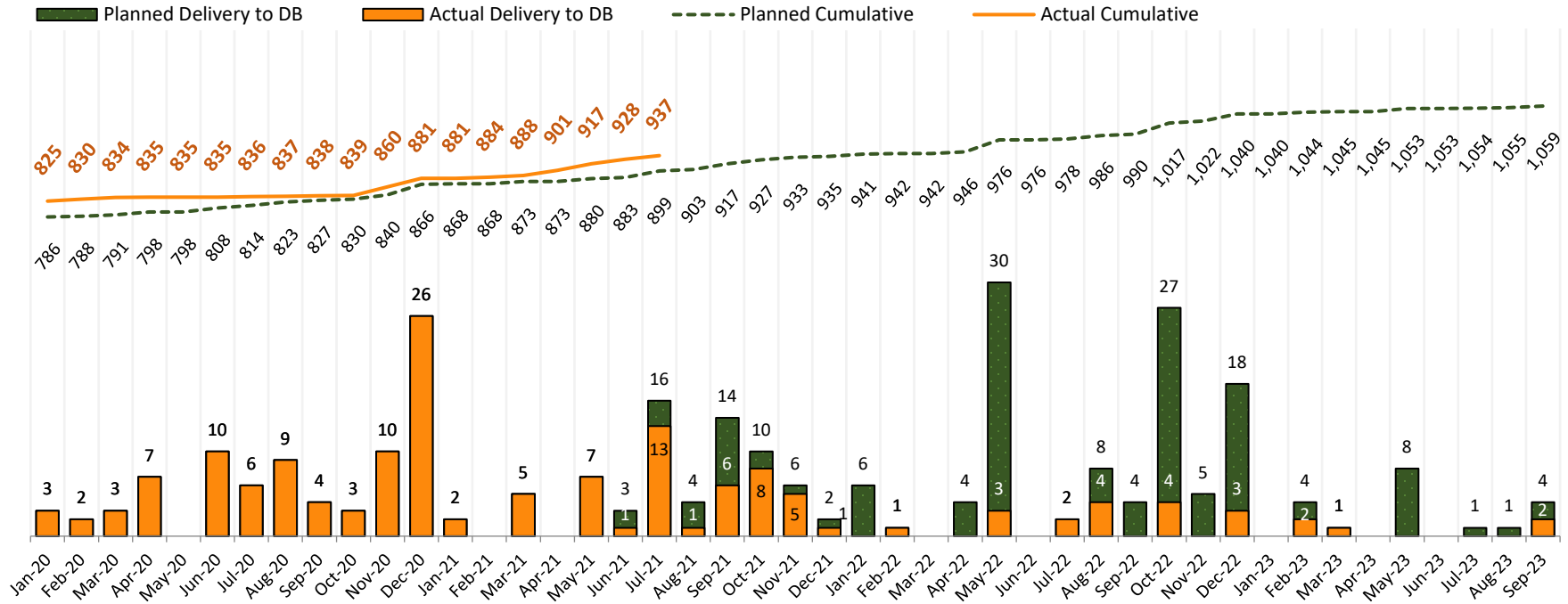
Notes:

1. The chart above incorporates Revised Baseline Schedules (RBS) Revision 2 data.
2. Total Structures: 33 structures:
 - a. 26 structures underway/substantially complete. Two behind. Central Avenue did not start in July as planned due to outstanding 48 access resolution. Jensen Trench did not start as planned in July due to resubmittal of crossing application taking longer than panned.
3. Total Guideway: 32 miles:
 - a. 15 miles underway/substantially complete. On target.

CP 1 – Right-of-Way (ROW) Summary

Construction Package	Total Needed Parcels July 31, 2021	Total Parcels Delivered to Date July 31, 2021	Remaining Parcels to be Delivered July 31, 2021
CP 1	1059	937	122

CP 1 – Parcel Delivery to Design-Builder (DB) Summary



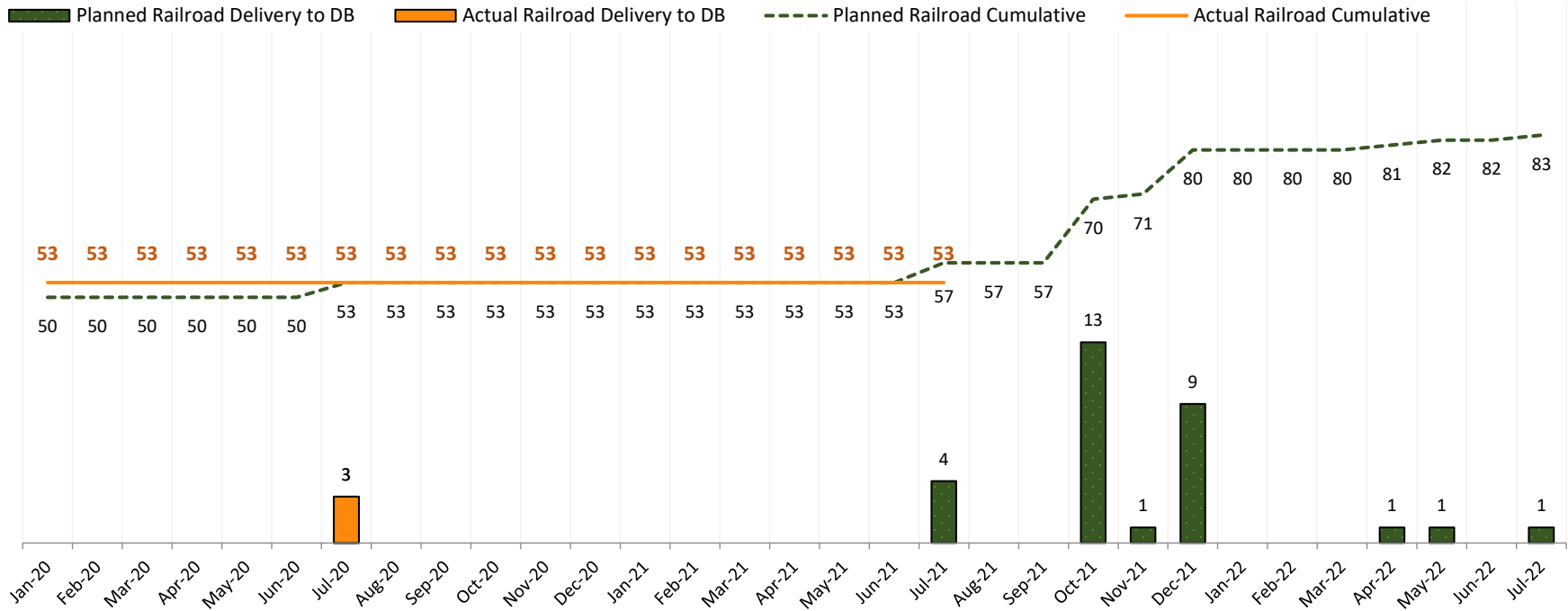
Notes:

1. This reflects the current Revised Baseline Schedules (RBS) Revision 2 for CP 1.
2. Actual cumulative line for July 2021 reflects delivered parcels that are forecasted in future months.

CP 1 – Right-of-Way (ROW) Railroad Summary

Construction Package	Total Needed Railroad Parcels July 31, 2021	Total Railroad Parcels Delivered to Date July 31, 2021	Remaining Railroad Parcels to be Delivered July 31, 2021
CP 1	83	53	30

CP 1 – Railroad Parcel Delivery to Design-Builder (DB) Summary



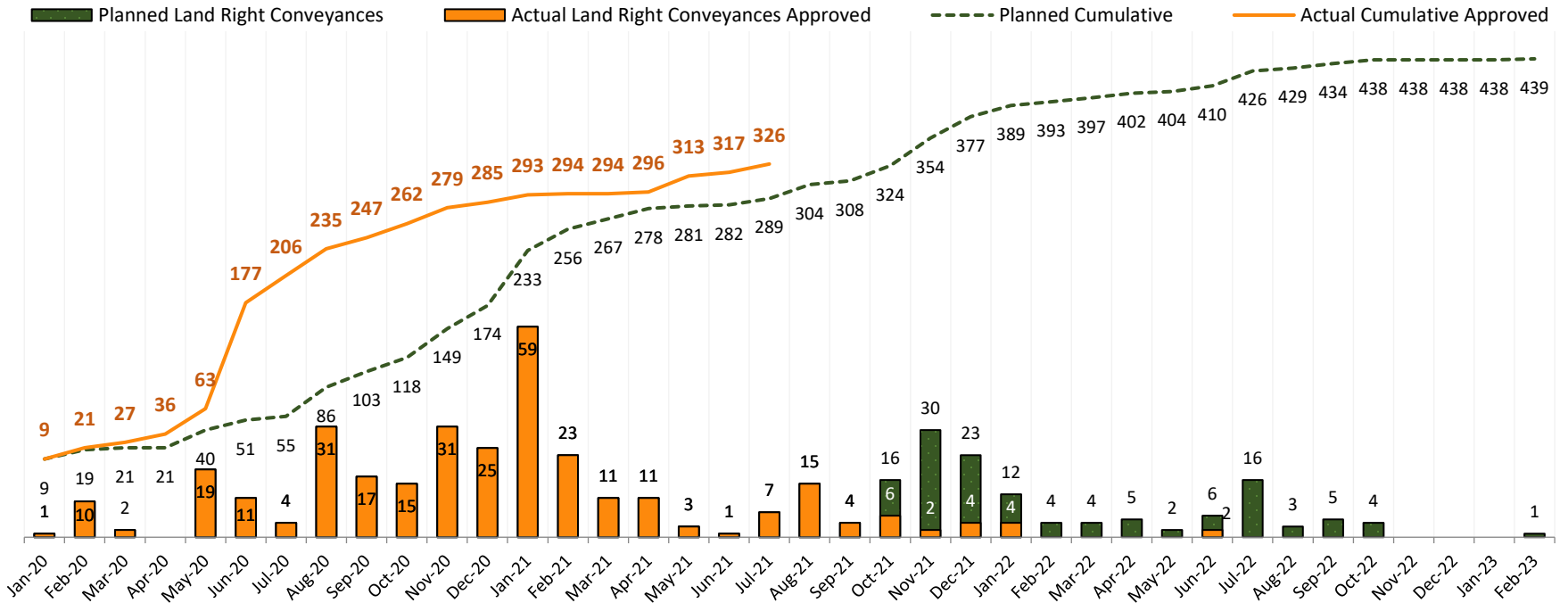
Notes:

1. This reflects the current Revised Baseline Schedules (RBS) Revision 2 for CP 1.

CP 1 – Tier 1 Land Right Conveyances Required Prior to Construction (PG&E, SCE, FID, FMFCD) Summary

Construction Package	Total Needed Land Right Conveyances July 31, 2021	Total Land Right Conveyances Approved ⁽³⁾ to Date July 31, 2021	Remaining Land Right Conveyances to be Approved July 31, 2021
CP 1	439	326	113

CP 1 – Tier 1 Land Right Conveyances Required Prior to Construction (PG&E, SCE, FID, FMFCD) Summary



Notes:

1. This projection is based on the Revised Baseline Schedules (RBS) Revision 2 for CP1.
2. Actual Cumulative for July 2021 includes completed land right conveyances that are forecasted in future months.
3. The term "Approved" is defined as land right conveyances with Director of Real Property for signature, PG&E for signature, or recorded.
4. Two Tier 1 Land Right Conveyances added.

CONSTRUCTION PACKAGE 2-3 (CP 2-3) OVERVIEW⁽¹⁾

CP 2-3 – Design-Build Contract Summary⁽²⁾

Milestones

Milestone	Date
RFQ Date:	10/09/2013
SOQ Date:	12/13/2013
RFP Date:	04/03/2014
Proposal:	10/30/2014
Bid Open Date:	12/11/2014
Award Date:	06/10/2015
LNTP Date:	06/12/2015
NTP Date:	07/25/2015
Original Completion Date:	08/19/2019
Current Contract Completion Date:	04/18/2022
Current Forecast Substantial Completion Date⁽³⁾:	12/31/2023

Contract Value

Description	Amount
Fixed Bid Price:	\$1,205,335,890.00
Provisional Sums:	\$160,000,000.00
Original Contract Price:	\$1,365,335,890.00
Executed Change Orders:	\$779,330,752.42
Current Contract Amount:	\$2,144,666,642.42
Approved Invoices to Date:	\$1,404,109,198.31
Remaining Contract Balance:	\$740,557,444.11

Contract Time Status

Description	Duration
Original Contract Days:	1,486
Extension of Time Awarded:	1,595
Current Forecast Contract Days:	3,081
Calendar Days Worked (thru 07/31/2021):	2,198

Expended to Date Percentage

Description	Percentage
Time:	71.3%
Dollars:	65.5%

Growth Percentage

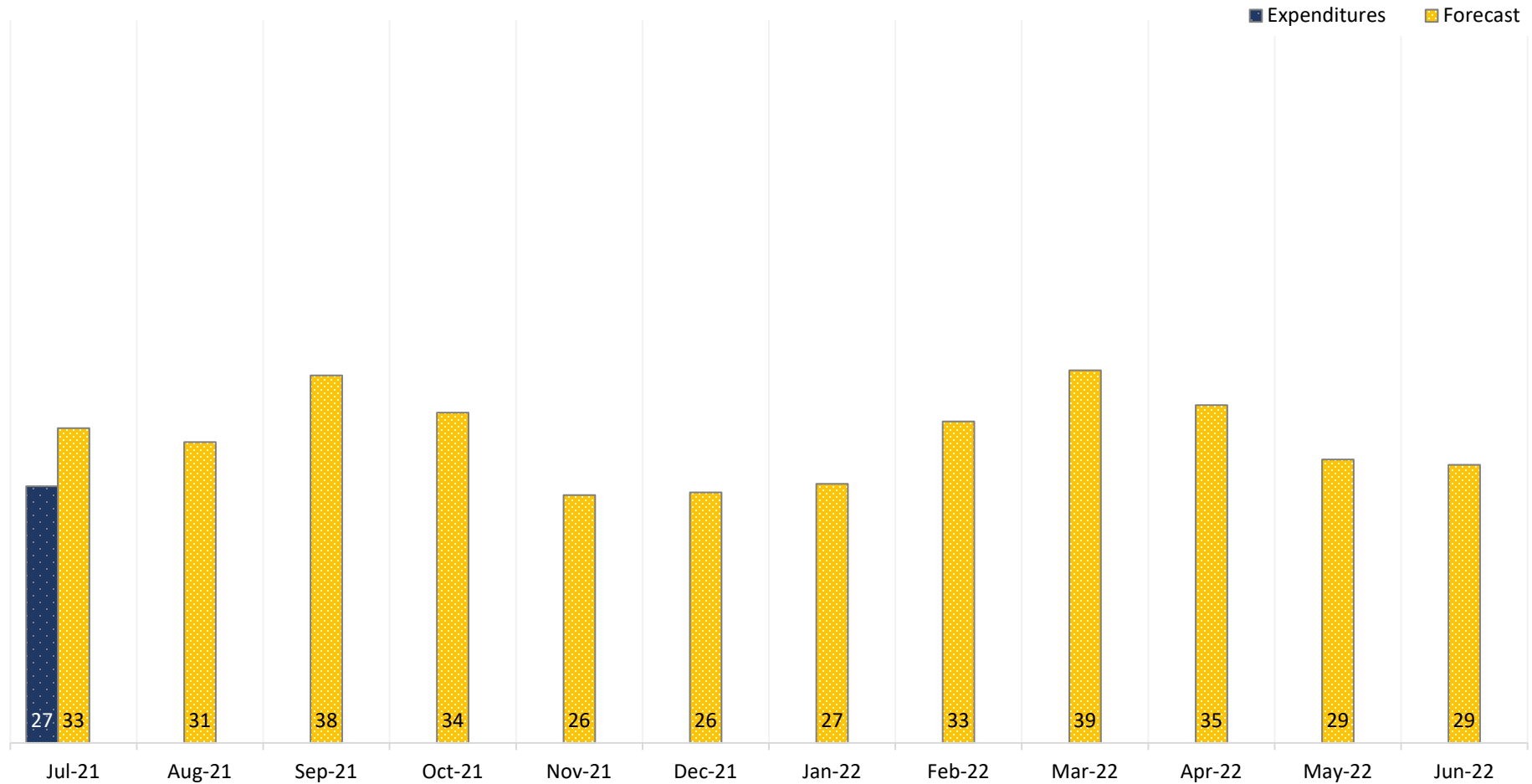
Description	Percentage
Time:	107.3%
Dollars:	57.1%

Notes:

- Information in this section is coming from data provided by the PCM – Monthly Status Report.
- The dollar values above remain at Revised Baseline Schedules (RBS) Revision 1 data.
- Revised Baseline Schedules (RBS) Revision 2 Current Forecast Substantial Completion Date (Pending executed change order) – December 31, 2023.
- Contract Time Status, Expended to Date, and Growth Percentage calculation of extension and expended time is based on the Current Forecast Substantial Completion Date.

CP 2-3 – Design-Build Planned vs. Actual Expenditures – Near Term

CP 2-3 – Fiscal Year Expenditures (\$ Millions)



Notes:

1. The projections are subject to change pending the approval of the Revised Baseline Schedule (RBS) Revision 2.
2. Expenditures in the chart above are specific to the Design-Builder production and based on the Capital Outlay and Expenditure Report.
3. ROW acquisition delayed at various locations. ROW resolution at Tule River opens the entire Tule River Viaduct area for construction, which facilitates an increase in production.
4. Multiple structure and guideway locations were not able to start as planned per the Revised Baseline Schedules (RBS) Revision 1 due to prolonged ROW acquisitions.

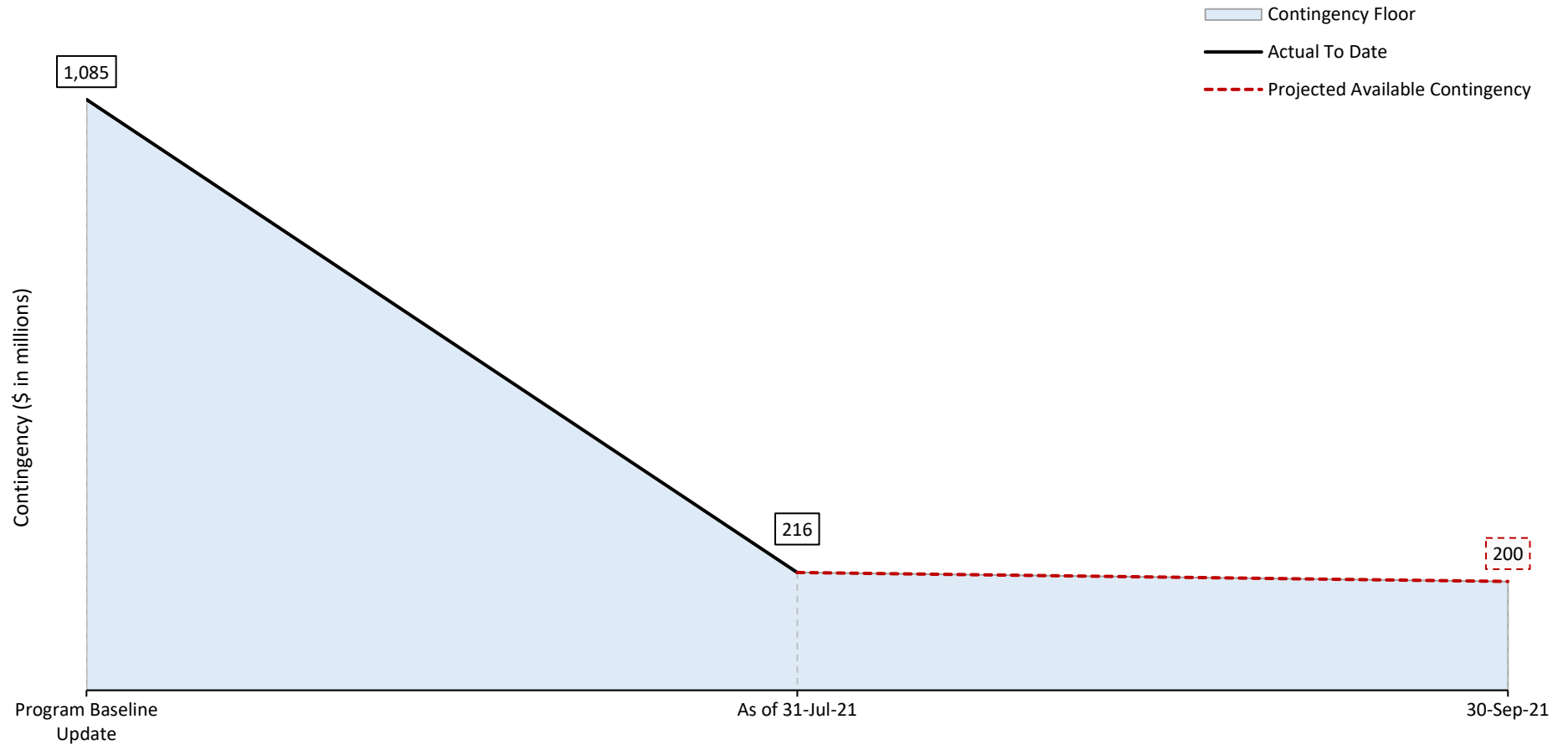
CP 2-3 – Executed Change Order Status

CP 2-3 – Executed Change Order Status

CO Number	Title	Change Status	Amount	Executed Date
00140.1	Tied Arch Bridge 1H-03 Highland	Executed	\$1,491,429.00	20-Jul-21
00258	Dutch John Cut Hammerhead Piers	Executed	\$144,768.00	13-Jul-21
00253	Cole Slough Structure	Executed	\$156,420.00	08-Jul-21
00251	Bevins Casing for Fresno County Maintenance	Executed	\$8,887.00	06-Jul-21
00254	MINA Orchards - Utility Crossing	Executed	\$292,765.00	06-Jul-21
TOTAL			\$2,094,269.00	

CP 2-3 – Risk - Contingency Report

CP 2-3 – Risk - Contingency Report

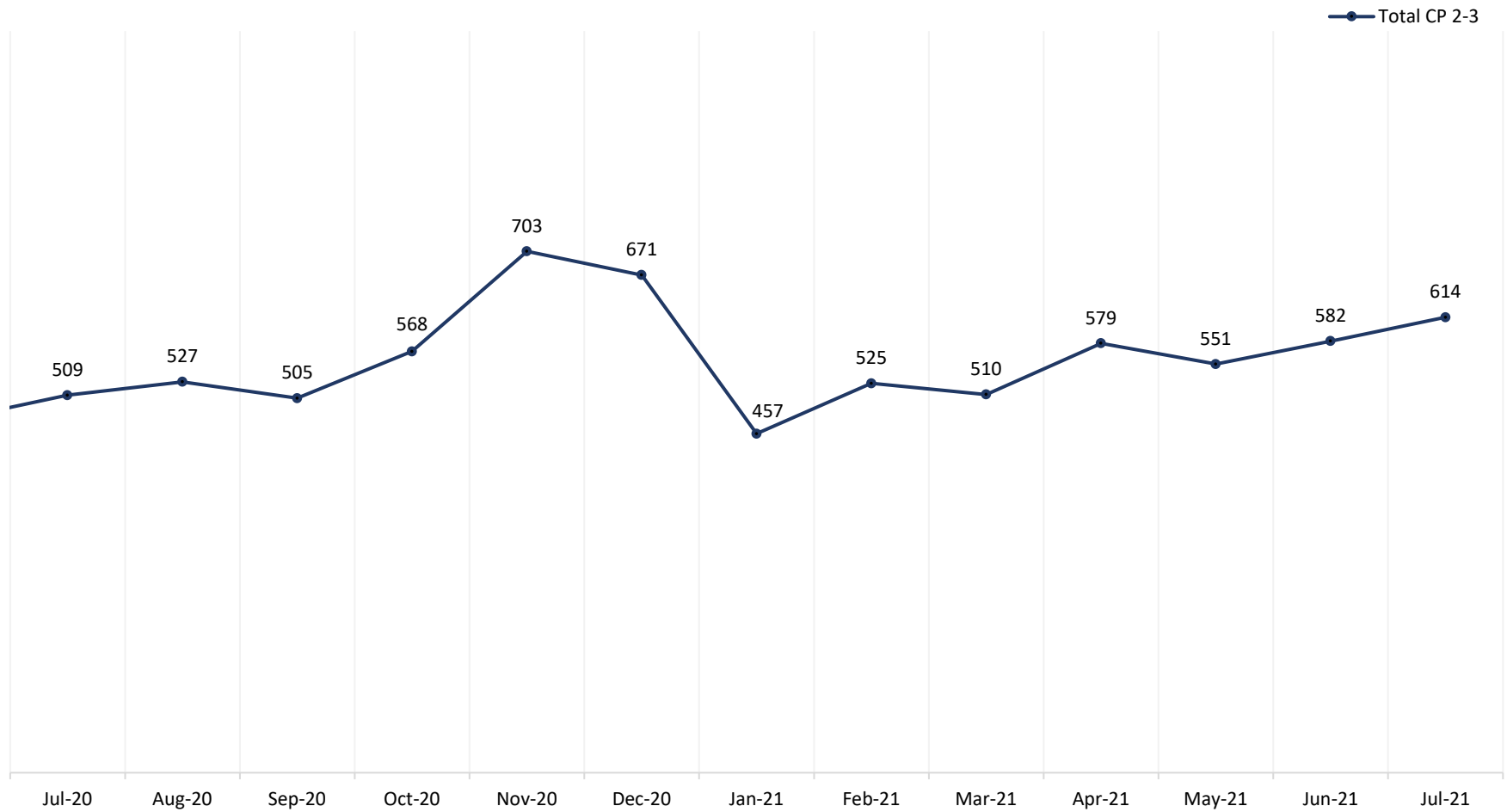


Notes:

1. The contingency drawdown curve has been revised to reflect projected contingency drawdown for the entire CP 1-4 Project through the end of the current quarter (30-Sep-21).
2. Based on the current change order forecast, this is the expected drawdown on the CP Revision 1 budgeted contingency. New budgeted contingency values for the CP will be established in Revision 2 (currently pending approval).
3. Forecasted drawdown is based on the DB contingency only. No forecasts have been provided for Project and Construction Management (PCM), ROW, Provisional Sum, or Third-Party Allocated Contingency.
4. Contingency Report Charts have been updated based on updated change order forecasts.

CP 2-3 – Monthly Construction Workforce Total

CP 2-3 – Monthly Construction Workforce Total – Actual

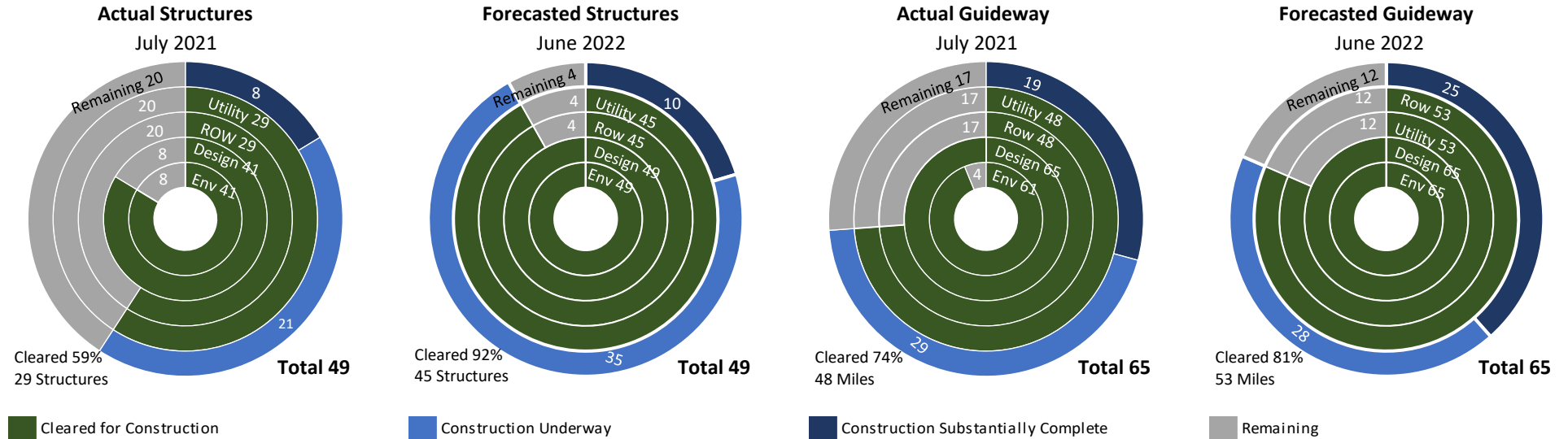


Notes:

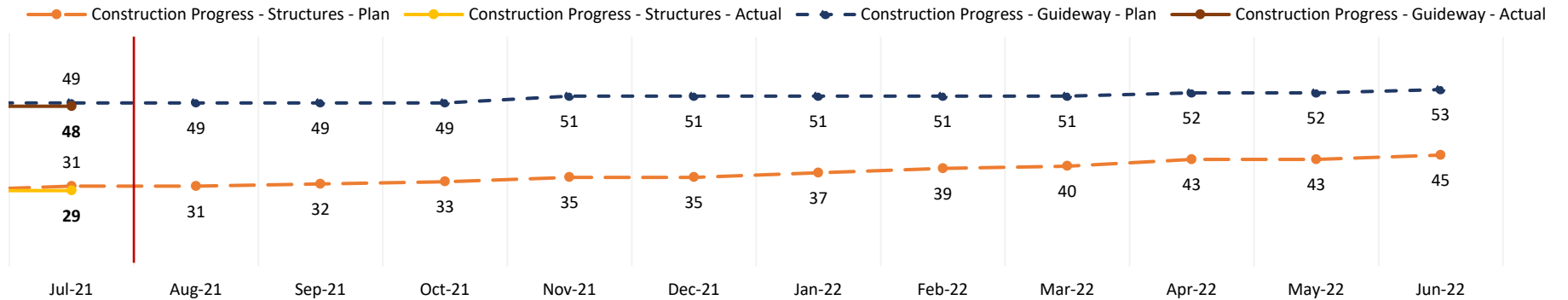
1. The construction labor numbers (full-time employees) are based on the working calendar month.
2. The data represents the overall total on a per working calendar month average status.

CP 2-3 – Construction Progress

CP 2-3 – Construction Progress



CP 2-3 – Construction Progress to Completion – Planned vs. Actual



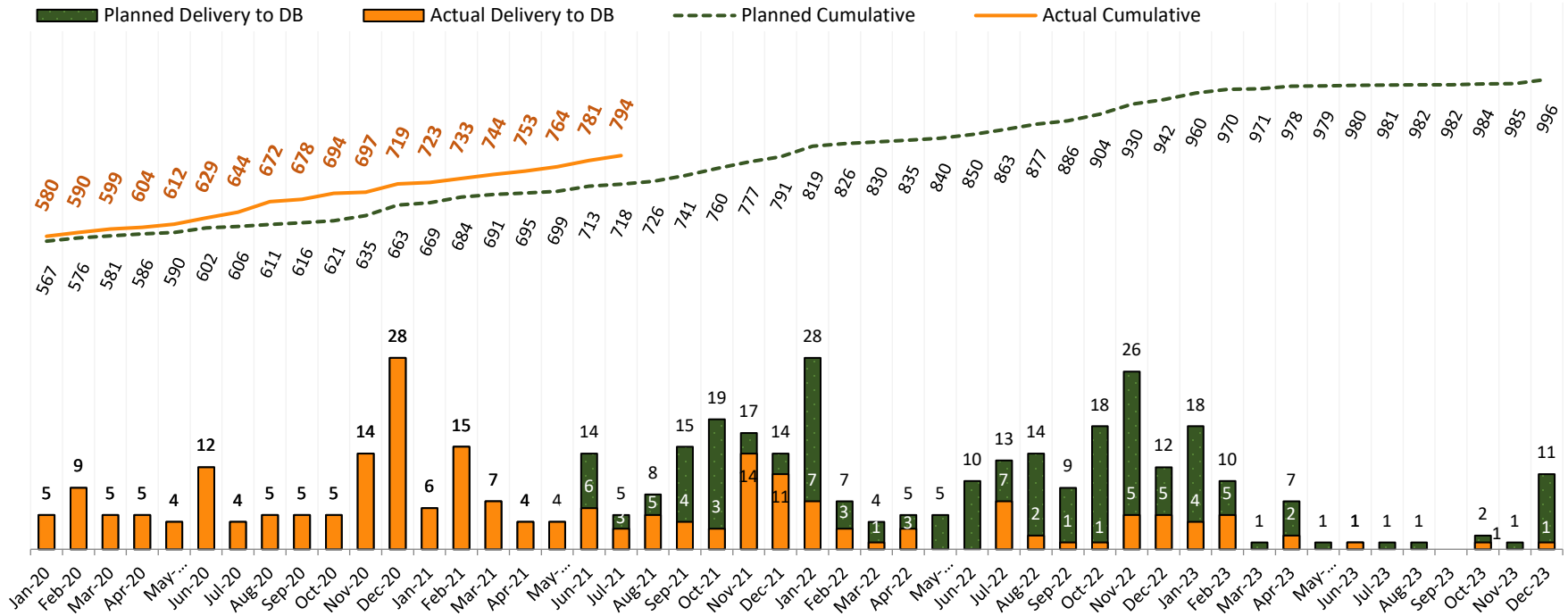
Notes:

- The chart above incorporates Revised Baseline Schedules (RBS) Revision 2 data.
- Total Structures: 49 each:
 - 29 structures underway/substantially complete. Two behind. Grangeville Avenue and Deer Creek Viaduct pending ROW acquisition. Estimated for November 2021.
- Total Guideway: 65 miles:
 - 48 miles underway/substantially complete. One mile behind plan south of Dutch John Cut pending ROW acquisition.

CP 2-3 – Right-of-Way (ROW) Summary

Construction Package	Total Needed Parcels July 31, 2021	Total Parcels Delivered to Date July 31, 2021	Remaining Parcels to be Delivered July 31, 2021
CP 2-3	996	794	202

CP 2-3 – Parcel Delivery to Design-Builder (DB) Summary



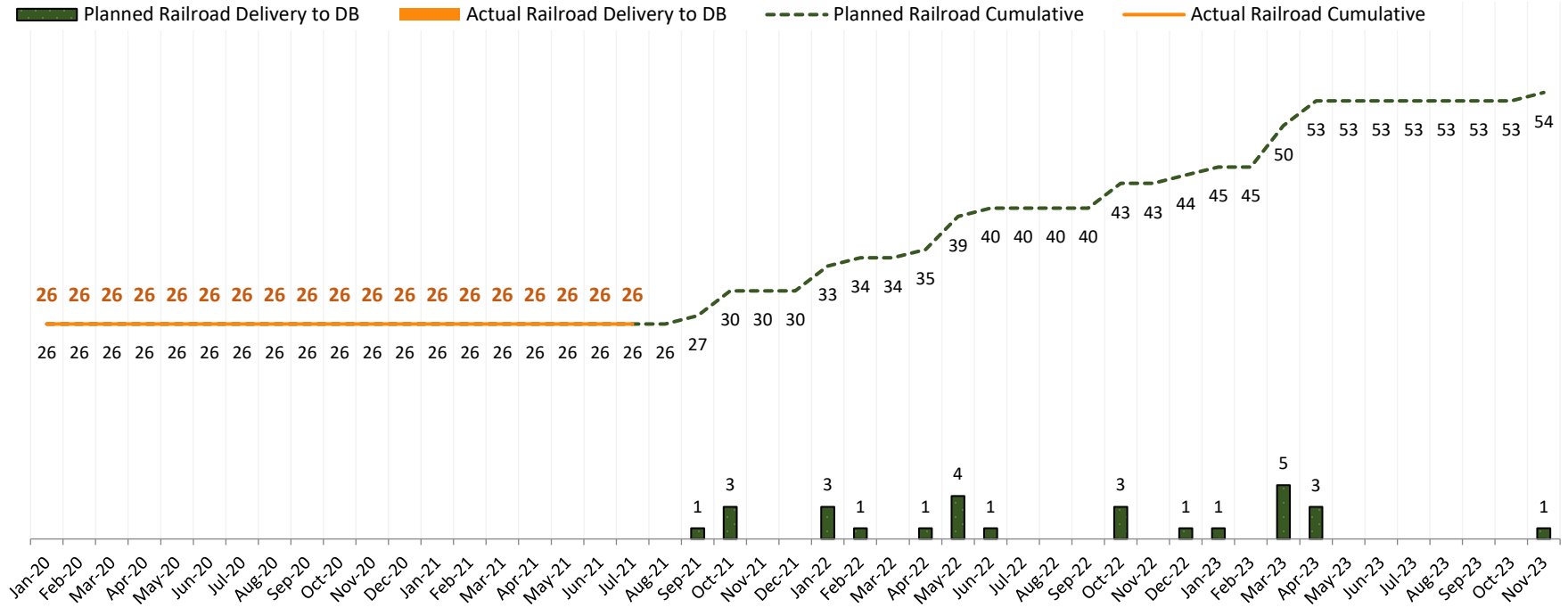
Notes:

1. This reflects the current Revised Baseline Schedules (RBS) Revision 2 for CP 2-3.
2. Actual cumulative line for July 2021 reflects delivered parcels that are forecasted in future months.

CP 2-3 – Right-of-Way (ROW) Railroad Summary

Construction Package	Total Needed Railroad Parcels July 31, 2021	Total Railroad Parcels Delivered to Date July 31, 2021	Remaining Railroad Parcels to be Delivered July 31, 2021
CP 2-3	54	26	28

CP 2-3 – Railroad Parcel Delivery to Design-Builder (DB) Summary



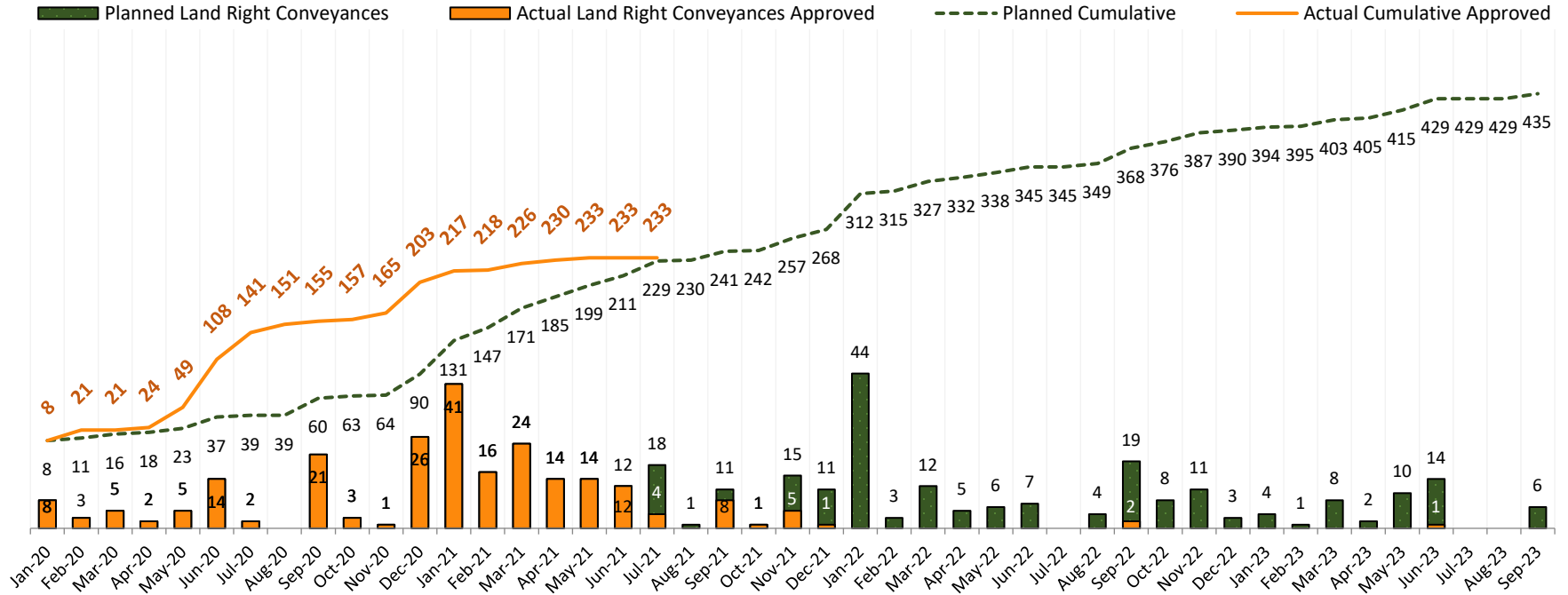
Notes:

1. This reflects the current Railroad Revised Baseline Schedules (RBS) Revision 2 for CP 2-3.

CP 2-3 – Tier 1 Land Right Conveyances Required Prior to Construction (PG&E, SCE, FID, FMFCD) Summary

Construction Package	Total Needed Land Right Conveyances July 31, 2021	Total Land Right Conveyances Approved ⁽³⁾ to Date July 31, 2021	Remaining Land Right Conveyances to be Approved July 31, 2021
CP 2-3	435	233	202

CP 2-3 – Tier 1 Land Right Conveyances Required Prior to Construction (PG&E, SCE, FID, FMFCD) Summary



Notes:

1. This projection has been revised based on the Revised Baseline Schedules (RBS) Revision 2.
2. Actual Cumulative for July 2021 includes completed land right conveyances that are forecasted in future months.
3. The term "Approved" is defined as land right conveyances with Director of Real Property for signature, PG&E for signature, or recorded.

CONSTRUCTION PACKAGE 4 (CP 4) OVERVIEW⁽¹⁾

CP 4 – Design-Build Contract Summary⁽²⁾

Milestones

Milestone	Date
RFQ Date:	11/20/2014
SOQ Date:	01/30/2015
RFP Date:	05/27/2015
Proposal:	11/25/2015
Bid Open Date:	01/05/2016
Award Date:	02/29/2016
LNTP Date:	03/01/2016
NTP Date:	04/15/2016
Original Completion Date:	06/03/2019
Current Contract Completion Date:	02/17/2022
Current Forecast Substantial Completion Date⁽³⁾:	06/22/2022

Contract Value

Description	Amount
Fixed Bid Price:	\$337,247,000.00
Provisional Sums:	\$107,000,000.00
Original Contract Price:	\$444,247,000.00
Executed Change Orders:	\$198,580,718.14
Current Contract Amount:	\$642,827,718.14
Approved Invoices to Date:	\$461,234,266.60
Remaining Contract Balance:	\$181,593,451.54

Current Time Status

Description	Duration
Original Contract Days:	1,144
Extension of Time Awarded:	1,115
Current Forecast Contract Days:	2,259
Calendar Days Worked (thru 07/31/2021):	1,933

Expended to Date

Description	Percentage
Time:	85.6%
Dollars:	71.8%

Growth Percentage

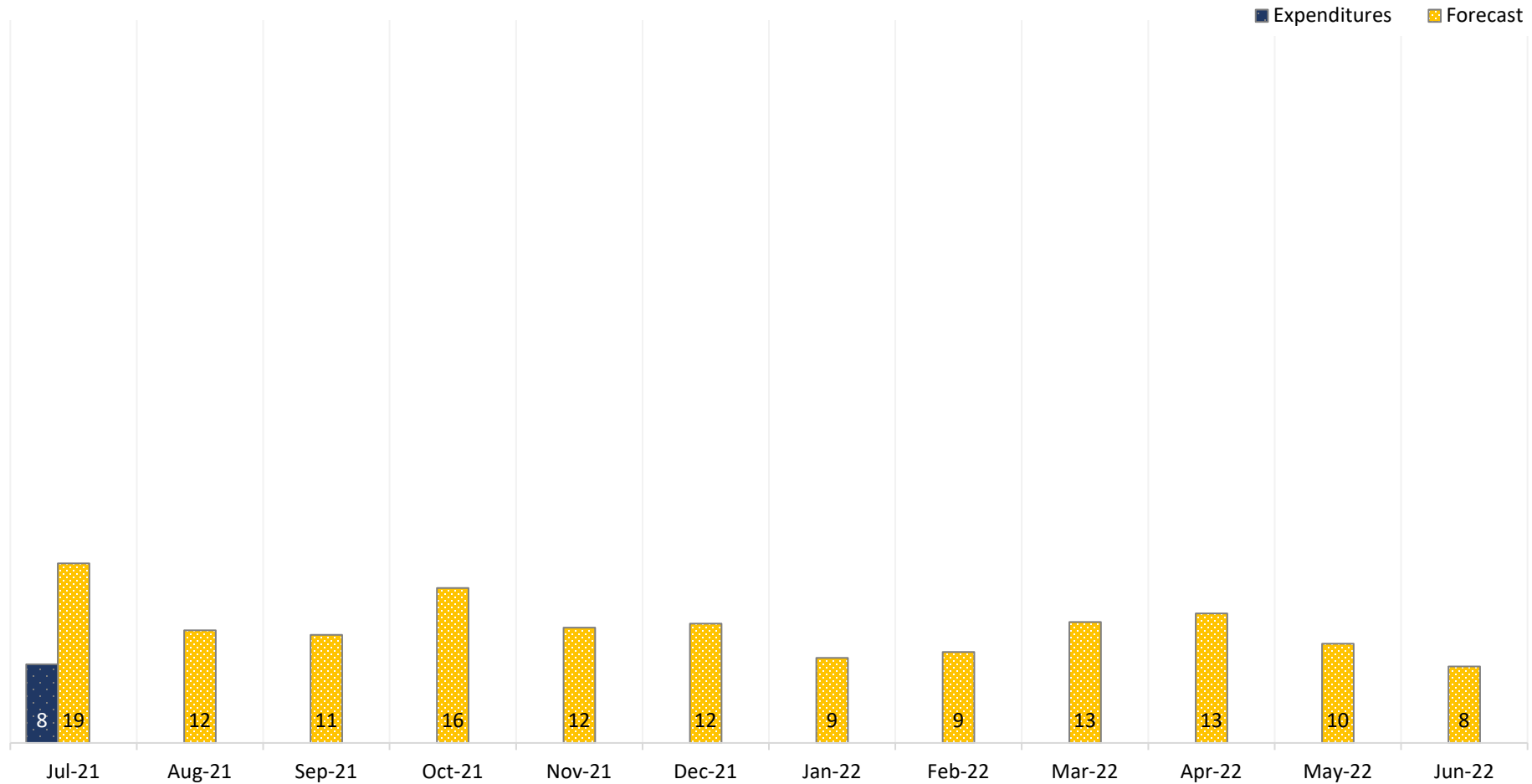
Description	Percentage
Time:	97.5%
Dollars:	44.7%

Notes:

- Information in this section is coming from data provided by the PCM – Monthly Status Report.
- The dollar values above remain at Revised Baseline Schedules (RBS) Revision 1 data.
- Revised Baseline Schedules (RBS) Revision 2 Current Forecast Substantial Completion Date (Pending executed change order) – June 22, 2022.
- Contract Time Status, Expended to Date, and Growth Percentage calculation of extension and expended time is based on the Current Forecast Substantial Completion Date.

CP 4 – Design-Build Planned vs. Actual Expenditures – Near Term

CP 4 – Fiscal Year Expenditures (\$ Millions)



Notes:

1. The projections are subject to change pending the approval of the Revised Baseline Schedule (RBS) Revision 2.
2. Expenditures in the chart above are specific to the Design-Builder production and based on the Capital Outlay and Expenditure Report.
3. The total year forecast of \$144M for CP 4 differs from the Capital Outlay report amount of \$148M due to a \$4M reconciling (classification) item for which the final disposition will be finalized in future report.
4. ROW acquisitions have been delayed at various locations, environmental compliance issues, and utilities clearance conflicts have impacted the construction progression in the northern and central segments.

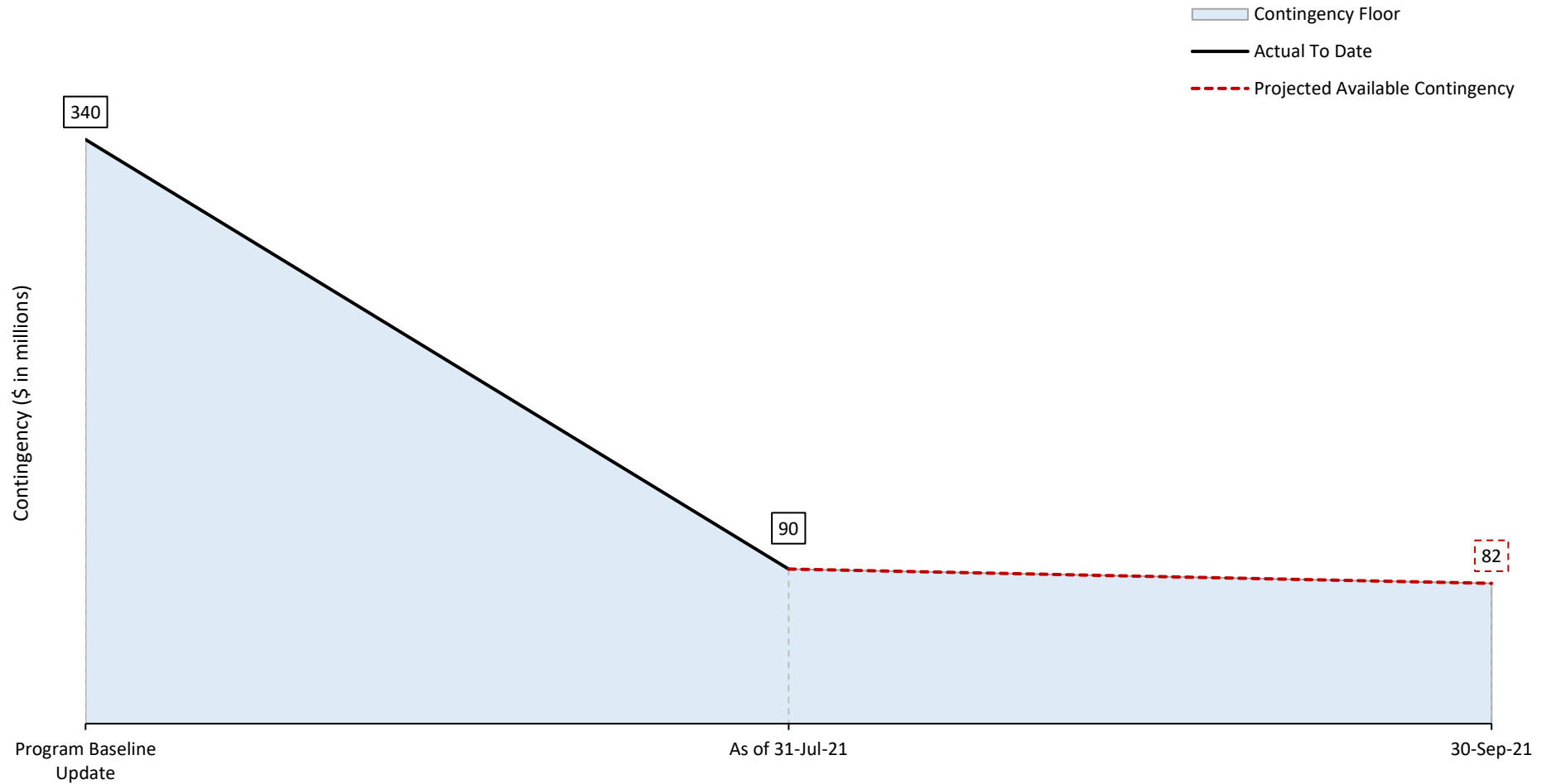
CP 4 – Executed Change Order Status

CP 4 – Executed Change Order Status

CO Number	Title	Change Status	Amount	Executed Date
103	BNSF JLL Permit Applications for Utility Relocations	Executed	\$9,771.24	14-Jul-21
92	Realignment of Canal 9-22 Construction Costs	Executed	\$2,632,327.07	27-Jul-21
96	North Kern Water Storage District (NKWSD) Costs not Covered Under the Contract	Executed	\$106,758.67	30-Jul-21
TOTAL			\$2,748,856.98	

CP 4 – Risk - Contingency Report

CP 4 – Risk - Contingency Report

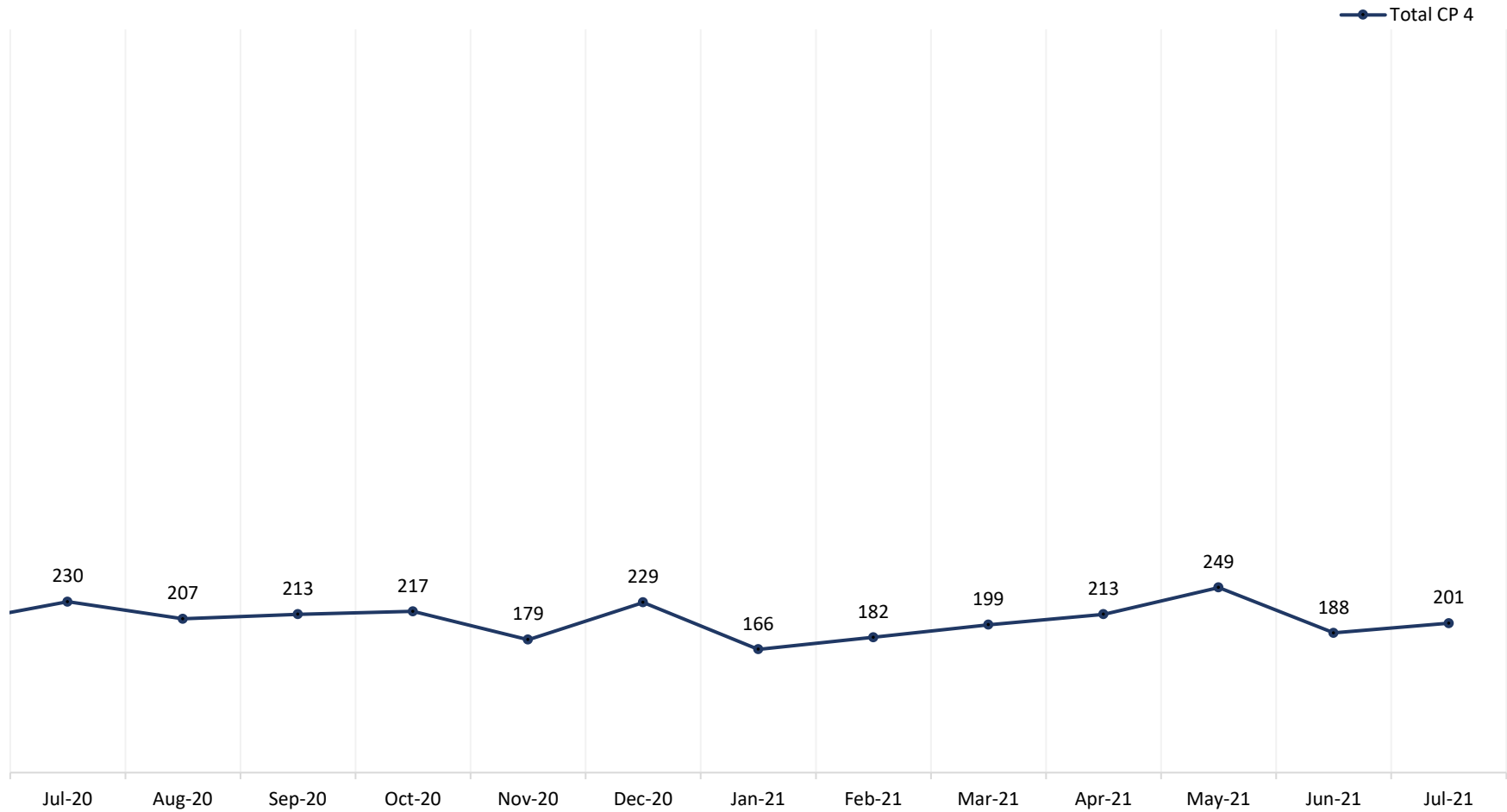


Notes:

1. The contingency drawdown curve has been revised to reflect projected contingency drawdown for the entire CP 1-4 Project through the end of the current quarter (30-Sep-21).
2. Based on the current change order forecast, this is the expected drawdown on the CP Revision 1 budgeted contingency. New budgeted contingency values for the CP will be established in Revision 2 (currently pending approval).
3. Forecasted drawdown is based on the DB contingency only. No forecasts have been provided for Project and Construction Management (PCM), ROW, Provisional Sum, or Third-Party Allocated Contingency.
4. Contingency Report Charts have been updated based on updated change order forecasts.

CP 4 – Monthly Construction Workforce Total

CP 4 – Monthly Construction Workforce Total – Actual

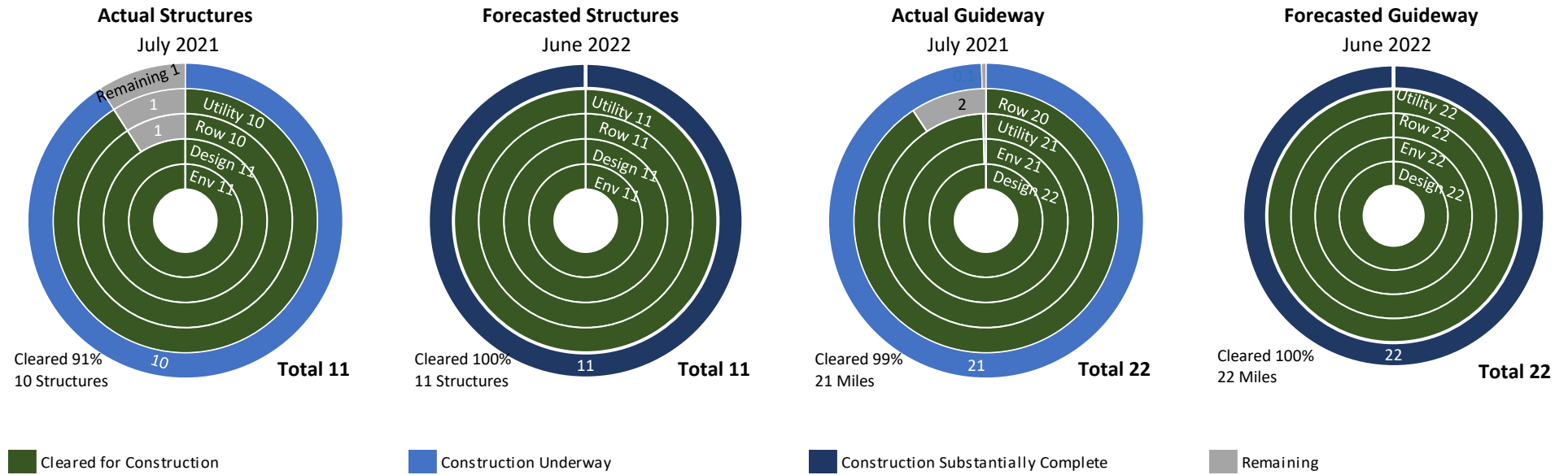


Notes:

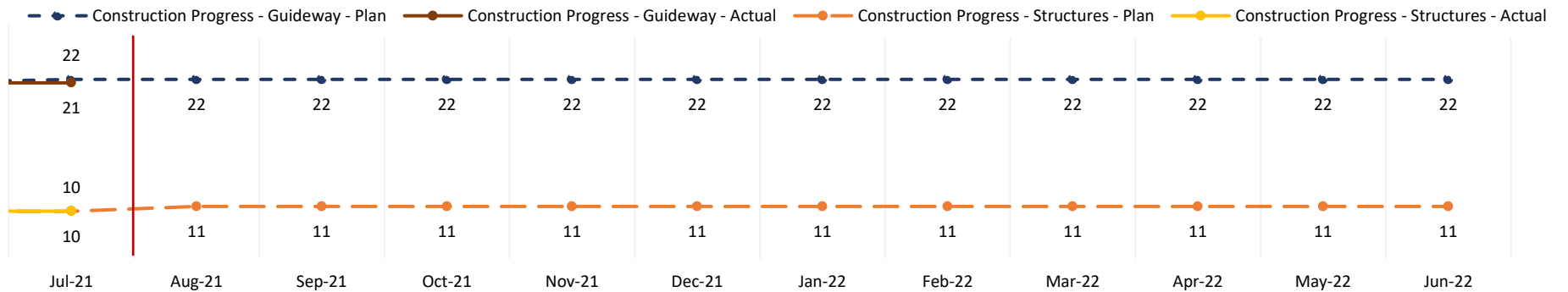
1. The construction labor numbers (full-time employees) are based on the working calendar month.
2. The data represents the overall total on a per working calendar month average status.

CP 4 – Construction Progress

CP 4 – Construction Progress



CP 4 – Construction Progress to Completion – Planned vs. Actual

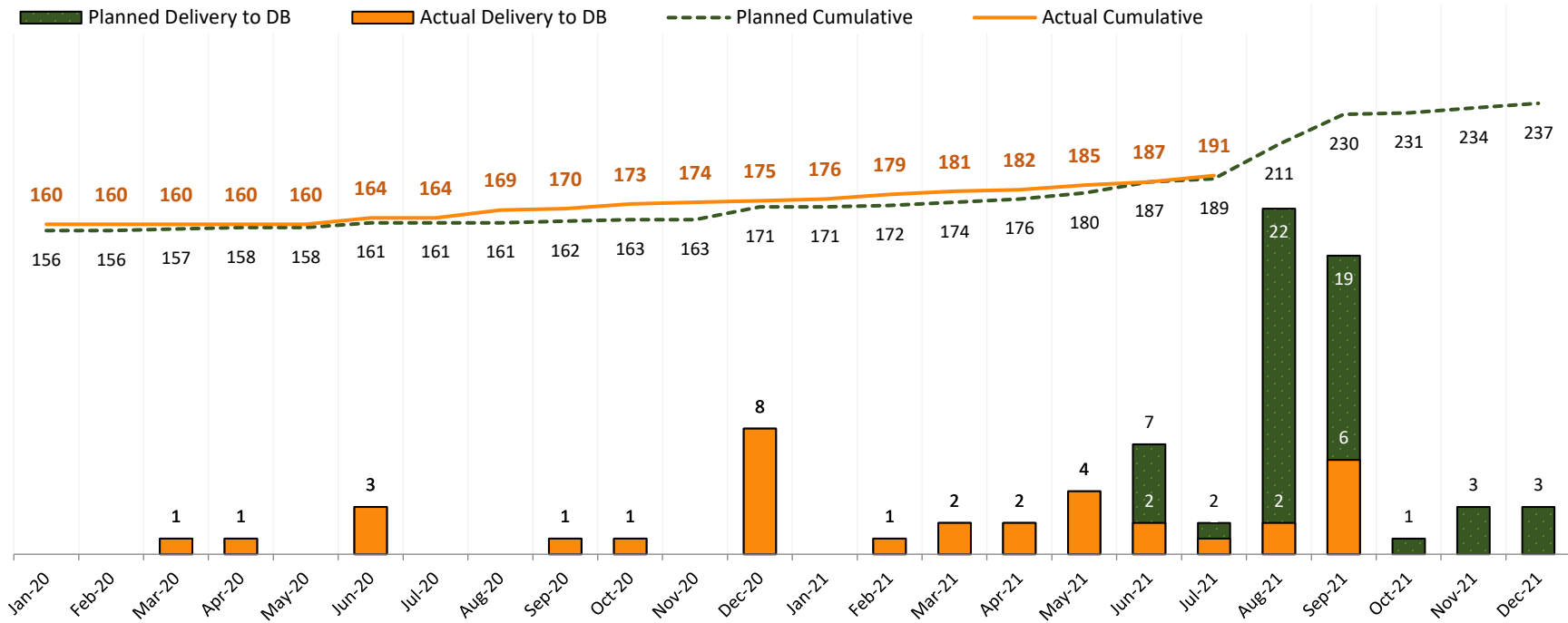


- Notes:**
- The chart above incorporates Revised Baseline Schedules (RBS) Revision 2 data.
 - Total Structures: 11 structures:
 - 10 structures underway/substantially complete. On target.
 - Total Guideway: 21 miles. The actual miles for CP 4 are 21.5 miles but rounded to 22 miles for consistency in reporting:
 - 21 miles underway/substantially complete. One mile behind. Pending environmental clearance on Zones 1 and 2 (actual Guideway miles is 21.3 – rounded to 21). **Update: Environmental cleared in August and currently seeking approval of Wildlife Exclusion Fencing.**

CP 4 – Right-of-Way (ROW) Summary

Construction Package	Total Needed Parcels July 31, 2021	Total Parcels Delivered to Date July 31, 2021	Remaining Parcels to be Delivered July 31, 2021
CP 4	237	191	46

Construction Package Total Needed Parcels



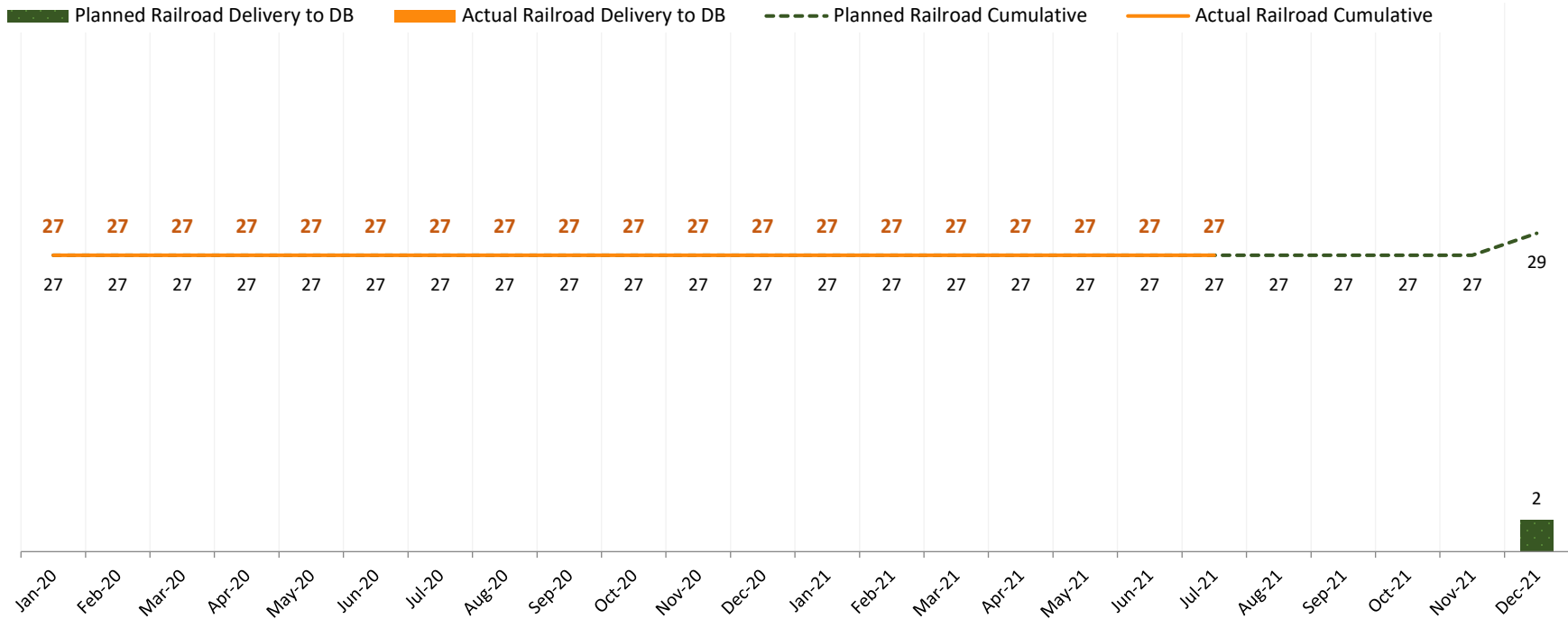
Notes:

1. This reflects the current Railroad Revised Baseline Schedules (RBS) Revision 2 for CP 4.
2. Actual cumulative line for July 2021 reflects delivered parcels that are forecasted in future months.

CP 4 – Right-of-Way (ROW) Railroad Summary

Construction Package	Total Needed Railroad Parcels July 31, 2021	Total Railroad Parcels Delivered to Date July 31, 2021	Remaining Railroad Parcels to be Delivered July 31, 2021
CP 4	29	27	2

CP 4 – Railroad Parcel Delivery to Design-Builder (DB) Summary



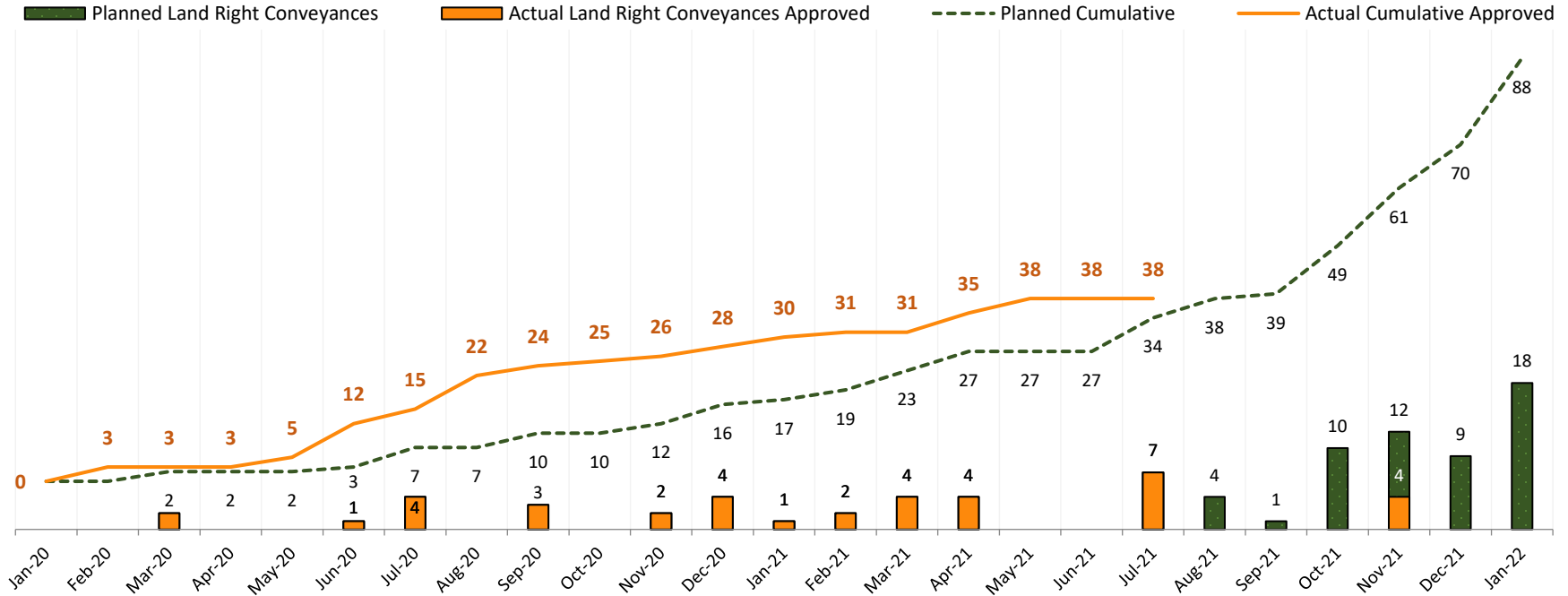
Notes:

1. This reflects the current Railroad Revised Baseline Schedules (RBS) Revision 2 for CP 4.

CP 4 – Tier 1 Land Right Conveyances Required Prior to Construction (PG&E, SCE, FID, FMFCD) Summary

Construction Package	Total Needed Land Right Conveyances July 31, 2021	Total Land Right Conveyances Approved ⁽³⁾ to Date July 31, 2021	Remaining Land Right Conveyances to be Approved July 31, 2021
CP 4	88	38	50

CP 4 – Tier 1 Land Right Conveyances Required Prior to Construction (PG&E, SCE, FID, FMFCD) Summary



Notes:

1. This projection has been revised based on the Revised Baseline Schedules (RBS) Revision 2 for CP 4.
2. Actual Cumulative for July 2021 includes completed land right conveyances that are forecasted in future months.
3. The term "Approved" is defined as land right conveyances with Director of Real Property for signature, PG&E for signature, or recorded.

Project Development Schedule – Record of Decision (ROD)

Project Development Schedule (to ROD)

Program Priority	Segment	Progress	Complete Purpose and Need Statement		Complete Alternatives Analysis		Board Concurrence of Preliminary Preferred Alt. Draft EIR/EIS		Publish Draft EIR/EIS		Publish Final EIS and Obtain ROD		Date EIR/EIS To Be Completed	
			Last Month	Current	Last Month	Current	Last Month	Current	Last Month	Current	Last Month	Current	Last Month	Current
Document Complete	Merced to Fresno	Plan Forecast % Complete	Complete Complete 100%	Complete Complete 100%	Complete Complete 100%	Complete Complete 100%	Complete Complete 100%	Complete Complete 100%	Complete Complete 100%	Complete Complete 100%	Complete Complete 100%	Complete Complete 100%	Complete Complete 100%	Complete Complete 100%
Document Complete	Fresno to Bakersfield	Plan Forecast % Complete	Complete Complete 100%	Complete Complete 100%	Complete Complete 100%	Complete Complete 100%	Complete Complete 100%	Complete Complete 100%	Complete Complete 100%	Complete Complete 100%	Complete Complete 100%	Complete Complete 100%	Complete Complete 100%	Complete Complete 100%
Document Complete	CV Electrical Interconnections	Plan Forecast % Complete	Complete Complete 100%	Complete Complete 100%	Complete Complete 100%	Complete Complete 100%	Complete Complete 100%	Complete Complete 100%	Complete Complete 100%	Complete Complete 100%	Complete Complete 100%	Complete Complete 100%	Complete Complete 100%	Complete Complete 100%
Document Complete	Locally Generated Alternative (F-B)	Plan Forecast % Complete	Complete Complete 100%	Complete Complete 100%	Complete Complete 100%	Complete Complete 100%	Complete Complete 100%	Complete Complete 100%	Complete Complete 100%	Complete Complete 100%	Complete Complete 100%	Complete Complete 100%	Complete Complete 100%	Complete Complete 100%
Document Complete	Central Valley Wye (M-F)	Plan Forecast % Complete	Complete Complete 100%	Complete Complete 100%	Complete Complete 100%	Complete Complete 100%	Complete Complete 100%	Complete Complete 100%	Complete Complete 100%	Complete Complete 100%	Complete Complete 100%	Complete Complete 100%	Complete Complete 100%	Complete Complete 100%
1	San Francisco to San Jose	Plan Forecast % Complete	Complete Complete 100%	Complete Complete 100%	Complete Complete 100%	Complete Complete 100%	Complete Complete 100%	Complete Complete 100%	Complete Complete 100%	Complete Complete 100%	Jun-22 Apr-22 58%	Jun-22 Apr-22 63%	Apr-22	Apr-22
2	San Jose to Merced	Plan Forecast % Complete	Complete Complete 100%	Complete Complete 100%	Complete Complete 100%	Complete Complete 100%	Complete Complete 100%	Complete Complete 100%	Complete Complete 100%	Complete Complete 100%	Mar-22 Jan-22 66%	Mar-22 Mar-22 ⁽¹⁾ 68%	Jan-22	Mar-22
3	Los Angeles to Anaheim	Plan Forecast % Complete	Complete Complete 100%	Complete Complete 100%	Complete Complete 100%	Complete Complete 100%	Complete Complete 100%	Complete Complete 100%	May-22 Jun-22 95%	May-22 Jun-22 95%	Jun-23 Jul-23 0%	Jun-23 Jul-23 ⁽²⁾ 0%	Jul-23	Jul-23
4	Burbank to Los Angeles	Plan Forecast % Complete	Complete Complete 100%	Complete Complete 100%	Complete Complete 100%	Complete Complete 100%	Complete Complete 100%	Complete Complete 100%	Complete Complete 100%	Complete Complete 100%	Dec-21 Nov-21 79%	Dec-21 Nov-21 ⁽³⁾ 82%	Nov-21	Nov-21
5	Palmdale to Burbank	Plan Forecast % Complete	Complete Complete 100%	Complete Complete 100%	Complete Complete 100%	Complete Complete 100%	Complete Complete 100%	Complete Complete 100%	Sep-21 Sep-21 83%	Sep-21 Nov-21 86%	Dec-22 Oct-22 0%	Dec-22 Dec-22 ⁽⁴⁾ 0%	Oct-22	Dec-22
6	Bakersfield to Palmdale	Plan Forecast % Complete	Complete Complete 100%	Complete Complete 100%	Complete Complete 100%	Complete Complete 100%	Complete Complete 100%	Complete Complete 100%	Complete Complete 100%	Complete Complete 100%	Jun-21 Aug-21 90%	Jun-21 Aug-21 ⁽⁵⁾ 96%	Aug-21	Aug-21
7	HMF	Plan Forecast % Complete	Complete Complete 100%	Complete Complete 100%	Complete Complete 100%	Complete Complete 100%	Apr-16 TBD 0%	Apr-16 TBD 0%	Sep-16 TBD 0%	Sep-16 TBD 0%	Feb-21 TBD 0%	Feb-21 TBD 0%	TBD	TBD

Notes:

- Two months delay this period reflecting agreed process to integrate revised EJ analysis and community outreach into J-M Final EIR/EIS.
- Four-month delay was incorporated in June 2021 due to ongoing delays in transportation and air quality work, key decisions made after March 2021, and additional transportation analysis requirements.
- Board meeting for B-LA NOD/ROD approval is being planned for November 2021.
- Schedule indicates a 7-week slip - primarily due to ~2,400 internal comments received on the ADEIR/S.
- Two-month delay related to scheduling the two-day Board meeting for the B-P NOD/ROD approval (from June) to August 2021 (seven weeks).

Project Development – Key Actions

Project Development – Key Actions Summary

Project Section	Key Actions
San Francisco to San Jose	<p>Completed reviews by Environmental Services (ES), NEPA Assignment Team (NAT), and Legal of responses to public comments on Draft EIR/EIS. Administrative Final EIR/EIS was delivered for Environmental Services (ES)/ NEPA Assignment Team (NAT)/legal review on June 30, followed by Legal review starting July 19, 2021.</p> <p>Released Revised Draft Environmental Impact Report/Supplemental Draft Environmental Impact Statement (RDEIR/SDEIS) for 45-day public circulation on July 23, 2021.</p>
San Jose to Merced	<p>Cooperating and Responsible Agencies completed review of the Administrative Final EIR/EIS on July 21, 2021. Environmental Justice (EJ) content will be included in a separate review due to EJ analysis refinements. EJ outreach will follow refined EJ documentation.</p> <p>Submitted the draft Biological Opinion (Section 7 Consultation) for administrative review by US Fish and Wildlife Service.</p> <p>Director of ES approved program-wide guidance for Overhead Catenary System Bird Electrocutation Avoidance Configuration for distribution on July 6, 2021.</p>
Central Valley Wye	<p>Continued discussions with City of Madera. Tolling agreement extended to September 30, 2021.</p> <p>Permitting for the Central Valley Wye will progress following Board action on the Merced and Bakersfield extensions.</p>
Locally Generated Alternative	<p>Permitting for the Locally Generated Alternative will progress following Board action on the Merced and Bakersfield extensions.</p>
Bakersfield to Palmdale	<p>The Final EIR/EIS was published on June 25, 2021. At the end of the 30-day waiting period, 32 comments were received, and responses were prepared.</p> <p>The General Conformity Determination was posted on the Federal Register on July 29, 2021.</p> <p>The NOD/ROD approval package (including errata document) was completed, and the MMRP was revised to address the Authority’s comments.</p> <p>Board Member & key stakeholder briefings were held throughout July.</p>

<p>Palmdale to Burbank</p>	<p>On July 5th, the Regional Consultants team initiated the review of comments received on the Administrative Draft EIR/S from Environmental Services, National Environmental Policy Act (NEPA) Assignment Team, Finishing Team, and outside counsel. Over 2,000 comments were submitted, and the Regional Consultants began preparing responses to comments and resolution on technical issues within the document.</p> <p>Weekly Production meetings were initiated to assist with the coordination of internal deadlines, outreach plans/deadlines, and will continue up to the release of the Draft EIR/EIS.</p> <p>The Regional Consultant and United States Army Corps of Engineers (USACE) coordinated on the Jurisdictional Determination and are targeting a submittal at the end of September 2021; and continued coordination with Federal Aviation Administration (FAA) and Burbank Airport.</p>
<p>Burbank to Los Angeles</p>	<p>Continued preparing the Final EIR/EIS, which includes addressing comments received on the Administrative Final EIR/EIS.</p> <p>Continued work on design refinements including for the Metrolink Central Maintenance Facility (CMF) and relocation of extraction wells.</p>
<p>Los Angeles to Anaheim</p>	<p>ES and NAT continued a rolling review of available chapters and technical reports for the assembled Administrative Draft EIR/EIS.</p> <p>Continued integrating additional revised environmental deliverables from BNSF pertaining to the Colton and Lenwood project components into the assembled Administrative Draft EIR/EIS.</p> <p>Continued draft Preliminary Engineering for Project Definition (PEPD) reviews with external stakeholders.</p>