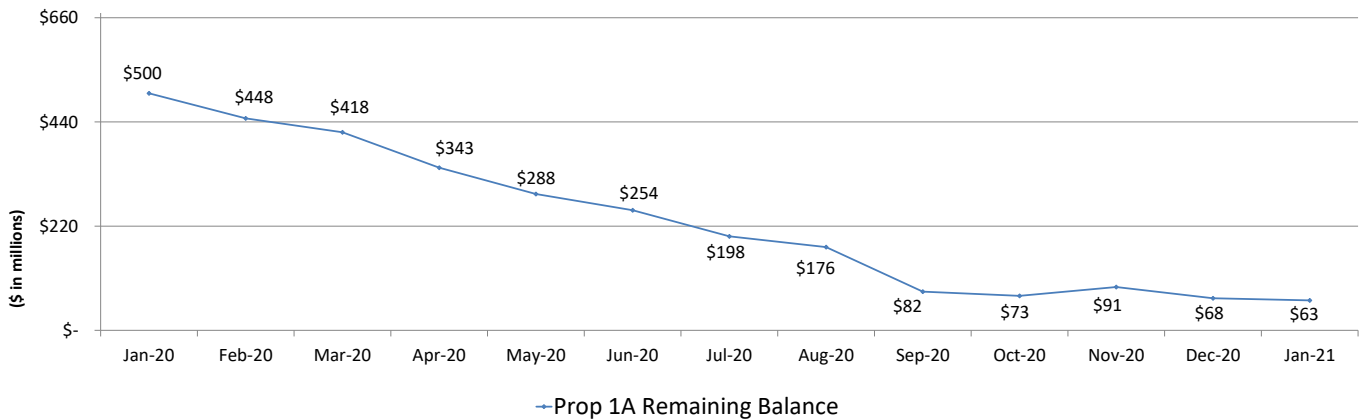


Prop 1A Bond Fund (6043)

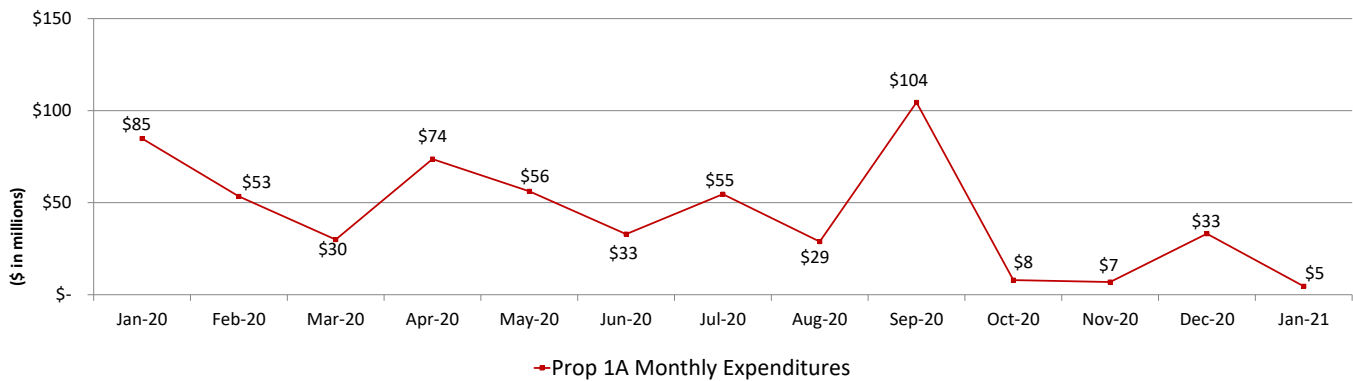
Prop 1A Fund Transaction Breakout for January	Notes	Amount
Cash Balance as of 01/01/21	2	\$ 67,796,808
Prior Month Adjustment		\$ -
Cash Expensed		\$ (4,582,041)
Cash In		\$ -
Change in PTA Loan Cash		\$ -
Change in Public Employees' Retirement System Reserve		\$ 5,013
Prop 1A Cash Balance as of 01/31/21		\$ 63,219,779

Fiscal Year	Notes	Bond Sales
FY2008-09		\$ 90,045,000
FY2009-10		\$ 168,350,000
FY2010-11		\$ 50,665,000
FY2011-12		\$ 91,225,000
FY2012-13		\$ -
FY2013-14		\$ -
FY2014-15		\$ 44,605,000
FY2015-16		\$ 56,495,000
FY2016-17		\$ 1,323,070,000
FY2017-18		\$ 800,000,000
FY2018-19		\$ 600,000,000
FY2019-20	3	\$ 390,000,000
Current Year	4	\$ 50,505,000
Total Prop 1A Funding	1, 5	\$ 3,664,960,000

Prop 1A Remaining Balance



Prop 1A Expenditures



#

Footnotes

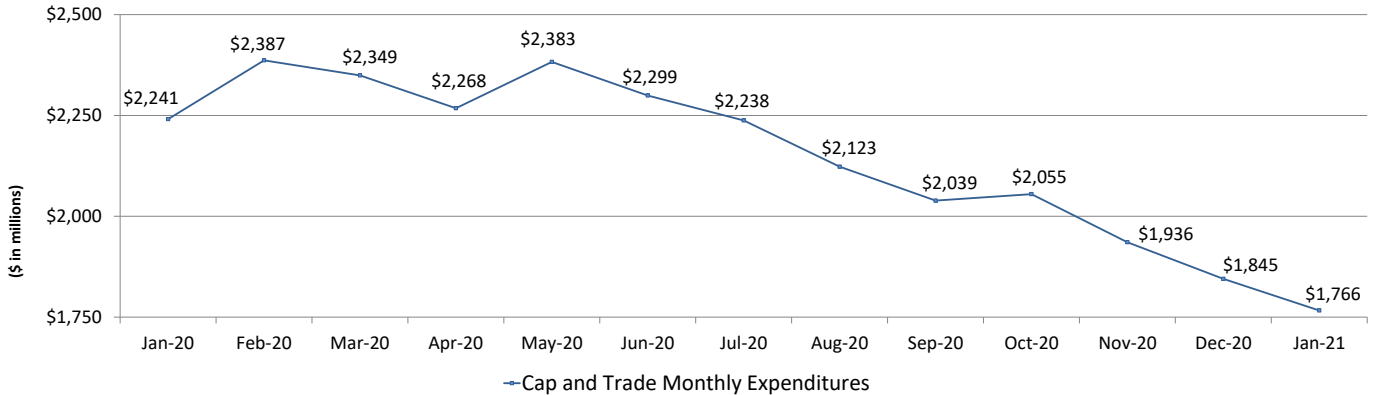
- Prop 1A bond sales are conducted twice a year by the State Treasurer's Office (STO) in the spring and fall.
- Beginning balance includes a \$450K Advance to Office Revolving Fund (ORF). Advance to ORF represents cash available for disbursement to facilitate efficient reimbursement of invoices. Upon replenishment of the full ORF balance, \$450K becomes accessible to Prop 1A Bond Fund appropriations for use.
- FY2019-20 Prop 1A Bond proceeds includes the following bond sales: Jul-19, \$15M and Oct-19, \$375M.
- FY2020-21 Prop 1A Bond proceeds includes the following commercial paper authorizations: Aug-20, \$5.5M; Sep-20, \$10M; Nov-20, \$25M; and Dec-20, \$10M.
- The Authority has an additional \$362.1M available through commercial paper which was authorized in Fall 2019, Spring 2020, and Fall 2020; however, the proceeds will not be reflected in this report until the Authority submits a request for funds to STO and issuance is completed.

Cap and Trade Fund (3228)

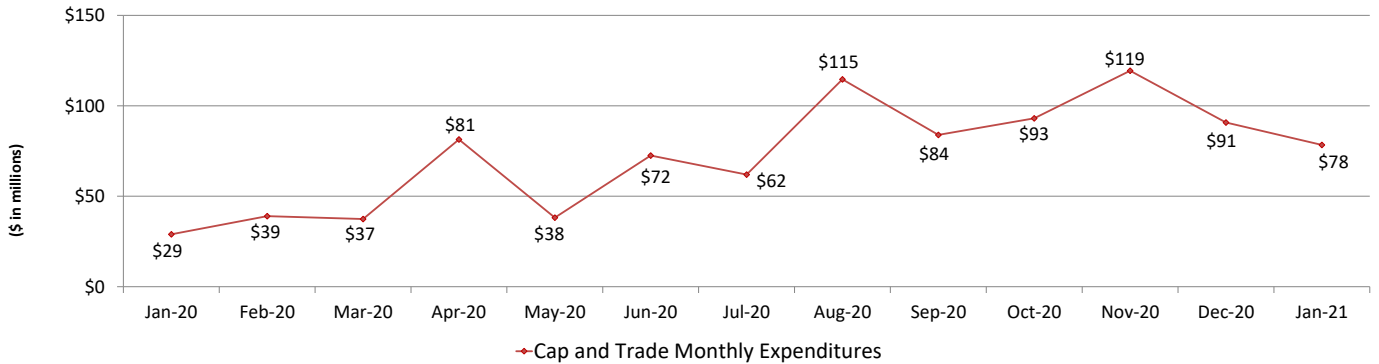
Cap and Trade Transaction Breakout for January	Notes	Amount
Cash Balance as of 01/01/21	2	\$ 1,844,822,744
Prior Month Adjustment		\$ -
Cash Expensed		\$ (78,384,313)
Cash In		\$ -
Interest Income		\$ -
Executive Order/Spending Authority		\$ -
Current Month Budget/Adjustment		\$ -
GHGRF Cash Balance as of 01/31/21		\$ 1,766,438,431

Fiscal Year	Notes	Proceeds
2014-15 Budget Act Appropriation		\$ 250,000,000
2014-15 Budget Act Appro. Reversion	5	\$ (12,056,000)
Budget Act of 2014		\$ 400,000,000
Subtotal		\$ 637,944,000
FY2015-16		\$ 459,278,000
FY2016-17		\$ 220,882,000
FY2017-18		\$ 707,555,000
FY2018-19		\$ 786,769,000
FY2019-20	3	\$ 488,581,000
Current Year	4	\$ 109,182,000
Subtotal		\$ 2,772,247,000
Total Cap and Trade Funding	1	\$ 3,410,191,000

Cap and Trade Cash Balance



Cap and Trade Expenditures



#

Footnotes

- Cap and Trade auctions occur quarterly (Aug, Nov, Feb, May) and are subject to administrative adjustments by the Department of Finance (e.g. foreign exchange rate and state operation adjustments). Total Cap and Trade Funding includes Budget Act Appropriations, auction proceeds, and state operations spending authority.
- Beginning balance includes a \$10M Advance to ORF. The ORF represents cash available for disbursement to facilitate efficient reimbursement of invoices. Upon replenishment of the full ORF balance, \$10M becomes accessible to Cap and Trade Fund appropriations for use.
- FY2019-20 Cap and Trade funding includes the following executive order amount: Aug-19, \$145.2M; Nov-19, \$184.8M; Jan-20, \$5.3M (Interest Income); Feb-20, \$153.2M; and Jul-19, \$103K (State Ops).
- FY2020-21 Cap and Trade funding includes the following executive order amount: May-20, \$6.2M; Jul-20, \$103K (State Ops); Aug-20, \$98.4M; and Oct-20, \$4.4M (Manufacturing Tax Credit).
- Appropriation reversions totaling \$12.1M occurred through June 30, 2020. The Authority is working with the Department of Finance to get these funds transferred to its Cap and Trade Continuous Appropriation.

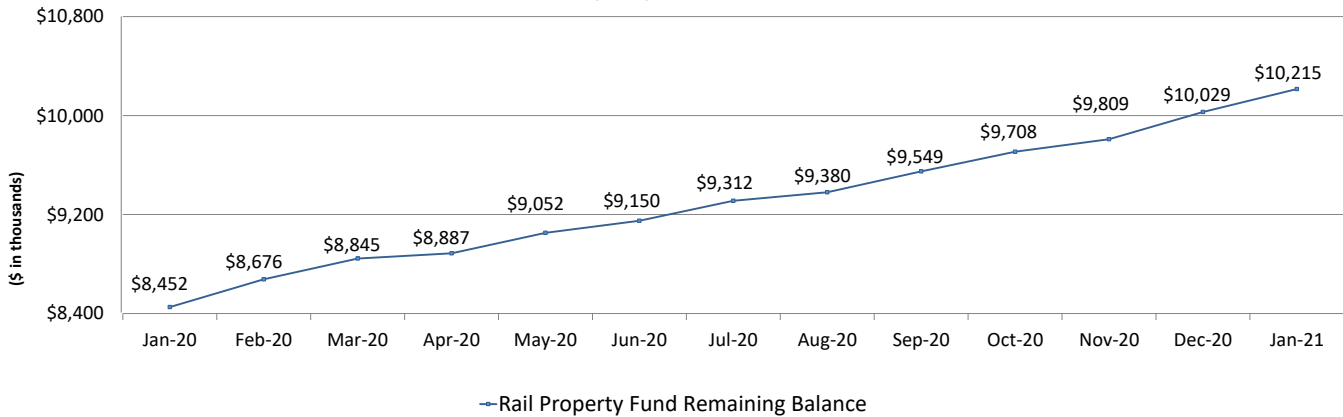
Data through January 31, 2021

Rail Property Management Fund (9331)

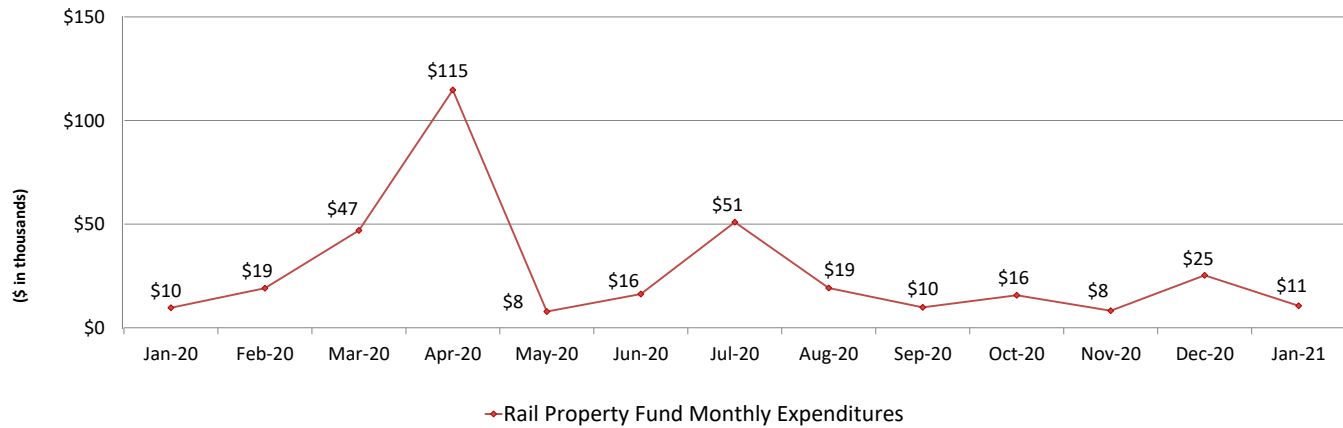
Rail Property Fund Transaction Breakout for January	Notes	Amount
Cash Balance as of 01/01/21		\$ 10,028,593
Prior Month Adjustment		\$ -
Cash Expensed	2	\$ (10,596)
Cash In		\$ 196,516
Current Month Budget/Adjustment		\$ -
RPMF Cash Balance as of 01/31/21	1	\$ 10,214,514

Fiscal Year	Notes	Revenue
FY2015-16		\$ 1,039,701
FY2016-17		\$ 1,836,659
FY2017-18		\$ 2,581,492
FY2018-19		\$ 2,442,118
FY2019-20		\$ 2,102,905
Current Fiscal Year		\$ 1,204,462
Cumulative RPMF Revenue	1	\$ 11,207,338

Rail Property Fund Cash Balance



Rail Property Fund Expenditures



Footnotes

- 1 This fund receives revenues from leases/rents collected on property acquired that is not yet delivered to the design-builders for construction. \$750K is annually appropriated through the Budget Act and is used for the development, improvement, and maintenance of the high-speed rail system.
- 2 Fluctuations in monthly expenditures are primarily due to timing of invoice submission by vendors and a Pro-Rata cost, which is a state administrative assessment determined by the Department of Finance, that is charged three times a year (August, November, and March).